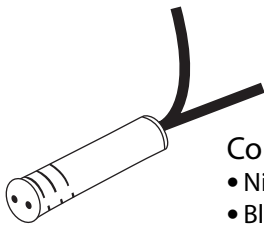


# INSTALLATION INSTRUCTIONS

For Tresco by Rev-A-Shelf®  
12VDC Oval LED Controllers



## Color Availability:

- Nickel
- Black

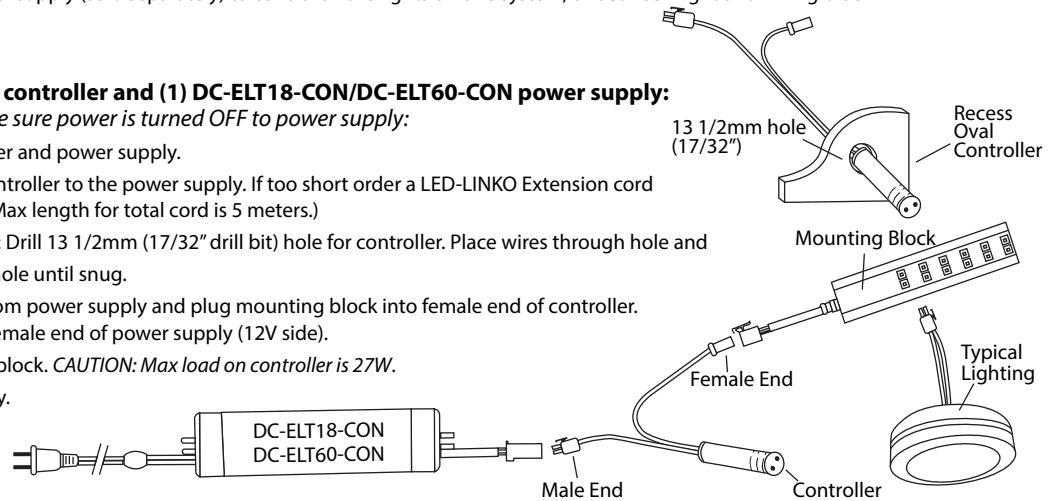
Tresco by Rev-A-Shelf® offers oval recessed or surface mounted lighting controllers for 12VDC. Switches can be placed between wiring block and DC-ELT18-CON/ELT60-CON power supply (sold separately) to control all the lights on one system, or between light and wiring block for isolated control of each light.

### Option 1

#### To control all lights from (1) controller and (1) DC-ELT18-CON/DC-ELT60-CON power supply:

Before beginning any wiring, be sure power is turned OFF to power supply:

1. Determine location of controller and power supply.
2. Check wire length from the controller to the power supply. If too short order a LED-LINKO Extension cord from Tresco by Rev-A-Shelf®. (Max length for total cord is 5 meters.)
3. To recess mount the controller: Drill 13 1/2mm (17/32" drill bit) hole for controller. Place wires through hole and push controller completely into hole until snug.
4. Disconnect mounting block from power supply and plug mounting block into female end of controller. Plug male end of switch into female end of power supply (12V side).
5. Connect lights into mounting block. **CAUTION: Max load on controller is 27W.**
6. Turn power on to power supply.

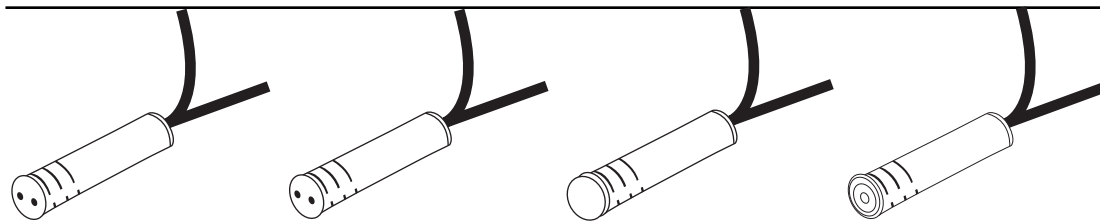
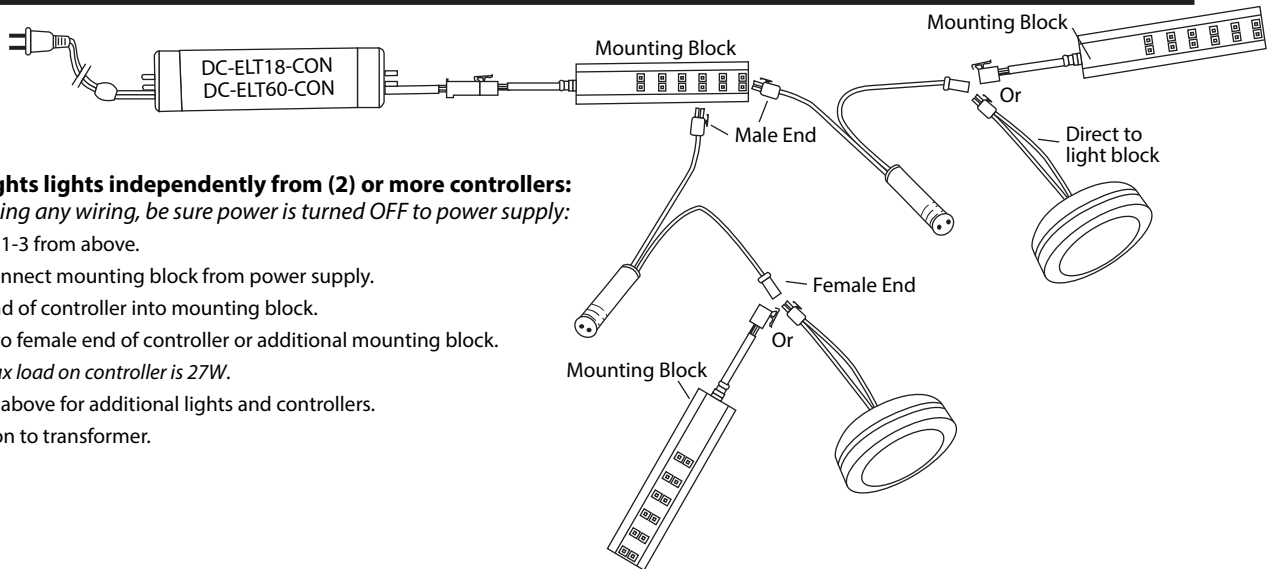


### Option 2

#### To control lights independently from (2) or more controllers:

Before beginning any wiring, be sure power is turned OFF to power supply:

1. Follow steps 1-3 from above.
2. Do **not** disconnect mounting block from power supply.
3. Plug male end of controller into mounting block. Plug light into female end of controller or additional mounting block. **CAUTION: Max load on controller is 27W.**
4. Follow steps above for additional lights and controllers.
5. Turn power on to transformer.



#### Proximity Switch

Swipe hand across to turn on/off

Diameter: 13 1/2mm (17/32")  
Length: 60 mm (2 3/8")  
Max Wattage: 27W  
Sensor range: 0 - 80 mm (3 1/8")  
Cable input: 2.0 m (79")  
Cable output: 152.0 mm (6")  
Finish: Nickel / Black

#### Door Sensor Controller

Door Open - light on;  
Door Closed - light off  
Diameter: 13 1/2mm (17/32")  
Length: 60 mm (2 3/8")  
Max Wattage: 27W  
Sensor range: 0 - 80 mm (3 1/8")  
Cable input: 2.0 m (79")  
Cable output: 152.0 mm (6")  
Finish: Nickel / Black

#### Motion Detector

Turns on when human motion is detected  
Diameter: 13 1/2mm (17/32")  
Length: 60 mm (2 3/8")  
Max Wattage: 27W  
Sensor range: 0 - 3000 mm  
Viewing degree: 120°  
Time on: 30 secs if no motion  
Cable input: 2.0 m (79")  
Cable output: 152.0 mm (6")  
Finish: Nickel / Black

#### Dimmer

Touch on/off and 0-100% dimming control and adjusting light output  
Diameter: 13 1/2mm (17/32")  
Length: 60 mm (2 3/8")  
Max Wattage: 27W  
Sensor range: 0 - 3000 mm  
Cable input: 2.0 m (79")  
Cable output: 152.0 mm (6")  
Finish: Nickel / Black  
\*Hold finger down for dimming

#### Housing for Surface Mounting

Length: 40 mm  
Width: 42 mm  
Height: 13 1/2mm (17/32")  
Finish: Nickel / Black  
\*Comes standard with every controller



Tresco by Rev-A-Shelf®  
2409 Plantside Drive  
Jeffersontown, KY 40299

Tel: 800-626-1126