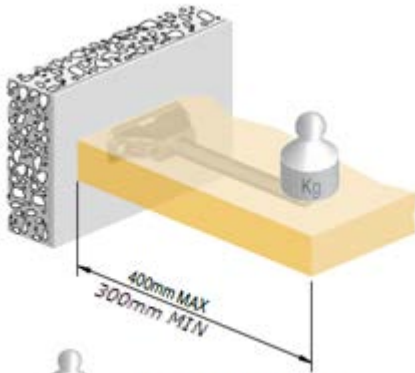


Application

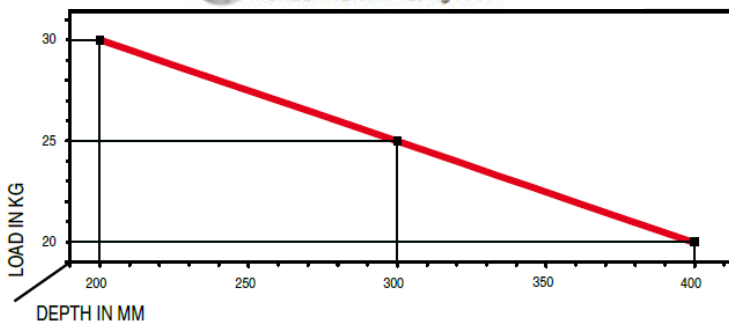
The concealed way to support shelves of thickness greater than 40mm or Honeycomb shelving. Comes with three independent & unique adjustments, you will be able to set your shelves the exact way you visualized them!



Shelf load VS shelf depth for 1 Bracket



+ SHELF WEIGHT = 20 Kg MAX

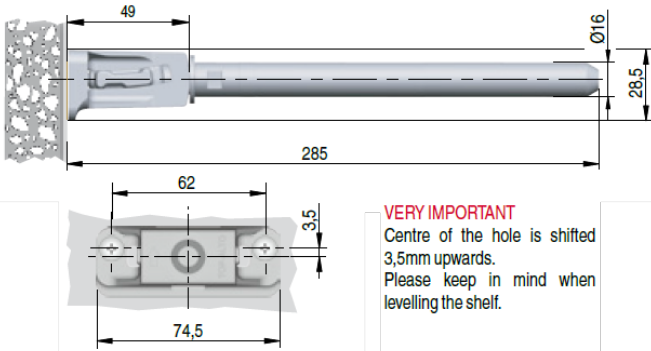


Advantages & Benefits

- Useful for both flat-pack and rigid furniture, this support is ideal for transport as it secures the shelf in position.
- Easy and quick installation.
- Adjustable in height, you can align it vertically with the slots. (+ 2.5mm)
- While placing the shelf in position, the supporting pins can slide horizontally. (+ 2.5mm)
- When the shelf is partially inserted, the shelf angle can be adjusted front to back by turning the supporting pins with a 12mm open-ended wrench. (-8°, +20° angle)
- A locking bolt will conserve your adjustments.
- Made of zinc alloy and steel material.
- Exclusive to Richelieu

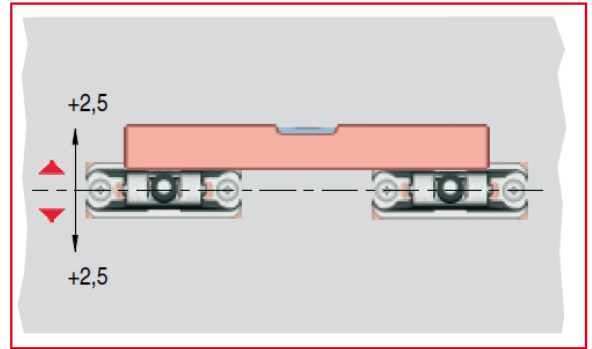
Product No.	Description	Shelf Thickness	Finish
1621712G	Triade Bracket XXL	Min 40 mm (1.575 in)	Zinc
11162G	Triade brackets support for concrete walls		
1622510	Triade Profile Support for Drywall Walls		
BP1622G	Hardware for Triade Profile		

Technical Information



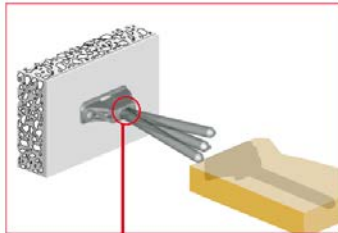
VERY IMPORTANT
Centre of the hole is shifted 3,5mm upwards. Please keep in mind when levelling the shelf.

ALIGN BRACKETS VERTICALLY ACCORDINGLY

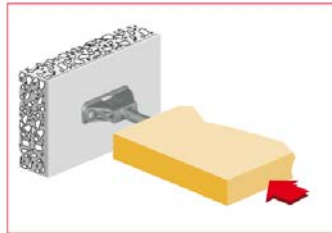


SHELF INSERTING AND HORIZONTAL ADJUSTMENT

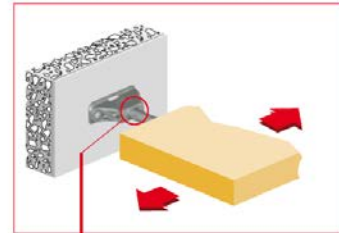
TILT THE SHELF TO MATCH BOTH SUPPORTING PINS AND SHELF HOUSINGS



INSERT PARTIALLY THE SHELF

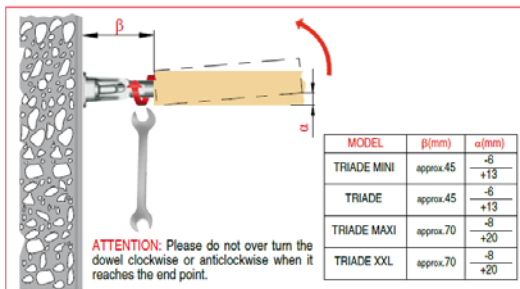


ADJUST THE SHELF HORIZONTALLY ACCORDING TO THE APPLICATION (i.e. MULTI-SHELF COMPOSITION)



INCLINATION ADJUSTMENT

TURN CLOCKWISE THE SUPPORTING PIN WITH A 12mm OPEN-ENDED WRENCH TO ADJUST THE SHELF ANGLE FRONT TO BACK ACCORDINGLY



SCREW THE LOCKING BOLT TO BLOCK THE PIN

