



## The Classic Barn Door Set

**Product #** 24600690

### DESCRIPTION

#### Hardware kit for a single sliding wood door

The Classic Barn Door is a wall mount sliding door system for 1 wood door with visible black flat bar steel top mount trolley for doors weighing up to 80 kg (176 lb). Select from 3 choices of standard flat bar upper track sets with wall mounts and fastener lag bolts for wood wall construction. Each track is pre-drilled for connectors to join tracks and soft-close mechanisms (sold separately). For residential applications.



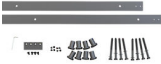
**IMPORTANT:** The minimum door width is 36 in (914 mm) when using a soft-close mechanism, and the maximum door weight is 176 lb (80 kg).

### ADVANTAGES AND BENEFITS

The rails are available in three different lengths allowing you to install two doors side-to-side. Rails are pre-drilled to allow you to connect them end-to-end using the connector kit and to allow installation of end-rail bumpers. Security: Each roller is equipped with a device that prevents derailment when the door is being misused.

## REQUIRED PRODUCTS!

Requires ONE of the following products

			Sales unit
	<b>Flat Bar Track/Rail, Wall Mount Matte Black</b> Product # 24600190 Overall Length: 78 3/4 in* Number of Doors: 1		Box
OR			
	<b>Flat Bar Track/Rail, Wall Mount Matte Black</b> Product # 24600290 Overall Length: 98 3/8 in* Number of Doors: 2 / 1		Box
OR			
	<b>Flat Bar Track/Rail, Wall Mount Matte Black</b> Product # 24600390 Overall Length: 9 ft 10 in* Number of Doors: 2 / 1		Box

## TECHNICAL SPECIFICATIONS

Product #	24600690
Door Material	Wood
Track Mounting	Wall Mount
Load Capacity	33.1 to 176 lb*
Door Thickness	1 3/8 to 1 3/4 in
Roller Type	Ball Bearing
Roller Position	Upper
Application	Closet and Walk-In Closet, Pantry, Storage, Standard Access Door, Barn Door
Brand	Onward
Overall Length	78 3/4 to 118 in*
Track type	Flat Bar
Manufacturing Material	Steel
Finish	Black
Soft-Closing	No
Style	Rustic
Groove Depth	25/32 in*
Groove Needed for Guiding System	Yes
Number of Doors	1
Door Width	24 to 60 in
Groove Width at the Bottom of Door	9/32 in*

### Disclaimer

Measures shown with an asterisk (\*) have been converted as per your preference. These are not the official measures. To view the measures specified by the manufacturer, [click here](#).

## INCLUDED PRODUCT(S)

- 2 roller units with screws for 1-3/8" or 1-3/4" door - 2 end bumpers with screws - 2 anti-derailer units with screws - 1 floor-level guide for wood door.

## IMPORTANT INFORMATION

**IMPORTANT:** The minimum door width is 36 in (914 mm) when using a soft-close mechanism, and the maximum door weight is 176 lb (80 kg). - Pictures provided for visual reference only: actual product may vary. - All required hardware should be ordered and obtained prior to initiating fabrication or installation work. Please verify that the parts and quantities listed in your order are correct before proceeding to checkout. - Always use instructions provided by the manufacturer, as included with the product. Manufacturer reserves the right to amend, modify, or otherwise supplement any previously issued product and/or technical information, as deemed required from time to time, without prior notice. - The documentation, drawings, and instructions on this page apply to the system described on this page only. Richelieu expressly declines all responsibility for any design or construction that combines this system with systems from this same manufacturer or systems from other manufacturers. - Installation of the product shall be executed by qualified individuals only, always ensuring that each product is securely installed using proper fixation methods, as appropriate for each applicable substratum. We trust that anyone installing these products has the required skills, knowledge, and experience. Richelieu expressly disclaims any liabilities for results obtained through improper use or installation. - Always remove debris/dust/residues (sawdust and/or aluminum) from all tracks and guide channels using a dry cloth during installation and before operating the system. - Never spray lubricant in this product.

## DISCLAIMER

By accessing or referring to this document, or by using any of Richelieu's websites, you accept all applicable terms as they apply from time to time. This legal disclaimer is in no way limited or altered by any other terms or conditions. Richelieu may change said terms at its discretion and without prior notice. A version of the most current terms will always be available on Richelieu's website. The preceding information and technical documentation, information, or recommendations issued by Richelieu verbally or in writing is believed to be accurate and is given in good faith, but no representation of warranty as to its completeness or accuracy is made. Suggestions for use or application are only opinions. Users are responsible for determining the suitability of these products for their own particular purpose. No representation of warranty, expressed or implied, is made with respect to information or products including, without limitation, warranties or merchantability, fitness for particular purpose, non-infringement of any third party patent or other intellectual property rights including, without limit, copyright, trademark, and designs. Any trademarks identified herein are trademarks of the Richelieu group of companies. Richelieu assumes no risk and shall not be subject to any liability for damages or loss resulting from the specific use or application made of the product. Richelieu's liability for any claim, whether based on breach of contract, negligence, or infringement of any rights of any party relating to the product shall not exceed the price paid for said products. In no event shall Richelieu be liable for any special, incidental, or consequential damages (including loss of use, loss of profit, and claims of third parties) however caused, whether by the negligence of Richelieu or otherwise. Products returned for warranty purposes shall be subject to Richelieu's then applicable Return Policy.

**PRODUCT PHOTOS**

