



Screw-in Dowel

Product # 6401

Drilling Length for Dowel Thread 11/32 in*

Quantities per case available 5000 units

Finish Zinc

DESCRIPTION

Screw-in dowel featuring an integral skirt which acts as a positive stop during insertion.

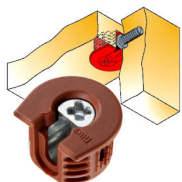
ADVANTAGES AND BENEFITS

- Klix locking feature creates a strong, vibration-proof connection.

REQUIRED PRODUCTS

Requires the following products

Sales unit



Knock-in Housing Non-Outrigger Drop-In

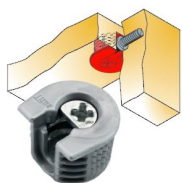
Product # 643160

Drilling Depth: 1/2 in*

Panel Thickness: 5/8 in*

Finish: Brown

AND



Knock-in Housing Non-Outrigger Drop-In

Product # 6433106

Drilling Depth: 9/16 in*

Panel Thickness: 3/4 in*

Finish: Silver

Requires ONE of the following products



Knock-in Housing Non-Outrigger Drop-In

OR



Knock-in Housing Non-Outrigger Side-Insertion

OR



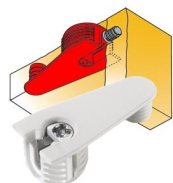
Quickfit-Expando Housing Outrigger - Top assembly only

OR



Quickfit-Expando Housing Outrigger - Combined Assembly (front and top)

OR



Quickfit-Expando Housing Outrigger - Top Assembly

OR



20 mm Knock-in Housing Non-Outrigger

OR



Flush Knock-in Housing, Non-Outrigger, Side-Insertion

OR



Flush Knock-In Housing, Non-Outrigger, Drop-On

TECHNICAL SPECIFICATIONS

Product #	6401
Titus System Number	System 6
Drilling Diameter for Dowel Thread	3/16 in*
Material	Steel
Drive Type	Phillips

Disclaimer

Measures shown with an asterisk (*) have been converted as per your preference. These are not the official measures. To view the measures specified by the manufacturer, [click here](#).

APPLICATION

For panel-to-panel, and back-to-back applications.

PRODUCT PHOTOS

