



## Quickfit Double-Ended Dowels

**Product #** 6416

**Panel Thickness** 3/4 in\*

### DESCRIPTION

Double-ended dowels.

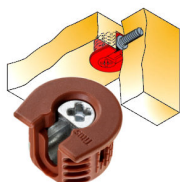
### ADVANTAGES AND BENEFITS

- Klix locking feature provides a strong, vibration-proof connection. - Push through dowel for back-to-back applications. - Saves time and money.

## REQUIRED PRODUCTS

Requires the following products

**Sales unit**



### Knock-in Housing Non-Outrigger Drop-In

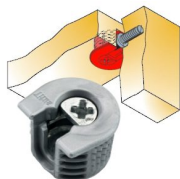
Product # 643160

Drilling Depth: 1/2 in\*

Panel Thickness: 5/8 in\*

Finish: Brown

**AND**



### Knock-in Housing Non-Outrigger Drop-In

Product # 6433106

Drilling Depth: 9/16 in\*

Panel Thickness: 3/4 in\*

Finish: Silver

---

Requires ONE of the following products

---



**Knock-in Housing Non-Outrigger Drop-In**

---

OR

---



**Knock-in Housing Non-Outrigger Side-Insertion**

---

OR

---



**Quickfit-Expando Housing Outrigger - Top assembly only**

---

OR

---

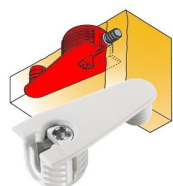


**Quickfit-Expando Housing Outrigger - Combined Assembly (front and top)**

---

OR

---



**Quickfit-Expando Housing Outrigger - Top Assembly**

---

OR

---



**20 mm Knock-in Housing Non-Outrigger**

---

## TECHNICAL SPECIFICATIONS

Product #	6416
Titus System Number	System 6
Drilling Diameter for Dowel Thread	3/16 in*
Product Diameter	3/16 in*
Quantities per case available	2500 units
Finish	Zinc
Material	Steel

### Disclaimer

Measures shown with an asterisk (\*) have been converted as per your preference. These are not the official measures. To view the measures specified by the manufacturer, [click here](#).

## PRODUCT PHOTOS

