



## **Rev-A-Shelf stainless Steel Trays**

**Product #** 658114170

**Interior Dimensions Required - Width** 14 1/2 in



**Product Dimensions - Width** 14 in

### **DESCRIPTION**





These stainless steel tip-out trays add a touch of elegance in a small area that normally wasted.

## REQUIRED PRODUCTS

Requires the following products

	Sales unit
 <b>Rev-A-Shelf hinge with Damper for Tip-Out Tray</b> Product # LD022050SCFO40	Pair
<b>AND</b>	
 <b>Rev-A-Shelf Tip-Out Tray Hinges</b> Product # 65529402204	Pair

Requires ONE of the following products

	Sales unit
 <b>Rev-A-Shelf hinge with Damper for Tip-Out Tray</b> Product # LD022050SC40	Pair
<b>OR</b>	
 <b>Rev-A-Shelf Tip-Out Tray Hinges</b> Product # 65522G Product Dimensions - Width: 1 in      Product Dimensions - Depth: 1 3/4 in Product Dimensions - Height: 3 13/16 in	Pair
<b>OR</b>	
 <b>Rev-A-Shelf Tip-Out Tray Hinges</b> Product # 6552ETH10 Product Dimensions - Width: 1 7/8 in      Product Dimensions - Depth: 2 7/16 in Product Dimensions - Height: 3 15/16 in	Pair
<b>OR</b>	
 <b>Rev-A-Shelf Tip-Out Tray Hinges</b> Product # LD02204540 Product Dimensions - Width: 1 in      Product Dimensions - Depth: 1 3/4 in Product Dimensions - Height: 3 7/8 in	Pair

## TECHNICAL SPECIFICATIONS

Product #	658114170
Solutions	Under-Sink Cabinets, Drawer Organization
Area of Activity	Storage, Cleaning, Preparation
Interior Dimensions Required - Depth	2 1/4 in
Interior Dimensions Required - Height	3 1/8 in
Product Dimensions - Depth	2 1/8 in
Product Dimensions - Height	3 in
Hinges	Not Included
Finish	Stainless Steel
Material	Steel
Quantity of Hinges	None

## PRODUCT PHOTOS

