

Connector Plate for Track Extensions, Flat Bar Barn Door

Product # 89TY20450032690

Finish Black




DESCRIPTION

Joins two flat bar tracks/rails

Connector plate to join two flat bar tracks/rails end-to-end to extend upper track flat bar track for longer lengths, for barn door sliding systems. Ideal for large wide doors and a longer track is required. This connector plate provides a secure connection to join two tracks to allow the door and wheels/trolleys to travel over the joint.

REQUIRED PRODUCTS

Requires ONE of the following products

			Sales unit
	Flat Bar Track/Rail, Wall Mount Matte Black		Box
	Product # 24600190		
	Overall Length: 78 3/4 in*	Number of Doors: 1	
OR			
	Flat Bar Track/Rail, Wall Mount Matte Black		Box
	Product # 24600290		
	Overall Length: 98 3/8 in*	Number of Doors: 2 / 1	
OR			
	Flat Bar Track/Rail, Wall Mount Matte Black		Box
	Product # 24600390		
	Overall Length: 9 ft 10 in*	Number of Doors: 2 / 1	

TECHNICAL SPECIFICATIONS

Product #	89TY20450032690
Product type	Mounting Accessories
Brand	Richelieu

Disclaimer

Measures shown with an asterisk (*) have been converted as per your preference. These are not the official measures. To view the measures specified by the manufacturer, [click here](#).

APPLICATION

Ideal for extending flat bar tracks for barn door sliding systems

INCLUDED PRODUCT(S)

- 1 connector plate - 4 screws - 1 Allen key

IMPORTANT INFORMATION

Compatible with new, pre-perforated flat barn tracks/rails only. 2462045005170

PRODUCT PHOTOS

