

TRESKO Infinex Extrusion

Product # LXSQR72BL

Mounting Surface

Length 72 in

Height 15/32 in*

Finish Black

Shape Square

Packaging format Length

DESCRIPTION

Five unique profiles to choose from

Infinex is the innovative, patent-pending LED aluminum extrusion system. Gone are the days of set fixture sizes -- simply choose your style, cut to desired length and assemble to create a customized LED fixture. Designed by our in-house engineers and made in the USA, Infinex carries a UL safety certification and is available in five profiles with an array of installation options.

Infinex is designed for easy DIY application

ADVANTAGES AND BENEFITS

For FlexTape options see the 12VDC Flexible section. FlexTape slides into proprietary power feed end cap

REQUIRED PRODUCTS

Requires the following products

TRESKO Infinex Diffuser








AND

TRESKO Infinex End Cap Sets



Requires ONE of the following products

		Sales unit
	Starter Cord Product # LTPEPKT2IN	Bag
OR		
	TRESCO Starter Lead Product # LLEDTPEPKT2M	
OR		
	TRESCO 24VDC Barrel/2 Screw Terminal Starter Lead Product # L24B2SPKT305MM1 Length: 12 in	
OR		
	TRESCO 24VDC Barrel/2 Screw Terminal Starter Lead Product # L24B2SPKT3M1 Length: 118 in	
OR		
	FlexTape Barrel to Screw Terminal - Starter Lead Product # L24B2SPKT2M	

TECHNICAL SPECIFICATIONS

Product #	LXSQR72BL
Luminaire	Rigid Linear
Location	Under Cabinet, Closet, Furniture
Application	Kitchen, Bedroom, Office
Lighting	Ambience, Accent
Material	Aluminum
Function	Aluminum Profile
Lighting Type	LED
Style	Contemporary, Functional
Tension (V)	12 V

Disclaimer

Measures shown with an asterisk (*) have been converted as per your preference. These are not the official measures. To view the measures specified by the manufacturer, [click here](#).


IMPORTANT INFORMATION

Cut to size. Aluminum extrusions can be cut on a variety of equipment. For the best performance and longest life, use a saw blade designed for nonferrous, thin stock, on your miter saw. It is also highly recommended to cut the extrusion with a diffuser securely attached via clamps, tape, stretch wrap, etc. to prevent unwanted cracking of diffuser. The diffusers are not included. Please add products: LX72DIFFMLK or LX72DIFFFR10 or LX72DIFFCL10

DISCLAIMER

Also offered on special order prefabricated custom solutions with a minimum quantity order; please speak with your Richelieu Sale Representative All product dimensions and specifications are subject to change without prior notice.

PRODUCT PHOTOS



► Five unique profiles to choose from