



SLIDE 25 Sliding Door System

Product # WEBKIT1242994

Detailed Door Movement Biparting

Track Mounting In Front of the Cabinet

Number of Doors 2

Overall Length 9 ft 9 in*

Soft-Closing No

Door Width 16 to 29 1/2 in*

DESCRIPTION

For inset and full overlay installation

The SLIDE 25 sliding cabinet door system for inset and full overlay applications for door weight capacity of 55 lb (25 kg) each.

- Features:
- Suitable for wood doors and aluminum frame
 - For wood doors 5/8 in (15 mm) to 1 in (25 mm) thick
 - Available soft-close mechanism (sold separately)
 - Optional surface mount adaptor set for surface mount installation (sold separately)
 - Select from two recessed track lengths: 78 1/4 in (1.99 m) or 117 5/8 in (2.99 m)
 - OR Select surface front/side mount track that mounts to the front edge of the upper and lower shelves. Available in two lengths: 78 1/4 in (1.99 m) or 117 5/8 in (2.99 m)
 - Simple and flexible installation

IMPORTANT: The minimum door width with soft-close mechanism is 21 5/8 (550 mm).

Ideal solution for office furniture, bookcases/libraries, kitchen cabinets, sideboards, and other millwork applications.

ADVANTAGES AND BENEFITS

- For inset and full overlay installation
- Available soft-close mechanism (sold separately)
- Optional surface mount adaptor set for surface mount installation (sold separately)
- Select from two recessed track lengths: 78 1/4 in (1.99 m) or 117 5/8 in (2.99 m)
- OR Select surface front/side mount track that mounts to the front edge of the upper and lower shelves. Available in two lengths: 78 1/4 in (1.99 m) or 117 5/8 in (2.99 m)
- Simple and flexible installation




INCLUDED IN THIS WEBKIT

Sales unit



SLIDE 25 Clip-On Front Fascia
Product # 189FAS830L310

Length

	SLIDE 25 Front Mount Track Product # 189FT829L310	Length
	SLIDE 25 Hardware Set Product # 189K16715	Set
	SLIDE 25 Mounting Adaptor Kit Product # 189K16815	Set

TECHNICAL SPECIFICATIONS

Product #	WEBKIT1242994
Door Material	Aluminum/Metal Frame, Wood
Door Movement	Straight Sliding
Load Capacity	55.1 lb*
Door Thickness	19/32 to 31/32 in*
Application	Furniture, Cabinet, Storage
Door Height	Max. 78 3/4 in*
Door Installation	Bottom Running
Displayed in These Showrooms	Mississauga

Disclaimer

Measures shown with an asterisk (*) have been converted as per your preference. These are not the official measures. To view the measures specified by the manufacturer, [click here](#).

IMPORTANT INFORMATION

- IMPORTANT: The minimum door width with soft-close mechanism is 21 5/8 in (550 mm). - Use metric dimensions for greater accuracy during installation. - Please make sure to read the entirety of the installation manual before proceeding with the installation. - Wear safety gear such as gloves, safety glasses, safety shoes, and ear protection. - Every fastener used to attach the track to the wall must be fastened securely into a structural surface. - Always remove debris/dust/residues (sawdust and/or aluminum) from all tracks and guide channels using a dry cloth during installation and before operating the system. - Never spray lubricant on this product. - Do not exceed stated limitations and parameters. This will cause early wear and performance failure.

DISCLAIMER

Pictures provided for visual reference only: actual product may vary. - All required hardware should be ordered and obtained prior to initiating fabrication or installation work. Please verify that the parts and quantities listed in your order are correct before proceeding to checkout. - Always use instructions provided by the manufacturer, as included with the product. Manufacturer reserves the right to amend, modify, or otherwise supplement any previously issued product and/or technical information, as deemed required from time to time, without prior notice. - The documentation, drawings, and instructions on this page apply to the system described on this page only. Richelieu expressly declines all responsibility for any design or construction that combines this system with systems from this same manufacturer or systems from other manufacturers. - Installation of the product shall be executed by qualified individuals only, always ensuring that each product is securely installed using proper fixation methods, as appropriate for each applicable substratum. We trust that anyone installing these products has the required skills, knowledge, and experience. Richelieu expressly disclaims any liabilities for results obtained through improper use or installation.

PRODUCT PHOTOS



