

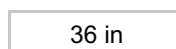
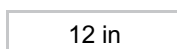


## Back-to-Back Square Ladder Handle with Round Mounting Rods

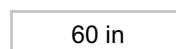
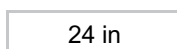
### Color/Finish



### Center to Center Drilling (Spacing)



### Height



## DESCRIPTION

### 1" (25 mm) round mounting rods

Ladder type, square tube handle with round mounting rods designed to attach to glass doors.

## ADVANTAGES AND BENEFITS

- Suitable for both glass and wood doors. - Designed for indoor use.

## AVAILABLE PRODUCTS

Product #	Color/Finish	Center to Center Drilling (Spacing)	Height
<b>701SQ32R24170</b>	Stainless Steel	12 in	24 in
<b>701SQ32R48170</b>	Stainless Steel	36 in	48 in
<b>701SQ32R60170</b>	Stainless Steel	48 in	60 in
<b>701SQ32R60171</b>	Chrome / Polished Stainless Steel	48 in	60 in

## TECHNICAL SPECIFICATIONS

Door Type	Glass, Wood, Architectural
Glass Thickness	13/32 to 15/32 in*
Door Thickness	1 3/8 to 1 31/32 in*
Thickness	1 1/4 in
Width	1 1/4 in
Projection	3.22 in
Material	Stainless Steel 316
Type	Square
Washers Diameter	1 1/4 in*
Usage	Sliding Door, Hinge Door, Commercial Door
Milling Diameter	0.63 in
Function	Back-to-Back Pull Handle
Screw/Nail	Included, M6

### Disclaimer

Measures shown with an asterisk (\*) have been converted as per your preference. These are not the official measures. To view the measures specified by the manufacturer, [click here](#).

## APPLICATION

- Suitable for all commercial projects, such as office buildings and shopping centers - The glass must be perforated for installation.

## IMPORTANT INFORMATION

The image is provided for visual reference purposes only. The product may differ from the illustration. Make sure to order the hardware before starting any manufacturing or assembly work. Always follow the instructions provided inside the packaging as the manufacturer reserves the right to modify any product or information without notice. All drawings and technical documents show mounting examples that use hardware from different manufacturers. The customer can in no case make a claim as a result of the use of these documents. The company assumes no liability for structural details related to any construction or project. Always entrust the work to qualified personnel. Always make sure to attach the product to a suitable material. Never exceed the maximum load or dimensions recommended by the manufacturer. Never spray lubricant on these products.

## INCLUDED PRODUCT(S)

The set includes two 90 mm (3-9/16") long hex head screws for 45 mm to 50 mm (1-3/4" to 2") thick doors, as well as a hexagonal key #3 and #5.

## DISCLAIMER

The above information, as well as any written or verbal technical advice, based on tests or not, is provided to the best of our knowledge. These tips are not binding, and it is your responsibility to personally verify their accuracy. It is also your responsibility to check the suitability of the product for the intended purpose. The application, use and processing of our products, as well as projects carried out following our technical advice, are beyond our control and are your sole responsibility. The sale of our products is subject to the general conditions of sale and delivery in force. Please note that Richelieu will refuse any return or claim for an unpackaged product.

## PRODUCT PHOTOS

