





**1" (25 mm) Diameter Offset Round Tubular Handle  
with Decorative Ring with Rounded Corners**


**Color/Finish**



Matte Black



Brushed  
Nickel /  
Stainless  
Steel



Chrome /  
Polished  
Stainless  
Steel

**Center to Center Drilling (Spacing)**

10 in

12 in

**Height**

11 in

13 in

**AVAILABLE PRODUCTS**

Product #	Color/Finish	Center to Center Drilling (Spacing)	Height
872RO2510304900	Matte Black	10 in	11 in
872RO2512304900	Matte Black	12 in	13 in
872RO2510304170	Brushed Nickel / Stainless Steel	10 in	11 in
872RO2512304170	Brushed Nickel / Stainless Steel	12 in	13 in
872RO2510304171	Chrome / Polished Stainless Steel	10 in	11 in
872RO2512304171	Chrome / Polished Stainless Steel	12 in	13 in

## TECHNICAL SPECIFICATIONS

Diameter	31/32 in*
Glass Thickness	5/16 to 15/32 in*
Usage	Hinge Door
Door Type	Glass, Wood, Architectural
Function	Back-to-Back Pull Handle, Offset Pull Handle
Width	4 23/32 in*
Projection	2 15/16 in*
Material	Stainless Steel 304
Type	Round
Washers Diameter	1 1/4 in*
Milling Diameter	15/32 in*
Door Thickness	1 3/8 to 1 31/32 in*
Screw/Nail	Included, 5/16 in - 18

### Disclaimer

Measures shown with an asterisk (\*) have been converted as per your preference. These are not the official measures. To view the measures specified by the manufacturer, [click here](#).

## INCLUDED PRODUCT(S)

- Complete with matching finish metal washers and through-bolts for mounting.

## PRODUCT PHOTOS

