

Wall Shelves

Width

5 1/2 in




11 1/2 in

22 7/8 in

35 3/8 in

47 13/16 in

Finish



DESCRIPTION

Sturdy aluminum shelf that can support a maximum weight of 50 lbs. per linear foot.

Available in several sizes and colors.

ADVANTAGES AND BENEFITS

- Easy to install (no assembly, no cutting required) - In aluminum (anticorrosive) - Made in Canada - Durable and high-quality finish - Robust material - Exclusive collection at Richelieu

AVAILABLE PRODUCTS

Product #	Width	Finish
WVTM06	5 1/2 in	Brushed Aluminum
WVTM06-A	5 1/2 in	Glossy Anthracite
WVTM06-B	5 1/2 in	Glossy Black
WVTM06-R	5 1/2 in	Glossy Red
WVTM06-W	5 1/2 in	Glossy White
WVTM12	11 1/2 in	Brushed Aluminum
WVTM12-A	11 1/2 in	Glossy Anthracite
WVTM12-B	11 1/2 in	Glossy Black
WVTM12-R	11 1/2 in	Glossy Red
WVTM12-W	11 1/2 in	Glossy White
WVTM24	22 7/8 in	Brushed Aluminum
WVTM24-A	22 7/8 in	Glossy Anthracite
WVTM24-B	22 7/8 in	Glossy Black
WVTM24-R	22 7/8 in	Glossy Red
WVTM24-W	22 7/8 in	Glossy White
WVTM36	35 3/8 in	Brushed Aluminum
WVTM36-A	35 3/8 in	Glossy Anthracite
WVTM36-B	35 3/8 in	Glossy Black
WVTM36-R	35 3/8 in	Glossy Red
WVTM36-W	35 3/8 in	Glossy White
WVTM48	47 13/16 in	Brushed Aluminum
WVTM48-A	47 13/16 in	Glossy Anthracite
WVTM48-B	47 13/16 in	Glossy Black
WVTM48-R	47 13/16 in	Glossy Red
WVTM48-W	47 13/16 in	Glossy White

TECHNICAL SPECIFICATIONS

Height	1 1/4 in
Depth	6 in
Material	Aluminum
Production Time	See Production Delay at Checkout
Area of Activity	Storage
Bottle Type	Standard, Ice Wine, Magnum, Over Size

INCLUDED PRODUCT(S)

- 1 Aluminum shelf - #8 1-1/2" length screws included

DISCLAIMER

Shelf thickness: 1/8"

PRODUCT PHOTOS

