

Series 200 Concealed Hinges - 110°

Use Type

Special

Standard
Door

Fixing Type

Dowel

Quick
Assembly

Screw-On

Toolless

Door Position

1/2 in (12.7
mm) Overlay

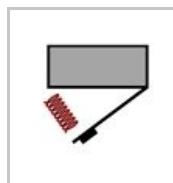
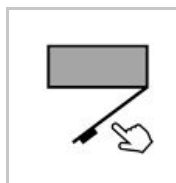
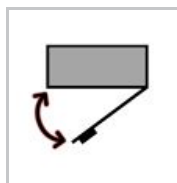
Blind Corner

Full Overlay

Half Overlay

Inset

Closing Mechanism



Overlay

0 in

0 in

0.375 in

0.5 in

0.6125 in

0.75 in

DESCRIPTION

Salice series 200 makes up an integrated system of hinges, designed to provide a solution wherever concealed hinges are required.

- Feature independent and compensation adjustment
- With safety stop device, symmetrical and asymmetrical
- Snap-on mounting
- Adaptable to all Domi series quick-release mounting plates

AVAILABLE PRODUCTS

Product #	Use Type	Fixing Type	Door Position	Closing Mechanism	Overlay
H110C2R6N99AM	Special	Dowel	Blind Corner	Spring Closing	0.6125 in
H110C2R6D99	Standard Door	Dowel	1/2 in (12.7 mm) Overlay	Spring Closing	0.5 in
H110C2R4A99	Standard Door	Dowel	Full Overlay	Free Swing	0.75 in
H110C2RPA99	Standard Door	Dowel	Full Overlay	Self-Opening PUSH	0.75 in
H110C2R6A99	Standard Door	Dowel	Full Overlay	Spring Closing	0.75 in
H110C2R4G99	Standard Door	Dowel	Half Overlay	Free Swing	0.375 in
H110C2RPG99	Standard Door	Dowel	Half Overlay	Self-Opening PUSH	0.375 in
H110C2R6G99	Standard Door	Dowel	Half Overlay	Spring Closing	0.375 in
H110C2P4P99	Standard Door	Dowel	Inset	Free Swing	0 in
H110C2R4P99	Standard Door	Dowel	Inset	Free Swing	0 in
H110C2RPP99	Standard Door	Dowel	Inset	Self-Opening PUSH	0 in
H110C2R6P99	Standard Door	Dowel	Inset	Spring Closing	0 in
H110C276D99	Standard Door	Quick Assembly	1/2 in (12.7 mm) Overlay	Spring Closing	0.5 in
H110C276A99	Standard Door	Quick Assembly	Full Overlay	Spring Closing	0.75 in
H110C276G99	Standard Door	Quick Assembly	Half Overlay	Spring Closing	0.375 in
H110C276P99	Standard Door	Quick Assembly	Inset	Spring Closing	0 in
H110C2P6D99	Standard Door	Screw-On	1/2 in (12.7 mm) Overlay	Spring Closing	0.5 in
H110C2P4A99	Standard Door	Screw-On	Full Overlay	Free Swing	0.75 in
H110C2P6A99	Standard Door	Screw-On	Full Overlay	Spring Closing	0.75 in
H110C2P6G99	Standard Door	Screw-On	Half Overlay	Spring Closing	0.375 in
H110C2P6P99	Standard Door	Screw-On	Inset	Spring Closing	0 in
H110C2J6D99	Standard Door	Toolless	1/2 in (12.7 mm) Overlay	Spring Closing	0.5 in
H110C2J6A99	Standard Door	Toolless	Full Overlay	Spring Closing	0.75 in
H110C2J6G99	Standard Door	Toolless	Half Overlay	Spring Closing	0.375 in
H110C2J6P99	Standard Door	Toolless	Inset	Spring Closing	0 in

TECHNICAL SPECIFICATIONS

Finish	Nickel
Brand	Salice
Finish	Nickel
Production Time	Stock
Load Capacity	10 lb
Drilling Distance	1/8 to 1/4 in*
Cabinet Type	Frameless
Hinge Opening Angle	+110°

Disclaimer

Measures shown with an asterisk (*) have been converted as per your preference. These are not the official measures. To view the measures specified by the manufacturer, [click here](#).

PRODUCT PHOTOS

