

## Pro Series Robuste Single Flat Track Set

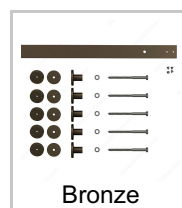
### Overall Length

78 3/4 in\*

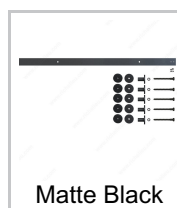
98 3/8 in\*

9 ft 10 in\*

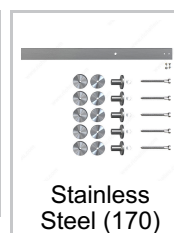
### Finish



Bronze



Matte Black



Stainless Steel (170)

### Door Width

23 7/8 to 60 in\*

46 1/8 to 49 1/4 in\*

57 1/8 to 60 in\*

## DESCRIPTION

### Track set to mount Pro Series Robuste strap mount sliding system

Single flat track set.

IMPORTANT: The minimum door width is 36 in (914 mm) when using a soft-close mechanism, and the maximum door weight is 176 lb (80 kg).

## AVAILABLE PRODUCTS

| Product #   | Overall Length | Finish                | Door Width           |
|-------------|----------------|-----------------------|----------------------|
| 89TSQ632137 | 78 3/4 in*     | Bronze                | 23 7/8 to 60 in*     |
| 89TSQ04290  | 78 3/4 in*     | Matte Black           | 23 7/8 to 60 in*     |
| 89TSQ132170 | 78 3/4 in*     | Stainless Steel (170) | 23 7/8 to 60 in*     |
| 89TSQ633137 | 98 3/8 in*     | Bronze                | 46 1/8 to 49 1/4 in* |
| 89TSQ04390  | 98 3/8 in*     | Matte Black           | 46 1/8 to 49 1/4 in* |
| 89TSQ133170 | 98 3/8 in*     | Stainless Steel (170) | 46 1/8 to 49 1/4 in* |
| 89TSQ634137 | 9 ft 10 in*    | Bronze                | 57 1/8 to 60 in*     |
| 89TSQ04490  | 9 ft 10 in*    | Matte Black           | 57 1/8 to 60 in*     |
| 89TSQ134170 | 9 ft 10 in*    | Stainless Steel (170) | 57 1/8 to 60 in*     |

## TECHNICAL SPECIFICATIONS

|                 |                            |
|-----------------|----------------------------|
| Track type      | Running                    |
| Load Capacity   | 220 lb*                    |
| Track Mounting  | Wall Mount                 |
| Pre-drilled     | Yes                        |
| Number of Doors | 1                          |
| Product type    | Running and Guiding Tracks |
| Brand           | Richelieu                  |

### Disclaimer

Measures shown with an asterisk (\*) have been converted as per your preference. These are not the official measures. To view the measures specified by the manufacturer, [click here](#).

## IMPORTANT INFORMATION

IMPORTANT: The minimum door width is 36 in (914 mm) when using a soft-close mechanism, and the maximum door weight is 176 lb (80 kg). - Pictures provided for visual reference only: actual product may vary. - All required hardware should be ordered and obtained prior to initiating fabrication or installation work. Please verify that the parts and quantity listed in your order are correct before proceeding to checkout. - Always use instructions provided by the manufacturer, as included with the product. Manufacturer reserves the right to amend, modify or otherwise supplement any previously issued product and/or technical information, as deemed required from time to time, without prior notice. - Installation of the product shall be executed by qualified individuals only, always ensuring that each product is securely installed using proper fixation methods, as appropriate for each applicable substratum. We trust that anyone installing these products has the required skills, knowledge and experience. Richelieu expressly disclaims any liabilities for results obtained through improper use or installation. - Always remove debris/dust/residues (sawdust and/or aluminum) from the rails using a dry cloth before installing carriage bearings. - Never spray lubricant.

## INCLUDED PRODUCT(S)

Each track set includes: - 1 flat track - Clamps - Screws - Washers - Hole caps

## DISCLAIMER

The preceding information as well as any technical recommendations given in writing, verbally or based on tests are provided to the best of our knowledge. However, they are non-binding recommendations only and do not affect your responsibility to determine the correctness of given recommendations and suitability of the product for your particular purposes. The application, use or processing of our products as well as the production of products based on our technical recommendations are beyond our control and therefore fall exclusively in your area of responsibility. Sales of our products are subject to our most recent General Sales and Delivery Conditions. Please note that Richelieu will not accept any returns or claims for unpackaged products.

**PRODUCT PHOTOS**

