









Round Tubular Towel Bar with Washers, Rounded Corners

Color/Finish

| | | | | |
|--|---|---|--|--|
|  Brushed Nickel |  Chrome |  Matte Black |  Oil-Rubbed Bronze |  Satin Brass |
|  Chrome / Polished Stainless Steel | | | | |

Center to Center Drilling (Spacing)

| | | |
|-------|-------|-------|
| 12 in | 18 in | 24 in |
|-------|-------|-------|

Material

| | |
|---------------------|---------------------|
| Stainless Steel 304 | Stainless Steel 316 |
|---------------------|---------------------|

Packaging format

| | |
|----------|-----|
| Per unit | Set |
|----------|-----|

AVAILABLE PRODUCTS

| Product # | Color/Finish | Center to Center Drilling (Spacing) | Material | Packaging format |
|-----------------------|-----------------------------------|-------------------------------------|---------------------|------------------|
| SDTRDS07512195 | Brushed Nickel | 12 in | Stainless Steel 304 | Set |
| SDTRDS07518195 | Brushed Nickel | 18 in | Stainless Steel 304 | Set |
| SDTRDS07524195 | Brushed Nickel | 24 in | Stainless Steel 304 | Set |
| SDTRDS07512140 | Chrome | 12 in | Stainless Steel 304 | Set |
| SDTRDS07518140 | Chrome | 18 in | Stainless Steel 304 | Set |
| SDTRDS07524140 | Chrome | 24 in | Stainless Steel 304 | Set |
| SDTRDS07512900 | Matte Black | 12 in | Stainless Steel 304 | Set |
| SDTRDS07518900 | Matte Black | 18 in | Stainless Steel 304 | Set |
| SDTRDS07524900 | Matte Black | 24 in | Stainless Steel 304 | Set |
| SDTRDS07512ORB | Oil-Rubbed Bronze | 12 in | Stainless Steel 304 | Set |
| SDTRDS07518ORB | Oil-Rubbed Bronze | 18 in | Stainless Steel 304 | Set |
| SDTRDS07524ORB | Oil-Rubbed Bronze | 24 in | Stainless Steel 304 | Set |
| SDTRDS07512160 | Satin Brass | 12 in | Stainless Steel 304 | Set |
| SDTRDS07518160 | Satin Brass | 18 in | Stainless Steel 304 | Set |
| SDTRDS07524160 | Satin Brass | 24 in | Stainless Steel 304 | Set |
| 87D1R10424171 | Chrome / Polished Stainless Steel | 24 in | Stainless Steel 316 | Per unit |

TECHNICAL SPECIFICATIONS

| | |
|-------------------------|-------------------------------|
| Function | Single Pull Handle, Towel Bar |
| Diameter | 3/4 in* |
| Usage | Shower Door |
| Glass Thickness | 1/4 to 15/32 in* |
| Washers Diameter | 1 1/4 in* |
| Projection | 2 3/8 in* |
| Type | Round |
| Milling Diameter | 15/32 in* |
| Door Type | Glass |
| Screw/Nail | Included, M6 |

Disclaimer

Measures shown with an asterisk (*) have been converted as per your preference. These are not the official measures. To view the measures specified by the manufacturer, [click here](#).

IMPORTANT INFORMATION

- 1/2" (12 mm) holes required for installation

PRODUCT PHOTOS

