

# Aluminum

## CNC Spiral 'O' Flute



**Mirror FINISH**

**Benefits of Mirror Finish:**

- Razor sharp cutting edge
- Effortless chip removal
- Helps prevent chip re-welding
- Extends tool life
- Exceptional cut quality



**Excellent For Cutting:**

- Aluminum
- Aluminum 6061
- Aluminum Alloys
- Aluminum Composite Material (ACM)
- Aluminum Composite Panel (ACP)
- ALPOLIC® Copper Composite Material (CCM)
- Alucobond®
- Alupanel®
- Brass
- Copper
- Dibond®
- Durabond
- e-panel™
- Etalbond®
- Gold
- Silver
- Titanium Composite Material (TCM)
- Wood

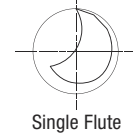
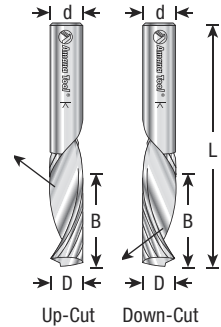
**▲ Warning:** Never attempt to cut ferrous metals with these bits. Inspect cut quality, adjust feed / speed accordingly. For optimal results and extended tool life use mist lubricant system or air cooling.

CNC feed and speed available online

### CNC ALUMINUM CUTTING SPIRAL 'O' FLUTE

*Solid Carbide • Single Flute • Up-Cut & Down-Cut*

Using the highest quality carbide, these bits have a special proprietary edge processing system featuring a super high polished cutting edge with a unique "mirror finish". The result is clean cuts, less chance for chip re-welding, a superior surface finish and longer tool life.



ØD	B	Ød	L	'Up-Cut' Tool No.	'Down-Cut' Tool No.
1/16	1/4	1/8	1-1/2	51470 † **	51770 <b>New</b>
3/32	1/4	1/8	2	51472 † **	—
1/8	1/4	1/8	1-1/2	51471 †	51771 † <b>New</b>
1/8	1/4	1/4	2	51474	51772 † <b>New</b>
1/8	5/16	1/8	1-1/2	51406 †	51506 †
1/8	5/16	1/4	1-1/2	51373	—
1/8	1/2	1/8	2	51459 †	51501 †
1/8	1/2	1/4	2	51454	51503
1/8	5/8	1/4	2-1/2	51482	—
1/8	3/4	1/4	2-1/2	51486	—
5/32	5/16	3/16	2	51473	—
3/16	3/8	1/4	2	51475	—
3/16	3/8	1/4	2	51477	51773 <b>New</b>
3/16	1/2	3/16	2	51374	—
3/16	1/2	1/4	2	51408	51508
3/16	5/8	3/16	2	51375	—
3/16	5/8	1/4	2	51478	—
3/16	7/8	1/4	2-1/2	51456	—
1/4	3/8	1/4	2	51479	51774 <b>New</b>
1/4	5/8	1/4	2	51402	51502
1/4	5/8	1/4	2-1/2	51401	—
1/4	3/4	1/4	2	51377	—
1/4	3/4	1/4	2-1/2	51480	51775 <b>New</b>
1/4	7/8	1/4	2-1/2	51458	—
1/4	1-1/4	1/4	3	51481	51776 <b>New</b>
1/4	1-1/2	1/4	3	51476	—
9/32	5/8	1/4	2	51451	—
5/16	9/16	5/16	2-1/2	51642	—
5/16	3/4	1/2	3	51483	—
21/64	3/4	1/2	3	51455	—
11/32	9/16	3/8	2-1/2	51457	—
3/8	3/4	3/8	3	51484	—
3/8	1	3/8	3	51378	—
3/8	1-1/8	3/8	3	51485	—
3/8	1-3/8	3/8	3-1/2	51643	—
1/2	1-1/8	1/2	2-1/2	51379	—
1/2	1-1/8	1/2	3-1/2	51487	—
1/2	1-3/8	1/2	3-1/2	51644	—
1/2	1-5/8	1/2	3-1/2	51489 *	—

† Router collet reducer RB-102 (1/4 to 1/8) available for 1/8 shank bits.

\* Special point for improved bottom finish. \*\* Not guaranteed due to size.

**▲ Warning:** Maximum RPM=35,000

# METRIC CNC ALUMINUM CUTTING SPIRAL 'O' FLUTE New

Solid Carbide • Single Flute • Up-Cut



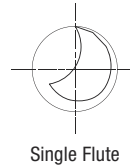

Produce super clean, smooth cuts in aluminum. Metric sized.

ØD	B	Ød	L	'Up-Cut' Tool No.	'Down-Cut' Tool No.
1.5mm	4mm	3mm	30mm	51370	—
2mm	6mm	6mm	64mm	57300	—
2.5mm	6mm	6mm	64mm	57301	—
3mm	8mm	3mm	30mm	51371	—
3mm	8mm	6mm	63mm	51490	—
3mm	12mm	6mm	50mm	—	57307
3mm	12mm	6mm	64mm	57302	—
4mm	8mm	4mm	66mm	57303	—
4mm	20mm	6mm	63mm	51492	—
5mm	16mm	6mm	63mm	51494	—
6mm	8mm	6mm	64mm	57304	—
6mm	20mm	6mm	64mm	51496	—
6mm	32mm	6mm	76mm	—	57308
8mm	25mm	8mm	64mm	51498	—
8mm	38mm	8mm	76mm	57305	—
10mm	30mm	10mm	76mm	57306	—

**Warning:** Maximum RPM=35,000

**Warning:** Never attempt to cut ferrous metals with these bits. Inspect cut quality, adjust feed / speed accordingly. For optimal results and extended tool life use mist lubricant system or air cooling.

CNC feed and speed available online



### Excellent For Cutting:

- Aluminum
- Aluminum 6061
- Aluminum Alloys
- ACM
- ACP
- CCM
- Alucobond®
- Alupanel®
- Brass
- Copper
- Dibond®
- Durabond
- e-panel™
- Etalbond®
- Gold
- Silver
- TCM
- Wood

# 8-PC. CNC ALUMINUM CUTTING SPIRAL 'O' FLUTE

1/4" Shank • Solid Carbide Spiral Router Bit Collection



### Excellent For Cutting:

- Aluminum
- Aluminum Alloys
- ACM
- ACP
- Alucobond®
- Alupanel®
- Brass/Bronze
- CCM
- Copper
- Dibond®
- e-panel™
- Etalbond®
- Durabond
- Silver/Gold
- TCM
- Wood



### Set #AMS-160 Includes:

51474, 51454, 51408, 51402, 51480, 51481, 51508 & 51502

CNC feed and speed available online

# 18-PC. CNC ADVANCED ALUMINUM CUTTING

1/4" Shank • Solid Carbide Router Bit Collection



### Excellent For Cutting:

- Aluminum
- Aluminum Alloys
- ACM
- Alucobond®
- Alupanel®
- Brass/Bronze
- Carbon Fiber
- CCM
- Composites
- Copper
- Dibond®
- HDF/MDF
- HDU
- Fiberglass
- Graphite
- Laminate
- Phenolic Composites
- Plastic/Acrylic
- Plywood
- Silver/Gold
- Sign Foam
- TCM
- Wood



### Set #AMS-162 Includes:

51474, 51454, 51477, 51408, 51478, 51479, 51402, 51480, 51502, 45762, 46280, 46282, 51452, 51464, 51460 & RC-1075

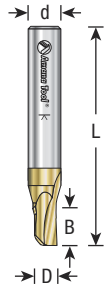
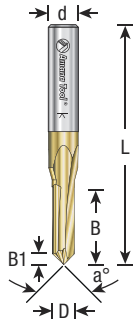
CNC feed and speed available online



## ZrN COATED BITS

### Benefits of ZrN Coating:


- Creates a harder and tougher cutting edge
- Allows for a prolonged cutting edge life
- Helps to prevent the build-up of material in the flutes while cutting



## 90° V-GROOVE & ENGRAVING

Solid Carbide • 2 Flute

Designed for beveling or V-Grooving 90°. See page 45 for full material cut list.



a°	ØD	B	B1	Ød	L	Tool No.
90°	1/8	5/8	1/16	1/8	2	<b>45608</b> <i>New</i>
90°	1/8	5/8	1/16	1/4	2-1/4	<b>45609</b> <i>New</i>
90°	3/16	5/8	3/32	1/4	2	<b>45610</b>
90°	1/4	3/4	1/8	1/4	2	<b>45612</b>
90°	3/8	3/4	3/16	3/8	2-1/2	<b>45614</b>

## SOFT ALUMINUM CUTTING

Solid Carbide • Single Flute • Up-Cut

Solid carbide single flute aluminum router bits, Zirconium Nitride (ZrN) coated, are especially designed to cut soft grades of aluminum sheet, 3003 grade to achieve a satisfactory finished edge. Also good for cutting brass, bronze, copper, gold and silver.

## ZrN COATED BITS



ØD	B	Ød	L	Max RPM	Tool No.
3/16	1/4	1/4	2	28,000	<b>51450</b>
1/4	1/4	1/4	2	28,000	<b>51452</b>

CNC feed and speed available online

## RADIUS & CHAMFER EDGE NON-FERROUS CUTTING END MILL

Solid Carbide • Single Flute • Up-Cut

By combining the up-cut design along with the common 3/32" convex radius or 45° chamfer, you can maximize your efficiency by routing one single pass.

## ZrN COATED BITS

### Excellent For Cutting:

- Aluminum
- Brass
- Copper
- Non-Ferrous Metal



ØD	B	R	Ød	L	Type	Tool No.
3/16	3/32	3/64	1/4	2	Radius	<b>51620</b>
3/16	1/8	3/64	1/4	2	Radius	<b>51622</b>
3/16	3/32	—	1/4	2	Chamfer	<b>51625</b>
3/16	1/8	—	1/4	2	Chamfer	<b>51627</b>

CNC feed and speed available online

## CNC 4 FACET DRILLS

Solid Carbide • 118° Drill Point



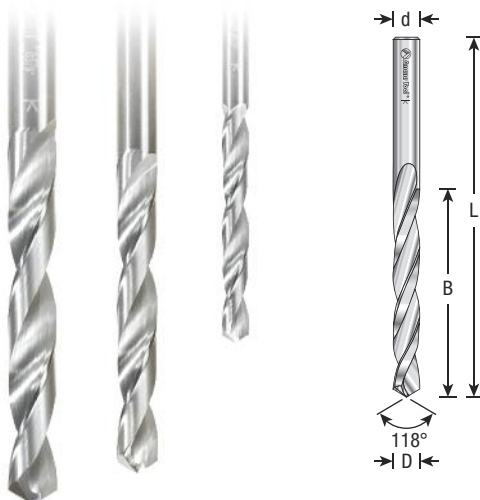
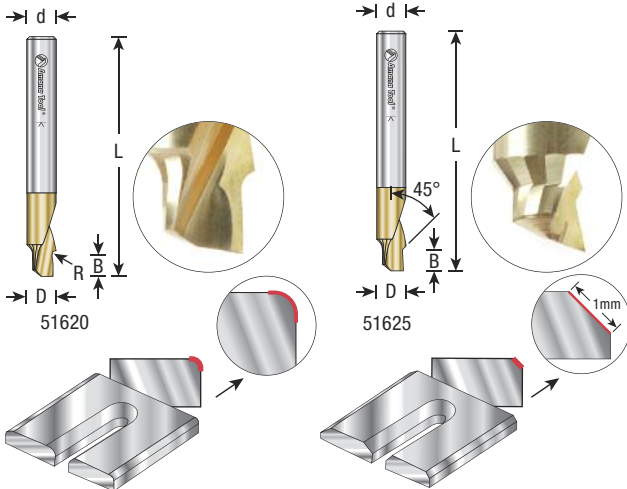
For drilling non-ferrous, iron and a variety of steels. See website for full material list. 2-flute design.

ØD	B	Ød	L	Tool No.
1/8	1-1/4	1/8	2-1/4	<b>SCFD-100</b> †
5/32	1-3/8	5/32	2-1/2	<b>SCFD-102</b>
3/16	1-5/8	3/16	2-3/4	<b>SCFD-104</b>
7/32	1-3/4	7/32	3	<b>SCFD-106</b>
1/4	2	1/4	3-1/4	<b>SCFD-108</b>
5/16	2-3/8	5/16	4	<b>SCFD-112</b>
3/8	2-3/4	3/8	4-1/4	<b>SCFD-116</b>
1/2	3	1/2	4-3/4	<b>SCFD-124</b>
9/16	4	9/16	6	<b>SCFD-126</b>
3/4	4	3/4	6	<b>SCFD-128</b>

† Router collet reducer RB-102 (1/4 to 1/8) available for 1/8 shank drills.

More sizes and types (Letter, Number & Metric) available upon request.

CNC speed available online



# HIGH SPEED STEEL (HSS) FOR ALUMINUM New

## Up-Cut

**Single Flute:** for routing materials where speed and easy chip removal are desired.

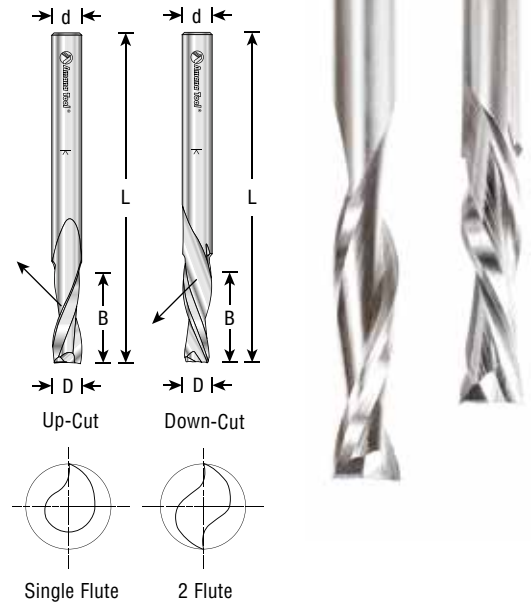
**Double Flute:** provides a smoother finish than single flute when grooving, slotting.

Down-cut tools are recommended when chip removal is directed down to protect the finish of the top of the material that has been cut.



ØD	B	Ød	Flute	L	'Up-Cut' Tool No.	'Down-Cut' Tool No.
1/8	3/8	1/4	1	2-5/8	HSS1620	—
3/16	5/8	1/4	1	2-7/8	HSS1621	—
1/4	5/8	1/4	1	2-3/4	HSS1622	—
1/4	3/4	1/4	1	2-3/4	—	HSS1628
1/4	3/4	1/2	1	3-1/4	HSS1623	—
1/4	1	1/4	1	3	—	HSS1629
1/8	5/16	1/4	2	2-5/8	—	HSS1650
1/8	3/8	1/4	2	2-5/8	HSS1630	—
1/4	5/8	1/4	2	2-3/4	HSS1633	—
1/4	3/4	1/4	2	2-3/4	HSS1634	HSS1653
1/4	3/4	1/2	2	3-1/4	HSS1635	HSS1654
1/4	1	1/4	2	3	HSS1636	—
1/4	1	1/4	2	3-1/4	—	HSS1656
5/16	3/4	1/2	2	3-1/4	HSS1637	—
5/16	1	1/2	2	3-1/2	—	HSS1659
3/8	1	3/8	2	3	HSS1641	—
1/2	1-1/4	1/2	2	3-1/4	HSS1644	HSS1661
1/2	1-1/2	1/2	2	3-1/2	HSS1645	—

CNC feed and speed available online



### Excellent For Cutting:

**1 Flute (Up-Cut)**  
Aluminum Plate  
Natural Wood Plate

**2 Flute (Down-Cut)**  
Aluminum Extrusions  
Natural Wood Plate

**1 Flute (Down-Cut)**  
Aluminum Plate

**2 Flute (Up-Cut)**  
Aluminum Plate  
Aluminum Block  
Natural Wood Plate

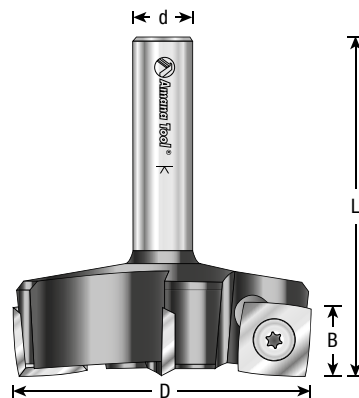
# CNC NON-FERROUS FACE MILLING

## Insert Carbide • 4 Flute

The replaceable tips end mill/router bit tool body made from alloy steel with 4 solid carbide cutting inserts for maximum feed and stability are specially made for CNC and milling machines. Each tip is made from micrograin carbide for maximum tool life and has 4 cutting rounded corners that can be rotated.

**Excellent For Cutting:**  
• Aluminum, Bronze & Copper

**Applications:**  
• Milling / Surfacing / Facing  
• Shouldering / Rabbeting  
• Slotting / Grooving



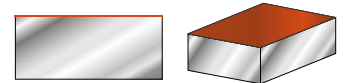
ØD	B	Ød	L	Max RPM	Tool No.
2-31/64	15mm	1/2	2-53/64	8,000	RC-3400

Maximum recommended material depth in one pass 1/32" (1.0mm).

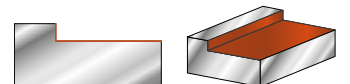
CNC feed and speed available online



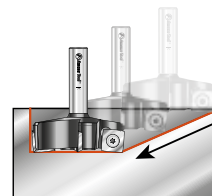
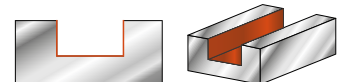
### Milling / Surfacing / Facing



### Shouldering / Rabbeting



### Slotting / Grooving



Use "Ramp Down" Technique.

**INDUSTRIAL**

# ACM

Aluminum Composite Material  
Router Bits

**ACM Saw Blades**  
See pages 306-307



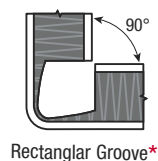
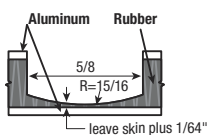
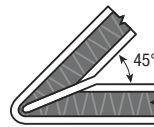
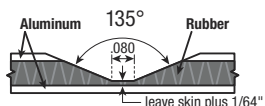
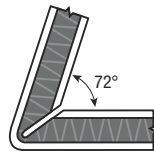
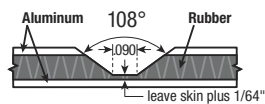
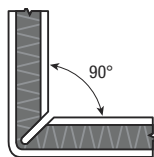
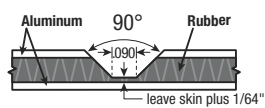
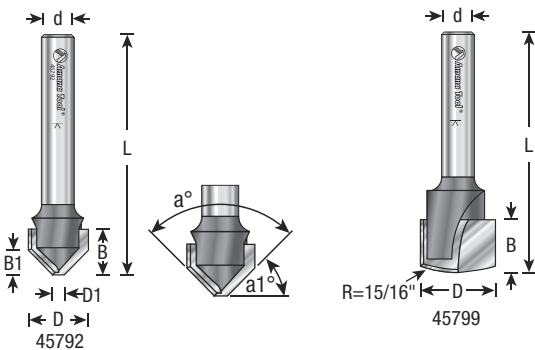
## ACM DOUBLE EDGE FOLDING

*Carbide Tipped • V-Groove*

Designed for shaping Aluminum Composite (sandwich) Materials with 90°, 108° and 135° angle V-grooves with flat bottom. Ideal for wall panel fabrication. Widely used for cladding many diverse exterior and interior applications. The long lasting durability of the material makes it an excellent choice for buildings, signage, displays, etc. Routing V-shaped grooves, whereby the aluminum cover and a part of the polyethylene core is removed, allows for folding the remaining material.

### For Scoring Aluminum Composite Materials Including:

- Aluminum, Clay, Zinc & Wood Composite Panels
- Aluminum Composite Material (ACM)
- Aluminum Composite Panel (ACP)
- ALPOLIC® Copper Composite Material (CCM)
- Alucobond®
- Alupanel®
- Dibond®
- Durabond
- e-panel™
- Etalbond®
- Phenolics
- Plastic/Acrylic
- Plexiglas®
- Titanium Composite Material (TCM)
- Wood



Rectangular Groove\*

\* For rectangular grooves in thicker material like Alucore®.

a°	a1°	ØD	ØD1	B	B1	Ød	L	Tool No.
90°	45°	1/2	0.090 (2.3mm)	3/8	13/64	1/4	2	<b>45792</b>
90°	45°	1/2	0.090 (2.3mm)	3/8	13/64	6mm	2	<b>45792-M</b> <i>New</i>
90°	45°	1/2	0.090 (2.3mm)	3/8	13/64	1/2	2	<b>45794</b>
90°	45°	3/4	0.118 (3.0mm)	17/32	5/16	1/4	2-1/8	<b>45793</b>
108°	36°	1/2	0.090 (2.3mm)	3/8	5/32	1/4	2	<b>45795</b>
108°	36°	1/2	0.090 (2.3mm)	3/8	5/32	1/2	2-3/64	<b>45797</b>
108°	36°	1/2	0.090 (2.3mm)	3/8	5/32	1/2	3	<b>45736</b> <i>New</i>
135°	22.5°	3/4	0.078 (2.0mm)	1/2	9/64	1/4	2-1/4	<b>45798</b>
135°	22.5°	3/4	0.078 (2.0mm)	1/2	1/8	1/2	2-1/2	<b>45791</b>
—	—	5/8	—	7/16	—	1/4	2	<b>45799</b> *

### Packs

- Includes V-Groove Router Bit #'s 45792, 45795 & 45798 **AMS-140**
- Includes V-Groove Router Bit #'s 45794, 45797 & 45791 **AMS-147**



### PCD Polycrystalline Diamond

Excellent cutting surfaces and extremely long life. Good for scoring above materials. Also optimal for panels with mineral core which may meet fire regulations.

a°	a1°	ØD	ØD1	B	B1	Ød	L	Tool No.
90°	45°	1/2	0.090 (2.3mm)	3/8	13/64	1/4	2	<b>DRB-450</b>

CNC feed and speed available online

# ACM DOUBLE EDGE FOLDING

## Carbide (Brazed to Steel Shank) V-Groove

Special Amana-grade carbide provides much longer tool life especially compared to carbide tipped tooling.

### For Scoring Aluminum Composite Materials Including:

- Aluminum, Clay, Zinc & Wood Composite Panels
  - Aluminum Composite Material (ACM)
  - Aluminum Composite Panel (ACP)
  - ALPOLIC® Copper Composite Material (CCM)
- Alucobond®
  - Alupanel®
  - Dibond®
  - Durabond
  - e-panel™
  - Etalbond®
  - Lexan™
  - Phenolics
- Plastic/Acrylic
  - Plexiglas®
  - Titanium Composite Material (TCM)
  - Wood



a°	a1°	ØD	ØD1	B	B1	Ød	L	Tool No.
90°	45°	1/2	0.090 (2.3mm)	3/8	13/64	1/4	2-1/8	<b>45745</b>
90°	45°	1/2	0.090 (2.3mm)	3/8	13/64	1/2	2-3/8	<b>45747</b>
108°	36°	1/2	0.090 (2.3mm)	3/8	5/32	1/4	2-1/8	<b>45781</b>
108°	36°	1/2	0.090 (2.3mm)	3/8	5/32	1/2	2-3/8	<b>45785</b>
135°	22.5°	3/4	0.078 (2.0mm)	1/2	1/8	1/4	2-1/4	<b>45741</b>
135°	22.5°	3/4	0.078 (2.0mm)	1/2	1/8	1/2	2-1/2	<b>45743</b>

Tools are manufactured with high balance, that allows them to run up to 60,000 RPM. Adjust your chip load and feed rate accordingly.

See previous page for cut illustrations.

# SCM DOUBLE EDGE FOLDING

## Carbide (Brazed to Steel Shank) V-Groove

Special Amana-grade carbide provides much longer tool life especially compared to carbide tipped tooling.

### For Scoring Steel and Titanium Composite Materials:

- Steel Composite Material (SCM)
- Titanium Composite Material (TCM)



a°	a1°	ØD	ØD1	B	B1	Ød	L	Tool No.
90°	45°	1/2	0.090 (2.3mm)	3/8	13/64	1/4	2-1/8	<b>45762</b>
90°	45°	1/2	0.090 (2.3mm)	3/8	13/64	1/2	2-3/8	<b>45778</b>
108°	36°	1/2	0.090 (2.3mm)	3/8	5/32	1/4	2-1/8	<b>45749</b>

See previous page for cut illustrations.

# CNC ACM DOUBLE EDGE FOLDING

## Insert Carbide • V-Groove for Shaping Composite Material Panels

Special Amana-grade insert carbide provides much longer tool life especially compared to carbide tipped tooling.

### For Scoring Aluminum Composite Materials Including:

- Aluminum, Clay, Zinc & Wood Composite Panels
  - ACM
  - ACP
  - CCM
  - Alucobond®
- Alupanel®
  - Dibond®
  - Durabond
  - e-panel™
  - Etalbond®
  - Phenolics
- Plastic/Acrylic
  - Plexiglas®
  - SCM
  - TCM
  - Wood



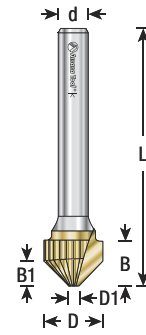
ØD	ØD1	a°	a1°	B	B1	Flute	Ød	L	Repl. Knives	Tool No.
43/64	0.090	90°	45°	19/64	—	2	1/4	2-9/32	RCK-456	<b>RC-45716</b>
43/64	0.090	90°	45°	19/64	—	2	1/2	2-9/32	RCK-456	<b>RC-45714</b> <i>New</i>
1-1/2	0.090	90°	45°	45/64	1	1	1/2	3	RCK-442	<b>RC-1172</b>
1-47/64	2mm	110°	35°	37/64	1	1	1/2	3-5/32	RCK-444	<b>RC-1175</b>
2-1/8	3mm	130°	25°	15/32	1-7/64	2	1/2	3	RCK-446	<b>RC-1177</b>

Optional knives for RC-1175: General Purpose #RCK-119; MDF #RCK-352.

Optional knives for RC-1177: General Purpose #RCK-136; MDF #RCK-353.

Visit [www.amanatool.com](http://www.amanatool.com) for technical details and a complete list of replacement parts.

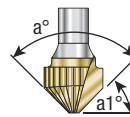
See previous page for cut illustrations.



**ZrN COATED BITS**

### Benefits of ZrN Coating:

- Creates a harder and tougher cutting edge
- Allows for a prolonged cutting edge life
- Helps to prevent the build-up of material in the flutes while cutting

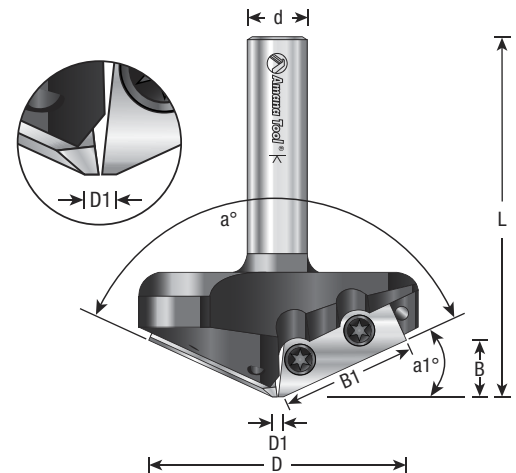


**AITiN COATED BITS**

### Benefits of AITiN Coating:

- Extra wear resistance
- Allows for faster feed & speed rates
- Cutting edge protected from wear
- Better chip evacuation
- Superior cut quality & extended tool life

**ACM Set** *New*  
See page 54





# INVECTRA™

## ALUMINUM LAMINATE TRIM

*Solid Carbide Spiral • 2 Flute with Ball Bearing Guide*

Designed and tested for trimming all decorative aluminum laminates manufactured by Formica®, Advanced Technology Inc. (ATI™), DecoMetal® and many others. Engineered from our exclusive carbide grade designed specifically for cutting both aluminum laminates and wood-based substrate materials. Each bit is fitted with a steel bearing guide that enables users to trim laminate materials flush, allowing you to perform any metal trim job to perfection! Not for use on stainless steel.



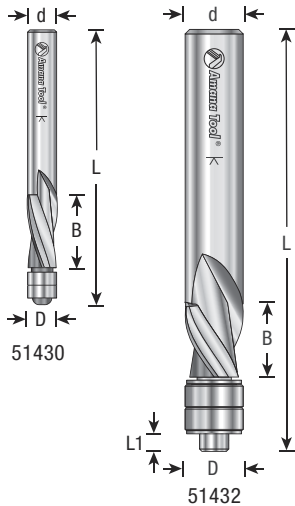
ØD	B	Ød	L	L1	Tool No.
1/4	5/8	1/4	2-3/8	—	51430* ▲28
1/2	5/8	1/2	3-1/2	5/32	51432* ▲14

#51430 Replacement bearing #47723 (2), replacement screw #67134.

#51432 Replacement bearing #47701 (2), lock ring #47752, replacement washer #67053.

\* Except material: Formica® #2178

▲ Warning: Maximum RPM ▲14=14,000; ▲28=28,000



With Invectra™ router bits, kitchen fabricators, remodelers and construction workers can perform any kind of cut and trim job in aluminum laminates.

## ALUMINUM CUTTING FLUSH TRIM SPIRAL


*Solid Carbide • 2 Flute with Ball Bearing Guide • Up & Down-Cut*

This flush trim router bit was designed to eject chips up for clean cuts in aluminum and ACM materials. Perfect for routing aluminum using a template. Features a special carbide grade to perform high-quality cuts in aluminum.



ØD	B	Ød	L	'Up-Cut' Tool No.	'Down-Cut' Tool No.
1/4	1/2	1/4	2-1/2	51422	51522
1/4	1-1/4	1/4	3-5/16	51420	51520

Replacement parts: Bearing #47723 (2); Screw #67134.



## 45° ALUMINUM & PLASTIC CUTTING BEVEL TRIM

*Carbide Tipped • 2 Flute*

For bevel trimming in aluminum and plastic with a standard router. The solid construction reduces vibration for the smoothest cut possible with a two flute bit.




ØD	D1	a°	B	Ød	L	Tool No.
31/32	1/2	45°	1/4	1/4	1-15/16	51434
31/32	1/2	45°	1/4	1/4	1-15/16	51434-DLC*

\* Diamond-Like Carbon (DLC) is a low-friction coating for aluminum and aluminum alloys with a longer tool edge life.

Replacement bearing #47706.

**Note:** Start at 12,000 RPM, inspect result, and increase the speed for a better surface, if necessary.



**INDUSTRIAL**

# 2D/3D Carving CNC Router Bits

*Solid Carbide • 2, 3 & 4 Flute • Ball Nose • Tapered and Straight*

Specially designed for 2D and 3D CNC profiling and carving with machines such as "i-Carver", CNC Shark®, ShopBot®, Datron, and Carvewright™ CompuCarve woodworking systems. The high-shear ball nose tips cut smooth 2D and 3D contours with reduced stepping while the optimized flute geometry and low Total Indicated Runout (TIR) guarantees clean cuts, essentially eliminates sanding and reduces chatter. The high flute volume supports high feed rates and chip loads while the high aspect ratio is excellent for single pass, deep-reach cutting. Manufactured with high balance which allows tools to be run up to 60,000 RPMs. Adjust your chip load and feed rate accordingly.

**Applications:**

- A perfect bit for 3D carving
- Precision 2D and 3D large scale carving
- Dimensional signage & 3D millwork
- 2D/3D contouring, profiling, modeling & pattern making
- Cabinetry, furniture making
- Jewelry mold making



ØD	B	a°	R	Flute	Ød	L	Uncoated	
							Tool No.	ZrN Coated Tool No.
1/32	0.445	6.2°	1/64	3	1/8	3	—	46291 †
1/32	1	6.2°	1/64	3	1/4	2-1/4	—	46280-S <i>New</i>
1/32	1	6.2°	1/64	3	1/4	3	46280-U	46280
1/32	1-1/2	6.2°	1/64	3	3/8	3-1/2	—	46580
1mm	1-7/64	5.4°	0.5mm	2	1/4	2-23/64	—	46256 **
1/16	0.362	5.4°	1/32	4	1/8	3	—	46293 †
1/16	1	5.5°	1/32	2	1/4	2-1/4	—	46252-S ** <i>New</i>
1/16	1	5.5°	1/32	2	1/4	2-23/64	—	46252 **
1/16	1	5.4°	1/32	4	1/4	3	46282-U	46282
1/16	1-1/2	3.6°	1/32	3	1/4	3	—	46281
1/16	1-1/2	5.4°	1/32	4	3/8	3-1/2	—	46582
1/8	1/2	7°	1/16	3	1/4	3	—	46288
1/8	3/4	5°	1/16	3	1/4	3	—	46287
1/8	1	3.6°	1/16	3	1/4	3	—	46286-S <i>New</i>
1/8	1	3.6°	1/16	3	1/4	2-1/4	46286-U	46286
1/8	1	3.6°	1/16	4	1/4	3	—	46583 <i>New</i>
1/8	1-1/2	0.10°	1/16	3	1/8	3	—	46295 †
1/8	1-1/2	1°	1/16	3	1/4	3	46284-U	46284
3/16	1	1°	3/32	3	1/4	3	—	46298
1/4	1	0.10°	1/8	2	1/4	2-1/4	—	46294-S <i>New</i>
1/4	1	0.10°	1/8	4	1/4	3	—	46584 <i>New</i>
1/4	1	7°	1/8	2	1/2	4	—	46289
1/4	1-1/2	0.10°	1/8	2	1/4	3	46294-U	46294
1/4	1-3/8	5°	1/8	2	1/2	4	—	46285
1/4	2	3°	1/8	2	1/2	4	—	46283
3/8	2-1/4	0.10°	3/16	3	3/8	4	—	46494
1/2	2-1/4	0.10°	1/4	3	1/2	4	—	46495

† Router collet reducer RB-102 (1/4 to 1/8) available for 1/8 shank bits.

\*\* Tools for IntelliCarve.

**Packs**

Includes	Tool No.
46282, 46284 & 46294	AMS-142
46280, 46282 & 46286	AMS-144
46282, 46286 & 46294	AMS-146
46256, 46252 & 46254	AMS-110**
46290, 46292 & 46294	AMS-145
46280, 46282, 46286 & 46294	AMS-148
46290, 46292, 46284 & 46288	AMS-141

**5-Packs**

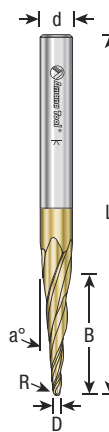
Includes	Tool No.
46280 (5 Pcs. each)	46280-5
46282 (5 Pcs. each)	46282-5
46284 (5 Pcs. each)	46284-5
46286 (5 Pcs. each)	46286-5
46294 (5 Pcs. each)	46294-5

\*\* Tools for IntelliCarve.

**ZrN COATED BITS**

**Benefits of ZrN Coating:**

- Creates a harder and sharper cutting edge
- Allows for a prolonged cutting edge life
- Helps to prevent the build-up of material in the flutes while cutting
- High resistance to wear for faster speeds
- Less friction and heat buildup

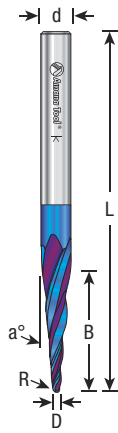


**Excellent for Cutting:**

- Acrylonitrile Butadiene Styrene (ABS)
- Acrylic
- Aluminum
- Bronze
- Copper
- Gold
- Silver
- Titanium
- Composite
- Dibond®
- Ethafoam
- Expanded Polypropylene (EPP)
- Fiberglass
- Expanded Polystyrene Foam (EPS)
- Extruded Polystyrene Foam (XPS)
- Foam Board
- Graphite
- 20lbs High Density Urethane
- HDPE
- HDU
- Lexan™
- MDF/HDF
- Phenolics
- Phenolic Composites
- Polyethylene Foam
- Polylam
- Polyurethane Foam
- PVC
- PVC Foam Board
- Sign Board
- Sign Foam
- Tooling Board
- Wood
- XPE (Cross Linked Polyethylene) Foam



CNC feed and speed available online



# SPEKTRA™ New

EXTREME TOOL LIFE COATING

## CNC 2D/3D CARVING TAPERED

*Solid Carbide • 2, 3 & 4 Flute • Ball Nose*

Extreme tool life coated, special unique carbide with nACo® nanocomposite coating for longer tool life.



ØD	B	a°	R	Flute	Ød	L	Tool No.
1/32	1	6.2°	1/64	3	1/4	3	46280-K
1/16	1	5.4°	1/32	4	1/4	3	46282-K
1/8	1	3.6°	1/16	3	1/4	3	46286-K
1/8	1-1/2	1°	1/16	3	1/4	3	46284-K
1/4	1/2	0.10°	1/8	2	1/4	3	46294-K

For complete details on Spektra™ visit [www.amanatool.com/spektra](http://www.amanatool.com/spektra)

## CNC METRIC 2D/3D CARVING TAPERED AND STRAIGHT

**ZrN** COATED BITS



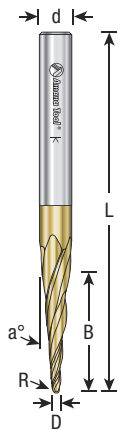
*Solid Carbide • Metric Ball Nose (Conical Ball)*

ØD	B	a°	R	Flute	Ød	L	Tool No.
0.8mm	25mm	6.2°	0.40mm	3	6mm	75mm	46470
1mm	3mm	0.10°	.019	3	1/8	1-1/2	46471
1.5mm	25mm	5.4°	0.75mm	4	6mm	75mm	46472
3.2mm	38mm	1°	1.6mm	3	6mm	75mm	46474
6.0mm	38mm	0.10°	3.0mm	2	6mm	75mm	46479

*Solid Carbide • Metric Flat Bottom (Square End)*

ØD	B	a°	Flute	Ød	L	Tool No.
1mm	3mm	0.10°	3	1/8	1-1/2	46581 †
6mm	38mm	0.10°	2	6mm	75mm	46585

† Router collet reducer RB-102 (1/4 to 1/8) available for 1/8 shank bits.



## CNC EXTRA-LONG REACH 2D/3D CARVING FLAT BOTTOM AND BALL NOSE

*Solid Carbide with Reduced Shank • 3 Flute*

Made with an extra-long reduced shank section for deeper reach and better chip clearance.

**ZrN** COATED BITS



*Ball Nose (Conical Ball)*

ØD	B	a°	R	Ød	Ød1	L	L1	Tool No.
1/4	1/2	0.10°	1/8	1/4	15/64 (.235)	4	1-1/4	46490
3/8	3/4	0.10°	3/16	3/8	23/64 (.352)	4	1-1/4	46491
1/2	1	0.10°	1/4	1/2	15/32 (.470)	6	1-1/2	46493
1/2	1-1/4	0.10°	1/4	1/2	15/32 (.470)	7	2	46496

*Flat Bottom (End Mill)*

ØD	B	a°	Ød	Ød1	L	L1	Tool No.
1/4	1/2	0.10°	1/4	15/64 (.235)	4	1-1/4	46590
1/2	1	0.10°	1/2	15/32 (.470)	6	1-1/2	46593
1/2	1-1/4	0.10°	1/2	15/32 (.470)	7	2	46596

Tools are manufactured with high balance, that allows them to run up to 60,000 RPM. Adjust your chip load and feed rate accordingly.



# CNC 2D/3D CARVING TAPERED AND STRAIGHT FLAT BOTTOM

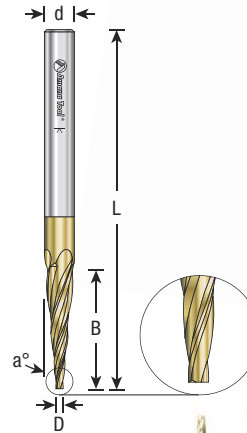
Solid Carbide • 2, 3 & 4 Flute • Flat Bottom (End Mill)

**ZrN** COATED BITS



ØD	B	a°	Flute	Ød	L	Uncoated Tool No.	ZrN Coated Tool No.
1/32	0.445	6.2°	3	1/8	3	—	46571 †
1/32	1	6.2°	3	1/4	3	—	46570
1/16	5/16	0.10°	3	1/4	2	46290-U	46290
1/16	1	5.4°	4	1/4	3	—	46572
1/8	15/32	0.10°	2	1/4	2-23/64	—	46254 **
1/8	1/2	7°	3	1/4	3	—	46576
1/8	1	3.6°	3	1/4	3	—	46573
1/8	1-3/32	0.10°	4	1/4	2-1/2	46292-U	46292
1/8	1-1/2	0.10°	3	1/8	3	—	46299
1/8	1-1/2	1°	3	1/4	3	—	46574
3/16	1	1°	3	1/4	3	—	46575
1/4	1-1/2	0.10°	2	1/4	3	—	46577
1/2	2-1/4	0.10°	3	1/2	4	—	46579

\*\* Tools for IntelliCarve. † Router collet reducer RB-102 (1/4 to 1/8) available for 1/8 shank bits.



1/4" SHANK

## 8-PC CNC 2D/3D CARVING TAPERED

1/4" Shank • Solid Carbide Spiral Ball Nose and Flat Bottom Router Bit Collection

Designed specifically for precision 2D and 3D applications



## 18-PC. CNC 2D/3D CARVING & LETTERING

1/8" & 1/4" Shank • Solid Carbide Router Bit Collection

Designed specifically for precision 2D and 3D applications.



**ZrN** COATED BITS

AMS-136 and AMS-143 Excellent For Cutting:

- Acrylonitrile Butadiene Styrene (ABS)
- Acrylic
- Aluminum
- Aluminum Alloys
- ACM
- Alucobond®
- Alupanel®
- Brass/Bronze
- Carbon Fiber
- CCM
- Composites
- Copper
- Dibond®
- Expanded Polystyrene Foam (EPS)
- Extruded Polystyrene Foam (XPS)
- Fiberglass
- Fiberglass PCB Board
- Graphite
- HDF/MDF
- HDPE
- HDU
- Lexan™
- Phenolics
- Phenolic Composites
- Plastic/Acrylic
- Plywood
- PVC
- Silver/Gold
- Sign Foam
- TCM
- Titanium
- Tooling Board
- Wood
- 20lbs High Density Urethane
- XPE



Set #AMS-136 Includes:

46280, 46282, 46284, 46286, 46288, 46294, 46290 & 46292



1/8" SHANK

1/4" SHANK

Set #AMS-143 Includes:

46280, 46282, 46284, 46286, 46288, 46294, 46290, 46292, 46291, 46295, 46287, 46570, 46572, 46574, 46490, 46590, 46094, 46090 & RB-102




# Foam

## CNC Router Bits

**Excellent For Cutting:**

- Acrylonitrile-Butadiene-Styrene (ABS)
- Ethafoam
- Ethylene-Vinyl Acetate Foam (EVA)
- Expanded Polypropylene (EPP)
- Expanded Polystyrene Foam (EPS)
- Extruded Polystyrene Foam (XPS)
- Flexible Polyurethane Foam (FPF)
- Lexan™
- PALFOAM™
- Polyethylene Foam
- Polylam
- Polyurethane Foam
- XPE (Cross Linked Polyethylene) Foam



### CNC FOAM CUTTING SPIRAL

*Solid Carbide • 2 Flute • Up-Cut & Down-Cut*

Specifically designed for milling Polyurethane Foam and Expanded Polystyrene (EPS) to ensure your foam projects are milled with unparalleled accuracy, detail and clarity. Achieve both precision and depth for foam carving and milling applications. Provides deeper cuts and larger slices with fewer passes in thick materials, resulting in improved productivity and less assembly.

The up-cut spiral ejects chips away from the work-piece.



**Ball End**

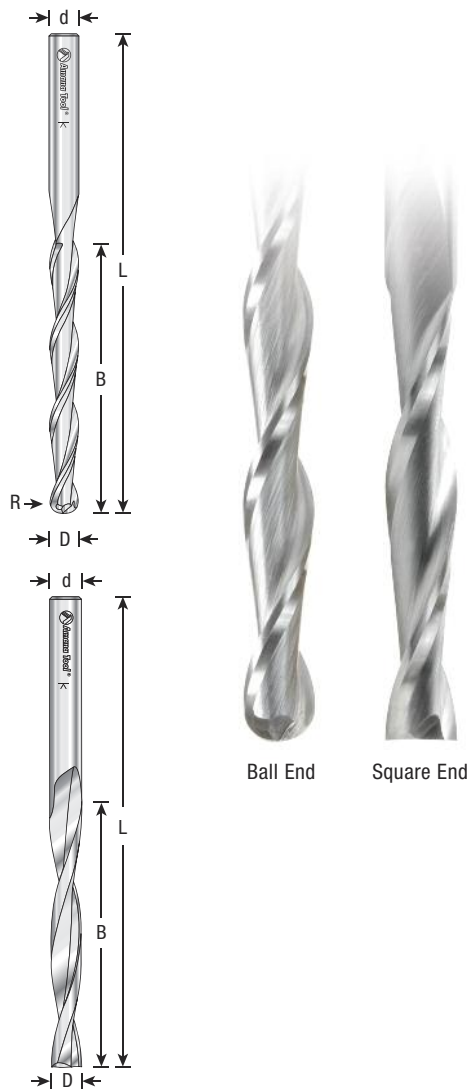
ØD	B	R	Ød	L	'Up-Cut' Tool No.	'Down-Cut' Tool No.
1/8	1-1/8	1/16	1/4	2-1/2	46030	—
1/4	2-1/4	1/8	1/4	4	46032	—

**Square End**

ØD	B	Ød	L	'Up-Cut' Tool No.	'Down-Cut' Tool No.
1/8	1-1/16	1/8	3	46269 †	46562 <i>New</i>
1/8	1-1/8	1/4	2-1/2	46270	46564 <i>New</i>
3/16	1-1/8	3/16	3	46271	—
3/16	1-5/8	3/16	4	46273	—
1/4	1-1/4	1/4	2-1/2	46274	—
1/4	2-1/4	1/4	4	46272	46566 <i>New</i>
1/4	3	1/4	6	46275	—
5/16	3-1/8	5/16	6	46276	—
3/8	3-1/2	3/8	6	46278	—
3/8	4	3/8	6	46277	—
3/8	4-1/2	3/8	7	46279	—

† Router collet reducer RB-102 (1/4 to 1/8) available for 1/8 shank bits.

CNC feed and speed available online



# CNC EXTENDED REACH FOAM CUTTING HIGH SPEED STEEL (HSS) SPIRAL

High Speed Steel (HSS) • 4 Flute • Up-Cut

Titanium Nitride (TiN) coating increases strength and durability. TiN coated bits harden and protect the cutting edges, and helps smooth the flutes for improved chip ejection.


TiN coated CNC foam tools let you achieve depth and precision for thick foam carving applications. Ensure your foam projects are milled with accuracy and high detail, deep cuts in thick materials in fewer passes.

## Excellent For Cutting:

- Acrylonitrile-Butadiene-Styrene (ABS)
- Aluminum Alloys
- Ethafoam
- Ethylene-Vinyl Acetate Foam (EVA)
- Expanded Polypropylene (EPP)
- Expanded Polystyrene Foam (EPS)
- Extruded Polystyrene Foam (XPS)
- Flexible Polyurethane Foam (FPF)
- Lexan™
- PALFOAM™
- Plastic
- Polyethylene Foam
- Polylam
- Polyurethane Foam
- Wood
- XPE (Cross Linked Polyethylene) Foam



Ball End Square End



## Ball End

ØD	B	R	Ød	L	Tool No.
1/4	4	1/8	1/4	6	HSS1202
1/4	4	1/8	3/8	6	HSS1200 <i>New</i>
1/2	6	1/4	1/2	8	HSS1204

## Square End

ØD	B	Ød	L	Tool No.
1/4	4	1/4	6	HSS1212
1/4	4	3/8	6	HSS1210 <i>New</i>
1/2	6	1/2	8	HSS1214
1/2	6	1/2	10	HSS1215 <i>New</i>
3/4	10	3/4	12-1/2	HSS1216

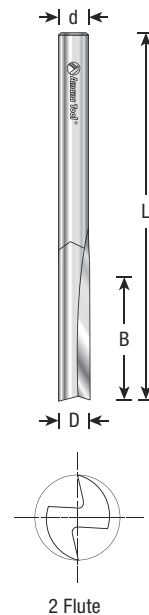
# FOAM CUTTING HIGH SPEED STEEL (HSS) STRAIGHT V-FLUTE *New*

High Speed Steel (HSS) • 2 Flute

V-flutes are selected when a balanced tool is critical for smooth finish. Excellent for hand-fed operations.

## Excellent For Cutting:

- Ethafoam
- Expanded Polypropylene (EPP)
- Flexible Polyurethane Foam (FPF)
- Foam
- Natural Woods
- Polyethylene Foam
- Polylam
- XPE (Cross Linked Polyethylene) Foam



ØD	B	Ød	L	Tool No.
1/4	3/4	1/4	2-1/8	HSS1610
1/4	1	1/4	3-1/4	HSS1611*
1/4	1	1/2	2-1/2	HSS1612
3/8	1	3/8	2-1/2	HSS1613
1/2	1-1/4	1/2	2-3/4	HSS1614

\* May be used in Air Routers.

**INDUSTRIAL**

# Steel

## CNC Router Bits

### CNC STEEL, STAINLESS STEEL & COMPOSITE CUTTING

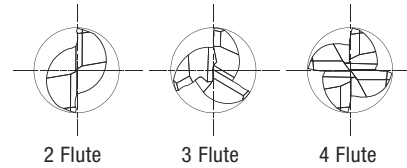
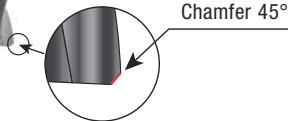
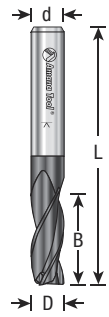
*Solid Carbide Spiral • 2, 3 & 4 Flute • Up-Cut Router Bits/End Mills*

Manufactured from our exclusive ultra-fine micrograin carbide, these bits feature a 30 degree Center Cutting Mill End with a 45° corner chamfer (for extra strength) and Aluminum Titanium Nitride (AlTiN) coating for superior cut quality.

**Perfect for the signmaking industry.** Our special carbide grade combined with the AlTiN coating results in amazing performance. The unique corner chamfer gives the bits additional strength.

**Excellent For Cutting:**

- Stainless Steel
- Steel
- Cast Iron
- Composites
- Low Carbon Steel
- Magnesium
- Plastics
- Super Alloys
- Titanium (up to 40HRC hardness)



ØD	B	Ød	L	Flute	Tool No.
3mm	10mm	3mm	40mm	3	<b>51610</b>
1/8	1/4	1/8	2	2	<b>51461 †</b>
1/8	3/8	1/4	1-1/2	3	<b>51460</b>
1/8	3/8	1/4	1-1/2	4	<b>51602</b>
4mm	10mm	4mm	48mm	3	<b>51612</b>
3/16	3/8	3/16	2-1/2	2	<b>51463</b>
3/16	7/16	1/4	1-7/8	3	<b>51462</b>
6mm	16mm	6mm	60mm	3	<b>51614</b>
1/4	3/8	1/4	2-1/2	2	<b>51465</b>
1/4	1/2	1/4	2-1/2	2	<b>51466</b>
1/4	5/8	1/4	2-3/8	3	<b>51464</b>
1/4	5/8	1/4	2-3/8	4	<b>51604</b>
3/8	1/2	3/8	3	2	<b>51467</b>
1/2	3/4	1/2	3	2	<b>51468 <sup>New</sup></b>

† Router collet reducer RB-102 (1/4 to 1/8) available for 1/8 shank bits.

**Warning:** Maximum RPM=28,000



CNC feed and speed available online

Visit [www.amanatool.com](http://www.amanatool.com) for technical details.

### 3-Pc and 4-Pc Packs

Description	Tool No.
4-Pc AlTiN Coated Pack Includes #'s <b>51461</b> (1/8 dia.), <b>51463</b> (3/16 dia.), <b>51465</b> (1/4 dia.), <b>51467</b> (3/8 dia.)	<b>AMS-154</b>
3-Pc Pack Includes #'s <b>51460</b> (1/8 dia.), <b>51462</b> (3/16 dia.), <b>51464</b> (1/4 dia.)	<b>AMS-156</b>

### 8-PC. CNC STEEL, STAINLESS STEEL & COMPOSITE CUTTING

*1/8", 1/4" & 3/8" Shank • Solid Carbide Spiral Router Bit Collection*

**Excellent For Cutting:**

- Stainless Steel
- Steel
- Cast Iron
- Composites
- Low Carbon Steel
- Magnesium
- Plastics
- Super Alloys
- Titanium (up to 40HRC hardness)



**Note:** Inspect cut quality and adjust feed/speed accordingly. Care should be taken to observe proper feeds/speeds according to the work-piece material to avoid damage. For optimal results and extended tool life use mist lubricant system or air cooling.

### AlTiN COATED BITS

**Benefits of AlTiN Coating:**

- Extra wear resistance
- Allows for faster feed & speed rates
- Cutting edge protected from wear
- Better chip evacuation
- Superior cutting quality & extended tool life
- Less heat build-up



**Set #AMS-152 Includes:**

51461, 51460, 51602, 51465, 51464, 51604, 51462, 51467, RB-102 & RB-122



CNC feed and speed available online



# MINIATURE CNC STEEL, STAINLESS STEEL New & COMPOSITE CUTTING

*Solid Carbide Spiral • 2 & 4 Flute • Up-Cut Router End Mills*

High performance. Choose 2 flute for efficient vertical plunging, pocketing and slotting operations and 4 flute for improved surface finish, longer life and increased feed rates with peripheral milling applications.

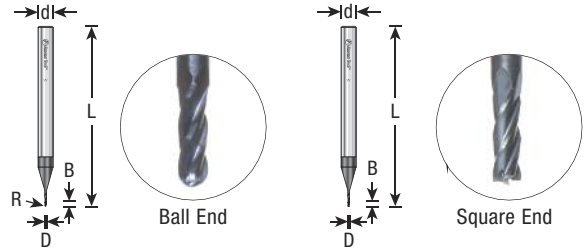
**AlTiN COATED BITS**



**Excellent For Cutting:**

- Stainless Steel
- Steel
- Titanium
- Cast Iron
- Cermet\*
- Magnesium
- Plastic

ØD	R	B	Ød	L	Type	2-Flute Tool No.	4-Flute Tool No.
0.010	0.0050	0.030	1/8	1-1/2	Ball End	51739	51750
0.015	0.0075	0.045	1/8	1-1/2	Ball End	51740	51751
0.020	0.0100	0.060	1/8	1-1/2	Ball End	51741	51752
0.025	0.0125	0.075	1/8	1-1/2	Ball End	51742	51753
0.030	0.0150	0.090	1/8	1-1/2	Ball End	51743	51754
0.035	0.0175	0.105	1/8	1-1/2	Ball End	51744	51755
0.040	0.0200	0.125	1/8	1-1/2	Ball End	51745	51756
0.045	0.0225	0.135	1/8	1-1/2	Ball End	51746	51757
0.050	0.0250	0.174	1/8	1-1/2	Ball End	51747	51758
0.055	0.0275	0.267	1/8	1-1/2	Ball End	51748	51759
0.060	0.0300	0.360	1/8	1-1/2	Ball End	51749	51760
0.010	-	0.030	1/8	1-1/2	Square End	51660	51719
0.015	-	0.045	1/8	1-1/2	Square End	51661	51720
0.020	-	0.060	1/8	1-1/2	Square End	51662	51721
0.025	-	0.075	1/8	1-1/2	Square End	51663	51722
0.030	-	0.090	1/8	1-1/2	Square End	51664	51723
0.035	-	0.105	1/8	1-1/2	Square End	51665	51724
0.040	-	0.120	1/8	1-1/2	Square End	51666	51725
0.045	-	0.135	1/8	1-1/2	Square End	51667	51726
0.050	-	0.174	1/8	1-1/2	Square End	51668	51727
0.055	-	0.267	1/8	1-1/2	Square End	51669	51728
0.060	-	0.360	1/8	1-1/2	Square End	51679	51729



## Miniature End Mills

Micro machining applications involve miniature tooling that requires very high attention to tolerances and detail in their construction.

These end mills incorporate 30° helixes and AlTiN coating to insure a high degree of precision. Miniature end mills also routinely require RPMs in excess of 40,000 RPMs or more. Attention to both RPM capacity and accurate chip-loads is mandatory.

**Warning:** Due to the extremely small diameters involved, please exercise caution to the accurate calculations of all feed and speed rates.

CNC feed and speed available online

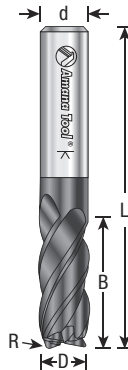
## CNC MULTI-HELIX SPIRAL

*Solid Carbide End Mills • 4 Flute • Up-Cut*

These multi-helix tools are the superstars of carbide end mills for professionals and hobbyists alike. The multiple helix eliminates harmonic chatter, so critical when surface finishes, part dimension tolerances and tool life are of the utmost importance.

They are outstanding tools for peripheral milling, and can take aggressive cuts along the full length of the overall flute length with no issues. For use with manual and automatic milling machines, as well as the most sophisticated CNC machines.

**AlTiN COATED BITS**



**Excellent For Cutting:**

- Stainless Steel
- Titanium
- Cast Iron
- Steel
- Cermet\*



ØD	R	B	Ød	L	Type	Tool No.
1/4	-	5/8	1/4	2-1/2	Square Bottom	51593
3/8	-	7/8	3/8	2-1/2	Square Bottom	51595
1/2	-	1	1/2	3	Square Bottom	51597
3/4	-	1	3/4	3	Square Bottom	51608
1/4	0.015	5/8	1/4	2-1/2	Corner Radius Bottom	51605
3/8	0.020	7/8	3/8	2-1/2	Corner Radius Bottom	51607
1/2	0.030	1	1/2	3	Corner Radius Bottom	51609



\*Composites in which ceramic materials and metals are joined together.

CNC feed and speed available online





## CNC HIGH PERFORMANCE 90° 'V' SPIRAL DRILLS

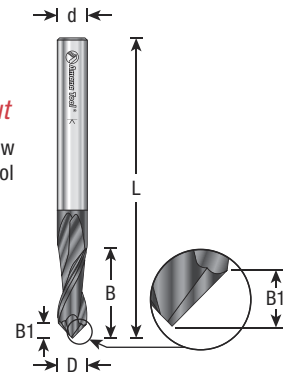
Solid Carbide Spiral • 2 & 4 Flute • Up-Cut

A true multi-function tool, combination drill/mills allow plunging, slotting and/or top chamfering all in one tool saving you indexing time. AlTiN coating provides quantum increases in productivity, either in terms of speed or longevity, with or without coolant.

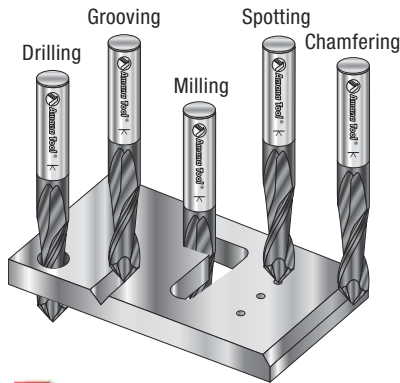
### AlTiN COATED BITS

Excellent For Cutting:

- Stainless Steel
- Steel
- Cast Iron
- Titanium
- Soft Plastics
- Composites
- Cermet



### Multi-Function Tools



CNC feed and speed available online

ØD	B	Ød	B1	L	Flute	Tool No.
1/8	1/2	1/8	1/16	1-1/2	2	51650
3/16	5/8	3/16	3/32	2	2	51651
1/4	3/4	1/4	1/8	2-1/2	2	51652
5/16	7/8	5/16	5/32	2-1/2	2	51653
3/8	7/8	3/8	3/16	2-1/2	2	51654
7/16	1	7/16	7/32	2-1/2	2	51655
1/2	1	1/2	1/4	3	2	51656
5/8	1-1/4	5/8	5/16	3-1/2	2	51657
3/4	1-1/2	3/4	3/8	4	2	51658
1/8	1/2	1/8	1/16	1-1/2	4	51690
1/4	3/4	1/4	1/8	2-1/2	4	51692
3/8	7/8	3/8	3/16	2-1/2	4	51694
1/2	1	1/2	1/4	3	4	51696

**Warning:** These tools are not designed for drilling steel, stainless steel, titanium and cermet.



### Set #AMS-135 Includes:

46280, 46282, 51464, 51460, 51404, 51411, 51408 & 51402



CNC feed and speed available online

## 8-PC. CNC SPECIALTY ALUMINUM, PLASTICS & STAINLESS STEEL CUTTING

1/4" Shank • Solid Carbide Spiral Router Bit Collection

Excellent For Cutting:

- Aluminum
- Aluminum Alloys
- ACM
- Alucobond®
- ACP
- Brass
- Carbon Fiber
- CCM
- Corrugated Polypropylene
- Copper
- Dibond®
- Durabond
- Fiberglass
- Fiberglass PCB Board
- Gatorfoam®
- Graphite
- HDF/MDF
- HDU
- Laminate
- Phenolic Composites
- Plastic/Acrylic
- Plexiglas®
- Sign Foam, Sign Board & HDU
- Solid Surface
- TCM
- Veneered Plywood
- Wood



### Set #AMS-172 Includes:

51461, 51470, 51471, 51410, 51415, 45199, 46180, 46240

Includes two router collet reducers 1/4" – 1/8" shank.



CNC feed and speed available online

## 8-PC. CNC ALUMINUM, PLASTIC, & STAINLESS STEEL CUTTING

1/8" Shank • Solid Carbide Specialty Router Bit Collection

Excellent For Cutting:

- Aluminum
- Aluminum Alloys
- ACM
- ACP
- Alucobond®
- Alupanel®
- Brass
- Carbon Fiber
- CCM
- Composite
- Copper
- Corrugated Polypropylene
- Dibond®
- Durabond
- Fiberglass
- Fiberglass PCB Board
- Graphite
- HDF/MDF
- HDU
- Laminate
- Melamine
- MDF/HDF
- Phenolic Composites
- Plastic/Acrylic
- Plexiglas®
- Sign Foam, Sign Board & HDU
- Solid Surface
- Steel
- Stainless Steel
- TCM
- Veneered Plywood
- Wood



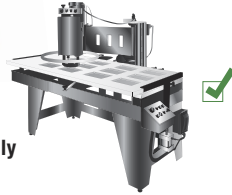
# HIGH SPEED STEEL (HSS) DOOR BITS FOR STEEL

High Speed Steel (HSS) TiN Coated • Single Flute • Down-Cut **New**

Titanium Nitride (TiN) coating increases strength and durability. TiN coated bits harden and protect the cutting edges, and helps smooth the flutes for improved chip ejection.



For Ruvo/Norfield Door Machines Only



ØD	B	Ød	L	Machine	Tool No.
1/2	2-1/2	1/2	5-1/2	RUVO	HSS1702TIN
1/2	2-1/2	1/2	5-1/2	NORFIELD †	HSS1705TIN

† Part of the shank is flat to fit in NORFIELD machine.

**Warning:** Not to be used on a handheld router, table router or CNC machine.

# CNC 118° POINT SPADE DRILL **New**

Solid Carbide • 2 Flute

Used to drill very short, shallow holes in hard (or hardened) steel. Can be used in either CNC or drill presses. **Note:** Make sure your drill press runs fast and has a tight spindle.

**Excellent For Cutting:**

- Stainless Steel
- Steel
- Cast Iron
- Titanium
- Non-Ferrous
- Cermet \*



\* Cermets are composites in which ceramic materials and metals join together.

ØD	B	Ød	L	Tool No.
1/8	7/16	1/8	1-1/2	51682
3/16	9/16	3/16	2	51684
1/4	11/16	1/4	2	51686
5/16	7/8	5/16	2-1/2	51686
3/8	1	3/8	2-1/2	51689

CNC feed and speed available online

# CNC 118° POINT CENTER DRILL, HIGH PERFORMANCE 60° COUNTERSINK

Solid Carbide • 2 Flute

60° inclusive countersinks drill downwards a small amount in order to make a quality starting hole and a profile. Follow up with a secondary drill for the full depth of cut of the work-piece. They do not route along a slot. Combination drill/countersinks provides exceptional starting positioning for secondary drills, plus provide qualified countersink dimensions for screw heads, etc. Premium AlTiN coating provides quantum increase in productivity, either in terms of speed or longevity, with or without coolant.

Use on manual or CNC driven lathes and manual or CNC driven milling machines.

Not for use in handheld drills or handheld routers.

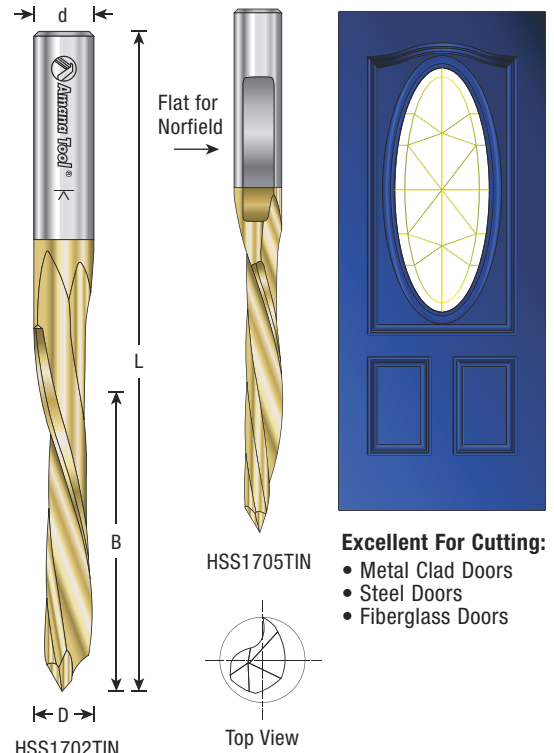
**Excellent For Cutting:**

- Stainless Steel
- Steel
- Titanium
- Cast Iron
- Soft Plastic
- Composites
- Cermet
- Corian
- Poly (methyl methacrylate) (PMMA)
- Acrylic Stone
- Coroplast \*

\* A soft plastic cardboard made with super soft & flexible PVC.

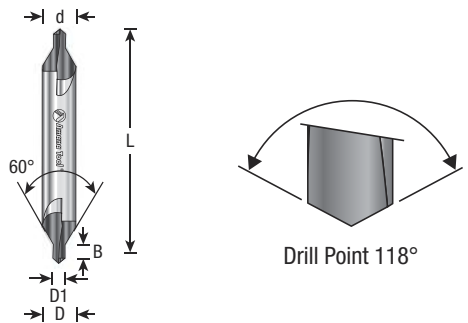
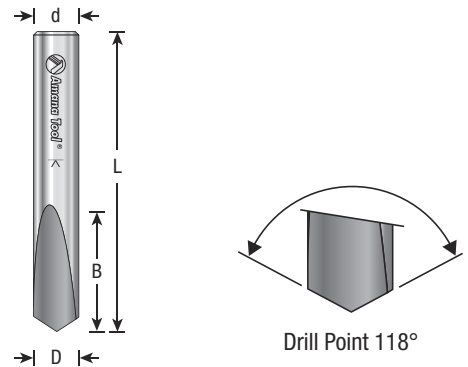
ØD	ØD1	B	Ød	L	Tool No.
3/16	5/64	5/64	3/16	2	51670
5/16	1/8	1/8	5/16	2-1/8	51672

CNC feed and speed available online



**Excellent For Cutting:**

- Metal Clad Doors
- Steel Doors
- Fiberglass Doors



**AlTiN COATED BITS**



# Carbide Burr Bits

For Die-Grinders



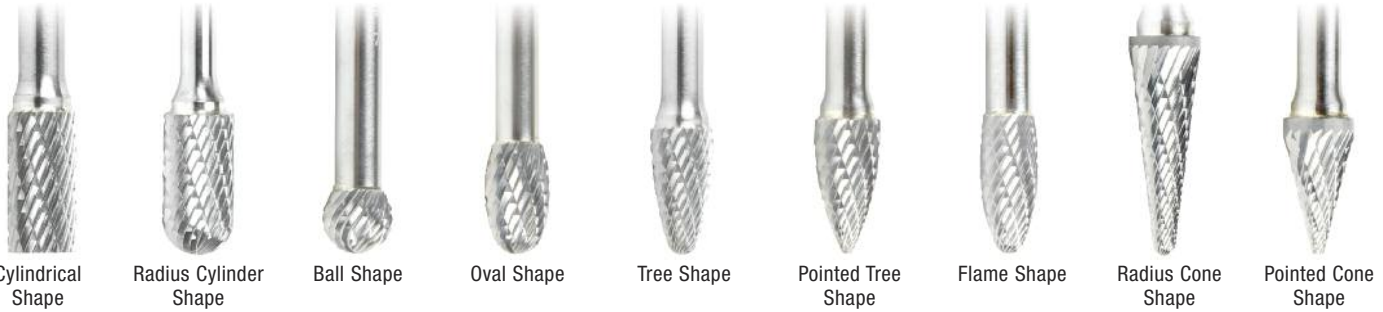
**Double Cut (DC)** burrs utilize a cross flute of exactly half the number of standard flutes in an opposing helix. Benefits include rapid removal of a broad range of materials combined with excellent operator control. It does this by incorporating a cutting rake angle that gives great "bite" into the material, and yet is not so aggressive that the operator fatigues quickly after using it in a hand piece. A DC flute geometry gives better performance in low RPM applications, but still performs well at high RPMs.

**Non Ferrous (NF)** burrs are specially designed for cutting all non-ferrous and non-metallic workpieces such as aluminum, zinc, plastic, wood, etc. The uniquely aggressive cutting action provides little to no chance of plugging the flutes.

**Applications:** To be used with air or electrically-driven hand die-grinder with a typical collet mechanism or knee mill with an air-driven spindle speeder such as an Air Turbine product. An air speeder can bump spindle.

(Carbide brazed to steel shank)

**Warning:** Not to be used in conventional routers.



**Excellent For Cutting:**

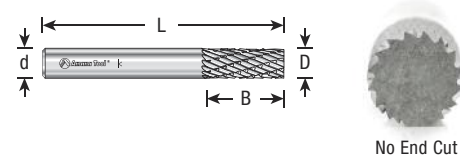
- Aluminum
- Brass
- Bronze
- Copper & Chrome
- Cast Iron
- Steel: 40-55rc
- Steel: 55-60rc
- Steel: Carbon
- Steel: Nickel
- Stainless Steel
- Steel Weldments
- Titanium

Burr speed recommendations available online

**SA Burrs • Cylindrical Shape No End Cut**



ØD	B	Ød	L	DC Ref #	DC Tool No.	NF Ref #	NF Tool No.
1/8	9/16	1/8	1-1/2	SA-43DC	<b>BURS-098 *</b>	—	—
1/4	5/8	1/4	2	SA-1DC	<b>BURS-100 *</b>	SA-1FM	<b>BURS-100NF * New</b>
3/8	3/4	1/4	2-1/2	SA-3DC	<b>BURS-102</b>	SA-3FM	<b>BURS-102NF New</b>
3/8	3/4	1/4	6-3/4	SA-3LDC	<b>BURS-103</b>	—	—
1/2	1	1/4	2-3/4	SA-5DC	<b>BURS-104</b>	SA-5FM	<b>BURS-104NF New</b>
1/2	1	1/4	7	SA-5L6DC	<b>BURS-105</b>	—	—

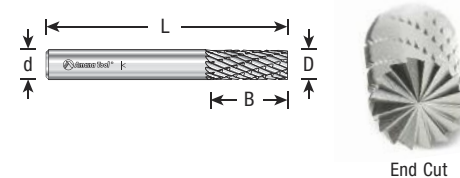


\* Solid carbide.

**SB Burrs • Cylindrical Shape with End Cut**



ØD	B	Ød	L	DC Ref #	DC Tool No.	NF Ref #	NF Tool No.
1/8	9/16	1/8	1-1/2	SB-43DC	<b>BURS-080 *</b>	—	—
1/4	5/8	1/4	2	SB-1DC	<b>BURS-082 *</b>	SB-1FM	<b>BURS-082NF * New</b>
3/8	3/4	1/4	2-1/2	SB-3DC	<b>BURS-084</b>	SB-3FM	<b>BURS-084NF New</b>
3/8	3/4	1/4	6-3/4	SB-3L6DC	<b>BURS-086</b>	—	—
1/2	1	1/4	2-3/4	SB-5DC	<b>BURS-088</b>	SB-5FM	<b>BURS-088NF New</b>
1/2	1	1/4	7	SB-5L6DC	<b>BURS-090</b>	—	—



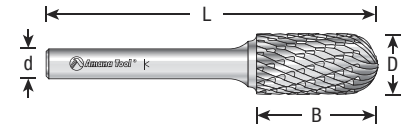
\* Solid carbide.

### SC Burrs • Radius Cylinder Shape



ØD	B	Ød	L	Double Cut		Non-Ferrous/ZrN Coated	
				DC Ref #	DC Tool No.	NF Ref #	NF Tool No.
1/8	9/16	1/8	1-1/2	SC-42DC	<b>BURS-118 *</b>	—	—
1/4	5/8	1/4	2	SC-1DC	<b>BURS-120 *</b>	—	—
3/8	3/4	1/4	2-1/2	SC-3DC	<b>BURS-122</b>	SC-3FM	<b>BURS-122NF</b> <i>New</i>
3/8	3/4	1/4	6-3/4	SC-3L6DC	<b>BURS-123</b>	—	—
1/2	1	1/4	2-3/4	SC-5DC	<b>BURS-124</b>	SC-5FM	<b>BURS-124NF</b> <i>New</i>
1/2	1	1/4	7	SC-5L6DC	<b>BURS-126</b>	—	—

\* Solid carbide.

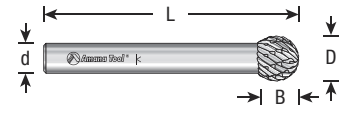


### SD Burrs • Ball Shape



ØD	B	Ød	L	Double Cut		Non-Ferrous/ZrN Coated	
				DC Ref #	DC Tool No.	NF Ref #	NF Tool No.
1/8	1/8	1/8	1-1/2	SD-42DC	<b>BURS-150 *</b>	—	—
1/4	7/32	1/4	2	SD-1DC	<b>BURS-152 *</b>	—	—
3/8	5/16	1/4	2-1/8	SD-3DC	<b>BURS-154</b>	SD-3FM	<b>BURS-154NF</b> <i>New</i>
3/8	5/16	1/4	6-3/4	SD-3L6DC	<b>BURS-156</b>	—	—
1/2	7/16	1/4	2-1/4	SD-5DC	<b>BURS-158</b>	SD-5FM	<b>BURS-158NF</b> <i>New</i>
1/2	7/16	1/4	6-1/2	SD-5L6DC	<b>BURS-160</b>	—	—

\* Solid carbide.

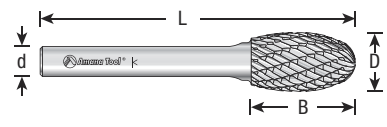


### SE Burrs • Oval Shape



ØD	B	Ød	L	Double Cut		Non-Ferrous/ZrN Coated	
				DC Ref #	DC Tool No.	NF Ref #	NF Tool No.
1/8	7/32	1/8	1-1/2	SE-41DC	<b>BURS-170 *</b>	—	—
1/4	3/8	1/4	2	SE-1DC	<b>BURS-172 *</b>	—	—
3/8	5/8	1/4	2-3/8	SE-3DC	<b>BURS-174</b>	SE-3FM	<b>BURS-174NF</b> <i>New</i>
3/8	5/8	1/4	6-5/8	SE-3L6DC	<b>BURS-176</b>	—	—
1/2	7/8	1/4	2-5/8	SE-5DC	<b>BURS-178</b>	SE-5FM	<b>BURS-178NF</b> <i>New</i>
1/2	7/8	1/4	6-7/8	SE-5L6DC	<b>BURS-180</b>	—	—

\* Solid carbide.

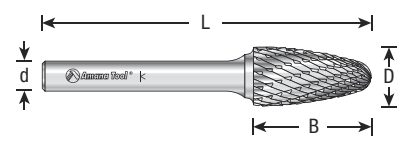


### SF Burrs • Radius Tree Shape



ØD	B	Ød	L	Double Cut		Non-Ferrous	
				DC Ref #	DC Tool No.	NF Ref #	NF Tool No.
1/8	1/2	1/8	1-1/2	SF-42DC	<b>BURS-138 *</b>	—	—
1/4	5/8	1/4	2	SF-1DC	<b>BURS-140 *</b>	—	—
3/8	3/4	1/4	2-1/2	SF-3DC	<b>BURS-142</b>	SF-3FM	<b>BURS-142NF</b> <i>New</i>
3/8	3/4	1/4	6-3/4	SF-3L6DC	<b>BURS-143</b>	—	—
1/2	1	1/4	2-3/4	SF-5DC	<b>BURS-144</b>	SF-5FM	<b>BURS-144NF</b> <i>New</i>
1/2	1	1/4	7	SF-5L6DC	<b>BURS-146</b>	—	—

\* Solid carbide.



Burr speed recommendations available online



### SG Burrs • Pointed Tree Shape

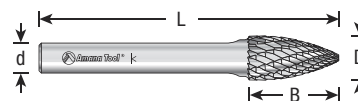


BURS-192

BURS-199

ØD	B	Ød	L	DC Ref #	DC Tool No.
1/8	3/8	1/8	1-1/2	SG-43DC	<b>BURS-190 *</b>
1/4	5/8	1/4	2	SG-1DC	<b>BURS-192 *</b>
3/8	3/4	1/4	2-1/2	SG-3DC	<b>BURS-194</b>
3/8	3/4	1/4	6-3/4	SG-3L6DC	<b>BURS-196</b>
1/2	1	1/4	2-3/4	SG-5DC	<b>BURS-198</b>
1/2	1	1/4	6-3/4	SG-5L6DC	<b>BURS-199</b>

\* Solid carbide.



### SH Burrs • Flame Shape

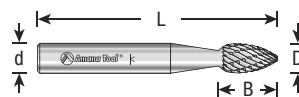


BURS-200

BURS-204

ØD	B	Ød	L	DC Ref #	DC Tool No.
1/8	1/4	1/8	1-1/2	SH-41DC	<b>BURS-200 *</b>
1/4	1/2	1/4	2	SH-1DC	<b>BURS-202 *</b>
5/16	3/4	1/4	2-1/2	SH-2DC	<b>BURS-204</b>
1/2	1-1/4	1/4	3	SH-5DC	<b>BURS-206</b>

\* Solid carbide.



### SL Burrs • Radius Cone Shape



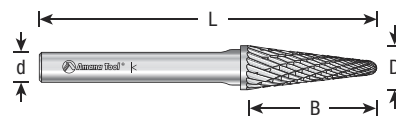
BURS-214

BURS-214NF

BURS-219

ØD	B	Ød	L	Double Cut		Non-Ferrous/ZrN Coated	
				DC Ref #	DC Tool No.	NF Ref #	NF Tool No.
1/8	3/8	1/8	1-1/2	SL-41DC	<b>BURS-210 *</b>	—	—
1/4	5/8	1/4	2	SL-1DC	<b>BURS-212 *</b>	—	—
3/8	1-1/16	1/4	2-13/16	SL-3DC	<b>BURS-214</b>	SL-3FM	<b>BURS-214NF <i>New</i></b>
3/8	1-1/16	1/4	7-1/16	SL-3L6DC	<b>BURS-216</b>	—	—
1/2	1-1/8	1/4	2-7/8	SL-4DC	<b>BURS-218</b>	SL-4FM	<b>BURS-218NF <i>New</i></b>
1/2	1-1/8	1/4	7-1/8	SL-4L6DC	<b>BURS-219</b>	—	—

\* Solid carbide.



### SM Burrs • Pointed Cone Shape

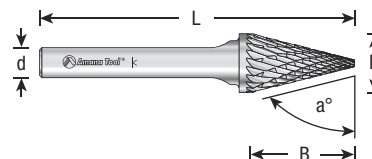


BURS-222


BURS-228

ØD	B	Ød	L	a°	DC Ref #	DC Tool No.
1/8	11/32	1/8	1-1/2	12°	SM-41DC	<b>BURS-220 *</b>
1/4	1/2	1/4	2	22°	SM-1DC	<b>BURS-222 *</b>
3/8	5/8	1/4	2-1/2	14°	SM-4DC	<b>BURS-224</b>
1/2	7/8	1/4	2-5/8	14°	SM-5DC	<b>BURS-226</b>
1/2	7/8	1/4	6-7/8	14°	SM-5L6DC	<b>BURS-228</b>

\* Solid carbide.



Burr speed recommendations available online



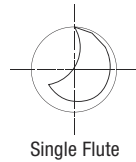
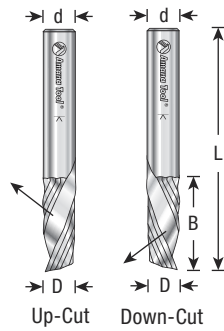
**INDUSTRIAL**

# Plastic Cutting

Solutions



**Mirror  
FINISH**



## CNC PLASTIC CUTTING SPIRAL 'O' FLUTE

Solid Carbide • Single Flute • Up-Cut & Down-Cut

Produce super clean, smooth cuts in plastics.



ØD	B	Ød	L	'Up-Cut' Tool No.	'Down-Cut' Tool No.
1/16	1/4	1/8	2	51415 †	51515 †
1/16	1/4	1/4	2	51441	—
1/8	1/4	1/8	2	51443 †	—
1/8	3/4	1/8	2	51437 † <i>New</i>	—
1/8	1/4	1/4	2	51416	—
1/8	5/16	1/4	1-1/2	—	51523 <i>New</i>
1/8	5/16	1/8	2	51453 †	—
1/8	1/2	1/8	2	51410 †	51510 †
1/8	1/2	1/4	2	51411	51511
1/8	5/8	1/4	2-1/2	51445	—
1/8	3/4	1/4	2-1/2	51446	—
5/32	9/16	1/4	2	51447	51516
3/16	3/8	3/16	2	51448	51518
3/16	3/8	1/4	2	51449	—
3/16	5/8	3/16	2	51412	51512
3/16	5/8	1/4	2	51417	51517
3/16	5/8	1/4	2-1/2	51423 <i>New</i>	—
3/16	7/8	1/4	2-1/2	51442	—
3/16	1-1/4	1/4	3	51418	—
7/32	3/4	1/4	2-1/2	51424	—
1/4	3/8	1/4	2	51425	51519
1/4	5/8	1/4	2	51419	—
1/4	3/4	1/4	2	51404	51504
1/4	3/4	1/4	2-1/2	51421	51524
1/4	7/8	1/4	2-1/2	51444	—
1/4	1	1/4	2-1/2	51405	51505
1/4	1-1/16	1/4	3	51409	—
1/4	1-1/4	1/4	3	51407	51507
1/4	1-3/8	1/4	3	51403	—
1/4	1-1/2	1/4	3	51413	51513
1/4	2-1/4	1/4	3-3/4	51646 <i>New</i>	—
3/8	3/8	3/8	3	51641 <i>New</i>	51528 <i>New</i>
3/8	5/8	3/8	2-1/2	51429	—
3/8	3/4	3/8	3	51426	51509
3/8	1-1/8	3/8	3	51414	51514
3/8	1-5/8	3/8	3-1/2	51427	—
1/2	1-1/4	1/2	3	51645 <i>New</i>	51529 <i>New</i>
1/2	1-3/8	1/2	3-1/2	51644	—
1/2	1-5/8	1/2	3-1/2	51428	—
1/2	2	1/2	4	51648 <i>New</i>	—

### Excellent for Cutting:

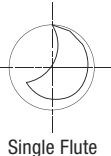
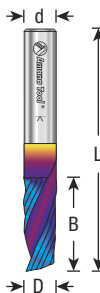

- Plastic, Acrylic & PVC
- Acetal and Nylon
- Acrylic Stone
- Acrylonitrile Butadiene Styrene (ABS)
- Alupanel®
- Corian
- Coroplast®
- Correx Boards
- Corrugated Polypropylene
- Delrin
- Foam Board
- Gatorfoam®
- High Density Polyethylene (HDPE)
- High Impact Polystyrene (HIPS)
- HIPS with Digital Printing
- King ColorCore®, The Multi-Color Engravable Polymer Sheet
- Laminate
- Low Density Polyethylene (LDPE)
- Lucite®
- Mechanical/Engineered Plastics
- Plexiglas®
- Poly (methyl methacrylate)(PMMA)
- Polyethylene Terephthalate Glycol-Modified (PETG / PET-G)
- Polycarbonate
- Sintra-PVC
- Solid Surface
- Teflon®
- Thermoplastic Polyolefin (TPO)
- Ultra High Molecular Weight Polyethylene (UHMWPE)
- Wood

### Benefits of Mirror Finish:

- Razor sharp cutting edge
- Effortless chip removal
- Exceptional cut quality
- Helps prevent chip re-welding
- Extends tool life

Made according to strict tolerances from an exclusive carbide grade polished to a mirror finish using Amana's unique process. Designed to eject chips either up or down. Ideal for industrial applications.

PDF CNC feed and speed available online



## **SPEKTRA** *New* EXTREME TOOL LIFE COATING

### CNC PLASTIC CUTTING SPIRAL 'O' FLUTE

Solid Carbide • Single Flute • Up-Cut

The Spektra™ nAco® nanocomposite micro-thin coating provides longevity and cutting results of the highest quality. For complete details on Spektra™ visit [www.amanatool.com/spektra](http://www.amanatool.com/spektra)



ØD	B	Ød	L	'Up-Cut' Tool No.	'Down-Cut' Tool No.
1/16	1/4	1/8	2	51415-K †	—
1/16	1/4	1/4	2	51441-K	—
1/8	1/2	1/8	2	51410-K †	51510-K †
1/8	1/2	1/4	2	51411-K	51511-K
1/8	3/4	1/4	2-1/2	51446-K	—
1/4	3/4	1/4	2	51404-K	51504-K
1/4	1	1/4	2-1/2	51405-K	—
3/16	5/8	1/4	2	51417-K	—

5-Pc Spektra Set (includes 51441-K, 51410-K, 51446-K, 51417-K & 51404-K) **AMS-166-K**

† Router collet reducer RB-102 (1/4 to 1/8) available for 1/8 shank bits.



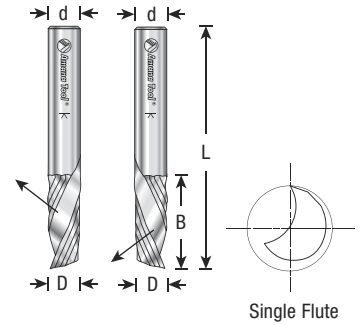
# METRIC CNC PLASTIC CUTTING SPIRAL 'O' FLUTE New

Solid Carbide • Single Flute • Up-Cut & Down-Cut

Produce super clean, smooth cuts in plastics. Metric sized.



ØD	B	Ød	L	'Up-Cut' Tool No.	'Down-Cut' Tool No.	ØD	B	Ød	L	'Up-Cut' Tool No.	'Down-Cut' Tool No.
2mm	6mm	3mm	50mm	51634	—	5mm	16mm	6mm	64mm	57321	57332
2mm	8mm	2mm	50mm	57310	—	5mm	30mm	5mm	64mm	57322	—
2mm	8mm	6mm	64mm	57311	—	6mm	8mm	6mm	64mm	57323	—
2.5mm	8mm	2.5mm	50mm	57312	—	6mm	12mm	6mm	64mm	57324	—
2.5mm	8mm	6mm	64mm	57313	—	6mm	16mm	6mm	63mm	51638	—
3mm	8mm	3mm	50mm	57314	—	6mm	20mm	6mm	64mm	51495	—
3mm	8mm	6mm	64mm	57315	—	6mm	30mm	6mm	75mm	51497	—
3mm	12mm	3mm	64mm	51491	—	6mm	30mm	6mm	76mm	—	57333
3mm	12mm	6mm	50mm	—	51526	6mm	32mm	6mm	75mm	—	51527
3mm	12mm	6mm	64mm	57316	57330	6mm	38mm	6mm	75mm	51499	—
4mm	8mm	4mm	64mm	57317	—	6mm	38mm	6mm	76mm	—	57334
4mm	12mm	4mm	64mm	51636	—	8mm	25mm	8mm	64mm	57325	57335
4mm	20mm	4mm	64mm	57318	—	8mm	38mm	8mm	76mm	57326	57336
4mm	20mm	6mm	64mm	57319	57331	10mm	30mm	10mm	76mm	57327	—
4mm	30mm	4mm	64mm	57320	—	10mm	35mm	10mm	76mm	57328	—
5mm	16mm	5mm	64mm	51493	—	12mm	38mm	12mm	76mm	57329	—



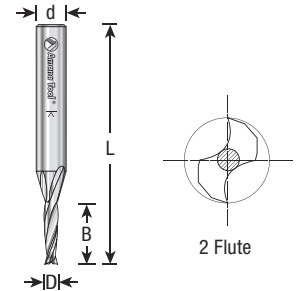
# CNC PLASTIC CUTTING SPIRAL DOUBLE 'O' FLUTE New

Solid Carbide • Double Flute • Up-Cut

Produce super clean smooth cuts especially in acrylic materials (Plexiglas® Lucite®) other plastics and wood. Bits are made according to strict tolerances from an exclusive carbide grade. Designed to eject chips up.



ØD	B	Ød	L	Tool No.
1/8	1/2	1/4	2	51762
3/16	5/8	1/4	2-1/2	51763
1/4	7/8	1/4	3	51765
1/4	1-1/4	1/4	3	51767



# 8-PC. CNC PLASTIC CUTTING SPIRAL 'O' FLUTE

1/4" Shank • Solid Carbide Spiral Router Bit Collection



**Set #AMS-165 Includes:**  
51411, 51417, 51404, 51405, 51511, 51517, 51504, 46308



Set #AMS-165

# 18-PC. CNC ADVANCED PLASTIC CUTTING

1/4" Shank • Solid Carbide Router Bit Collection



**Set #AMS-167 Includes:**  
51441, 51411, 51446, 51417, 51442, 51419, 51404, 51405, 51511, 51504, 46280, 46282, 43608, 46411, 46112, 46426, 46424 & RC-1075



Set #AMS-167

PDF CNC feed and speed available online

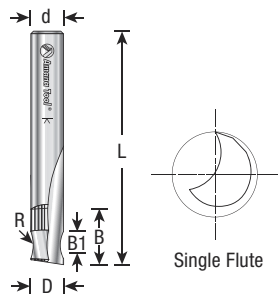
# PLASTIC EDGE ROUNDING

## Solid Carbide • Single 'O' Flute

Designed for rounding the edge of sheets or parts.

### Excellent For Cutting:

- Plastic
- Acrylic
- Acrylic Stone
- Corian
- Coroplast®
- Poly (methyl methacrylate) (PMMA)



Single Flute

ØD	B	Ød	R	B1	Type	For Plastic Thickness	L	Tool No.
1/4	3/8	1/4	3/16	7/32	Straight	3/16	2-1/2	<b>46452</b>
1/4	3/8	1/4	1/4	9/32	Spiral	1/4	2-1/2	<b>46466</b>

Spiral

Straight

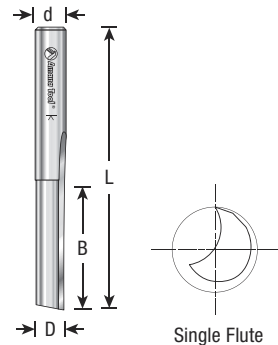
# PLASTIC CUTTING 'O' FLUTE

## Solid Carbide • Single 'O' Flute

Unique circular 'O' flute designed to eject chips more easily.


Single flute for fast cutting in soft plastics such as PVC, styrene, ABS, Poly (methyl methacrylate) (PMMA), etc.

Visit [www.amanatool.com](http://www.amanatool.com) for full material cut list.



Single Flute

ØD	B	Ød	L	Tool No.
1/8	1/2	1/4	2	<b>43500</b>
3/16	5/8	1/4	2	<b>43504</b>
1/4	3/4	1/4	2	<b>43508</b>
1/4	1	1/4	2-1/2	<b>43512</b>
1/4	1	1/4	3-1/4	<b>43514</b>

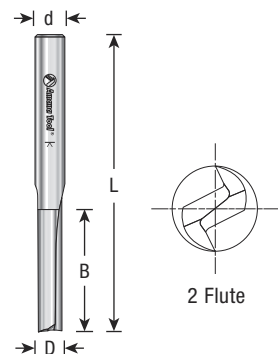


43508

# PLASTIC CUTTING

## Solid Carbide • 2 Flute • Straight Grind

Used for routing harder and more rigid plastics in the following materials: Acrylic, Acetal, Nylon, PVC, ABS, Phenolic, Corian, Poly (methyl methacrylate) (PMMA), Acrylic Stone, Coroplast® etc.



2 Flute

ØD	B	Ød	L	Tool No.
1/8	1/2	1/4	2	<b>43600</b>
3/16	5/8	1/4	2	<b>43604</b>
1/4	3/4	1/4	2	<b>43607</b> <i>New</i>
1/4	1	1/4	2-1/2	<b>43608</b>
1/2	1	1/2	3	<b>43616</b>

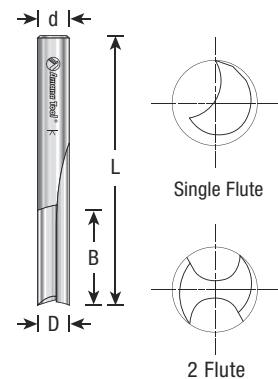
43604

**New**

# PLASTIC CUTTING STRAIGHT 'O' FLUTE HIGH SPEED STEEL (HSS)

## High Speed Steel (HSS) • Single & 2 Flute

Provides smooth finish in plastics. Excellent for hand fed operations. May be used in air routers with guide bushing.



Single Flute

2 Flute

ØD	B	Flute	Ød	L	Tool No.
1/8	1/2	1	1/4	2	<b>HSS1500</b>
1/8	5/8	1	1/4	3-1/4	<b>HSS1501</b>
3/16	5/8	1	1/4	3-1/4	<b>HSS1502</b>
3/16	3/4	1	1/4	3-1/4	<b>HSS1503</b>
1/4	3/4	1	1/4	2-1/8	<b>HSS1504</b>
1/4	3/4	1	1/4	3-1/4	<b>HSS1505</b>
1/4	1	1	1/4	2-3/8	<b>HSS1506</b>
3/8	1	1	3/8	2-1/2	<b>HSS1507</b>
3/16	5/8	2	1/4	2	<b>HSS1600</b>
1/4	3/4	2	1/4	2-1/8	<b>HSS1601</b>
1/4	3/4	2	1/4	3-1/4	<b>HSS1602</b>
1/4	3/4	2	1/4	3-3/4	<b>HSS1603</b>
1/4	1	2	1/4	2-3/8	<b>HSS1604</b>
1/4	2	2	1/4	3-1/4	<b>HSS1605</b>
3/8	1	2	3/8	2-1/2	<b>HSS1606</b>
3/8	1	2	3/8	3-1/2	<b>HSS1607</b>

HSS1504

HSS1604

### Excellent For Cutting:

- Soft & Hard Plastics
- Acetal Styrene (ABS)
- Polycarbonate
- Polyethylene (PE)
- Polystyrene
- PVC
- Poly (methyl methacrylate) (PMMA)
- Polypropylene Extruded Acrylic
- High Density Polyethylene (HDPE)
- Ultra High Molecular Weight Polyethylene (UHMW)
- Coroplast®

# PLASTIC CUTTING SPIRAL BALL NOSE

*Solid Carbide • 2 & 4 Flute • Up-Cut*

Designed to eliminate tool marks that commonly appear when used with plastic and solid surface materials. Due to the highly polished finish and unique tool geometry, the spiral ball nose router bit delivers superior surface finish of at least 28 Ra (roughness average) in various materials. The up-cut router bits also eject chips up, to help prevent chip-out on the bottom of the material.

Constructed of special grade solid carbide, the Amana Tool® spiral ball nose router bits last longer than traditional router bits and deliver superior cutting performance with plastics. The bits are ideal for use in a variety of applications spanning the mechanical, medical and woodworking industries.

### Excellent For Cutting:

- Plastic
- Acrylic
- Acrylic Stone
- Aluminum
- Brass
- Copper
- Corian
- Coroplast®
- Plexiglas®
- Poly (methyl methacrylate) (PMMA)
- Solid Surface



ØD	R	B	Ød	L	Flute	Tool No.
1/8	1/16	1/2	1/4	3	2	46385
3/16	3/32	1/2	1/4	2-1/2	2	46424
3/16	3/32	3/4	1/4	2	2	46425
3/16	3/32	3/4	1/4	3	2	46389
1/4	1/8	1/2	1/4	2-1/2	2	46426
1/4	1/8	7/8	1/4	2-1/2	2	46379
1/4	1/8	1	1/4	4	2	46451 ▲
1/4	1/8	1-1/8	1/4	3	2	46428
1/4	1/8	1/2	1/4	3	4	46440
5/16	5/32	1/2	5/16	3	4	46442
3/8	3/16	5/8	3/8	3	4	46444
3/8	3/16	1-1/8	3/8	3	2	46381
1/2	1/4	3/4	1/2	3	4	46446
1/2	1/4	1-1/8	1/2	3	2	46383
1/2	1/4	1-1/2	1/2	5	2	46459 ▲

▲ Warning: CNC use only.

### Metric Sizes

ØD	R	B	Ød	L	Flute	Tool No.
3mm	1.5mm	12mm	6mm	50mm	2	46453
4mm	2mm	12mm	4mm	50mm	2	46454
5mm	2.5mm	12mm	5mm	50mm	2	46455
6mm	3mm	22mm	6mm	63mm	2	46456
10mm	5mm	29mm	10mm	75mm	2	46457
12mm	6mm	29mm	12mm	75mm	2	46458

CNC feed and speed available online

# SPIRAL FINISHER

*Solid Carbide • 3 Flute • Low Helix Up-Cut & Down-Cut*

Leaves an Extra High Surface Finish! Those seeking to move up to our 3 flute, Low Helix Finisher will have improved surface finishes in either plastics or hardwoods. The unbeatable combination of three keen edges and a gentle 10° helix, equates to a stiffer tool that minimizes both part movement and edge burring, leaving a smooth finish.


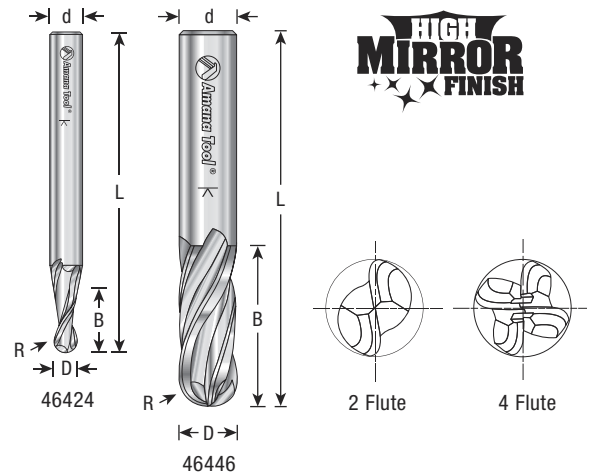
### Excellent for Cutting

- Plastic
- Acrylic Stone
- Composite Plastic
- Corian
- Coroplast®
- Foam
- Hard Wood
- Solid Surface
- Soft Wood
- Poly (methyl methacrylate) (PMMA)
- Precision Board

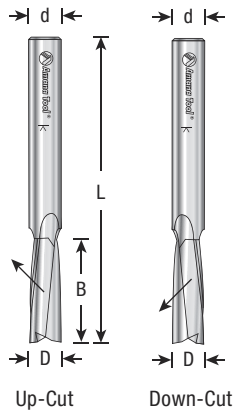


ØD	B	Ød	L	'Up-Cut' Tool No.	'Down-Cut' Tool No.
1/4	3/8	1/4	3	51630	51730
1/4	7/8	1/4	3	51631	51731
3/8	5/8	3/8	3	51632	51732
1/2	1-1/8	1/2	3-1/2	51637	51737

CNC feed and speed available online







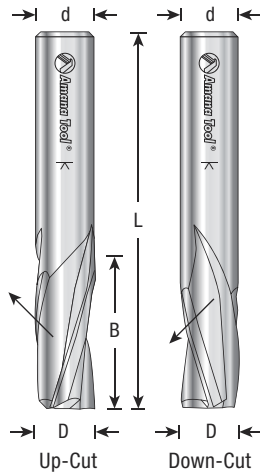
## ACRYLIC CUTTING SLOW SPIRAL 'O' FLUTE FINISHER

Solid Carbide • Up-Cut & Down-Cut • Single & 2 Flute

Provides smooth finish in acrylic materials, and both soft and hard plastics.



ØD	B	Ød	L	Flute	'Up-Cut' Tool No.	'Down-Cut' Tool No.
1/4	3/4	1/4	2-1/2	1	<b>46327</b>	<b>46427</b>
1/4	3/4	1/4	2-1/2	2	<b>46313</b>	<b>46413</b>
1/4	1	1/4	2-1/2	2	<b>46311</b>	<b>46411</b>
1/2	1-1/4	1/2	3	2	<b>46391</b> <i>New</i>	<b>46492</b> <i>New</i>



## PLASTIC CUTTING SLOW SPIRAL FINISHER

Solid Carbide • 3 Flute • Up-Cut & Down-Cut

Specially designed to provide an excellent finish in hardwoods, solid surface and hard plastics. Choose 'Up-Cut' if an excellent finish on the bottom of surface is required, or 'Down-Cut' for an excellent finish on the top of surface.



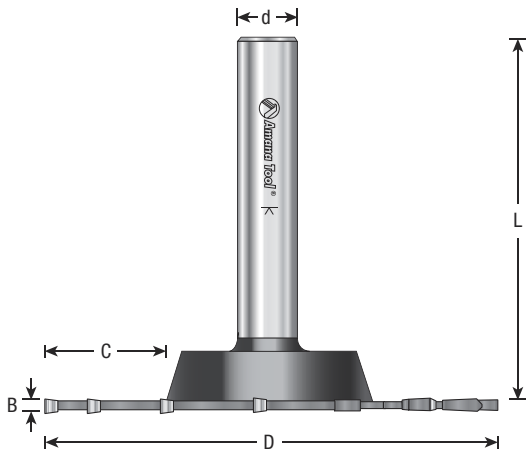
ØD	B	Ød	L	'Up-Cut' Tool No.	'Down-Cut' Tool No.
3/8	1	3/8	2-1/2	—	<b>46430</b>
3/8	1	3/8	3	<b>46330</b>	<b>46431</b>
1/2	1	1/2	3	<b>46332</b>	<b>46432</b>
1/2	1-1/2	1/2	3-1/2	<b>46334</b>	<b>46434</b>

▲ **Warning:** Recommended RPM=20,000-21,000

## CNC PLASTIC TRIM SAW BLADE AND ARBOR SYSTEM

Carbide Tipped • Right Hand Rotation Cutting

Designed for trimming and grooving hard and soft plastics. 100% flash mounting.



ØD	Kerf (B)	C	Teeth	Hook Angle	Ød	L	Tool No.
4	.095 (3/32)	1-3/8	20	0°	1/2	3-1/4	<b>48200</b>

**Replacement Parts:**

ØD	Teeth	Hook	Kerf	Plate	Grind	Bore	Ød	L	Type	Tool No.
4	20	0°	3/32	1/16	TCG	5/8	-	-	Saw Blade	<b>LB4201</b>
1-1/4	-	-	-	-	-	-	1/2	3-1/4	CNC Arbor	<b>47650</b>

Replacement screw (4) - #67149 (3/8"x1/2"); Replacement key #5020 (M5x12).

# PLASTIC CUTTING FLUSH TRIM

*Solid Carbide • 2 Flute with Double Ball Bearing*

Spiral designed for trimming sheets of stack plastics and laminates in hand-fed applications. Double bearing provides smoother action around contour of the template.

### Excellent for Cutting

- Plastic
- Acrylic Stone
- Coroplast®
- Acrylic
- Corian
- Poly (methyl methacrylate) (PMMA)



ØD	B	Ød	L	Tool No.
1/4	3/4	1/4	3	51436
1/2	1-1/8	1/2	4	51438

**Warning:** Maximum RPM=35,000

Replacement parts #51436      Replacement parts #51438  
 #47779 Locking Ring            #47752 Locking Ring  
 #47723 Ball Bearing (2)        #47701 Ball Bearing (2)

# PLASTIC CUTTING

*Carbide Tipped • Single & Double 'O' Flute*

For fast cutting in harder more abrasive plastics such as phenolic resin, acrylic, Corian, Poly (methyl methacrylate) (PMMA), Acrylic Stone, Coroplast®, etc.



ØD	B	Ød	L	Flute	Tool No.
1/4	1	1/4	2-1/4	2	43304
3/8	1	3/8	2-1/2	1	43108

# 3°, 5° AND 7° PATTERNMAKERS

*Carbide Tipped • 2 Flute*

This slightly tapered bit is specifically designed for wood patternmaking, especially wood vacuum-forming molds where draft (3°, 5° and 7° taper) is required for releasing the styrene or other plastic from the mold. It can be used to bevel the leading edge on a door.



ØD	ØD1	a°	B	Ød	L	Tool No.
1/2	3/8	3°	1-1/4	1/2	3-1/8	42420
19/32	3/8	5°	1-1/4	1/2	3-5/32	42422
13/16	3/8	7°	1-1/4	1/2	3-5/32	42424
3/4	1/2	3°	2-1/8	1/2	4-5/8	47144

**Warning:** Not for use in CNC machines.

Replacement bearing for #47144 use #47706.

# CNC PLASTIC CUTTING INSERT CARBIDE SYSTEM

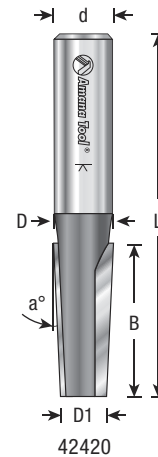
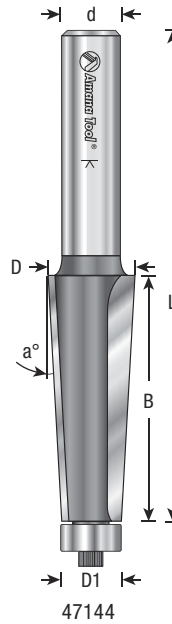

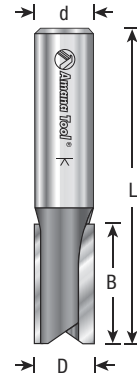
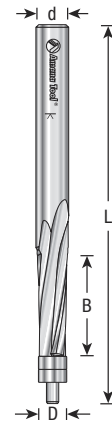
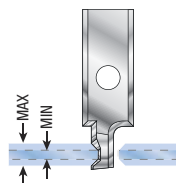
*The most innovative time-saving system for cutting and chamfering in plastics.*

### 1 Flute


Thirteen unique insert knife profiles produce smooth, chip-free cuts and last at least twice as long as comparable solid carbide bits.

These industrial quality knives allow the user to both cut & chamfer the top and bottoms of Plexiglas® or styrene sheets in one action. The knives fit the In-Groove™ tool bodies which are expertly balanced to provide superior cutting results.

For more information visit [www.amanatool.com/inplastic](http://www.amanatool.com/inplastic)



**INDUSTRIAL**  
**Composite**  
cutting solutions!







## CNC COMPRESSION HONEYCOMB CUTTING

Solid Carbide • 6 Flute

Compression router bits provide a burr-free top and bottom finish, providing that the workpiece is thicker than 0.250". For optimal cutting results use mist lubricant system or air cooling.

### ZrN COATED BITS

Excellent for cutting:

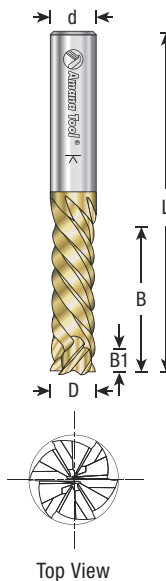
- BioBoard™
- Falconboard®
- Aluminum Honeycomb Panel (AHP)
- Carbon Fiber
- Honeycomb Cardboard



ØD	B	B1	Ød	L	Tool No.
1/8	5/8	1/8	1/8	2-1/2	40301 <i>New</i>
1/4	3/4	1/4	1/4	2-1/2	46302
3/8	1-1/8	3/8	3/8	3	46303
3/8	1-1/4	1/4	3/8	3	46308
1/2	1-1/8	1/2	1/2	3	46307

**Warning:** Maximum RPM=28,000

CNC feed and speed available online



6 Flute

## CNC HONEYCOMB CUTTING HOGGER

Solid Carbide • 6 & 8 Flute

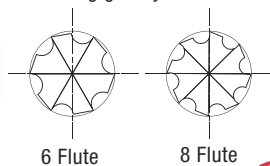
Designed to cut a large variety of honeycomb materials, hogger geometry is excellent for shredding and chip evacuation while maintaining a smooth surface.

Amana Tool's "hogger" style routers for honeycomb composites incorporate a precision-ground "knuckle" profile, allowing a freer-cutting action that reduces power requirements and less sidewall pressure in low output spindles while giving impressive gains in feed-rates. ZrN coating greatly enhances durability in highly abrasive composites.

### ZrN COATED BITS

Excellent for cutting:

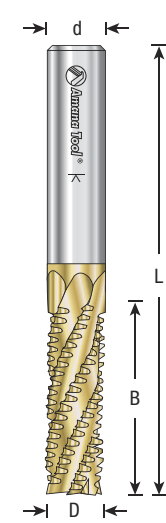
- Honeycomb
- Composite Materials



ØD	B	Ød	Flute	L	Tool No.
1/8	13/16	1/8	6	2-1/2	40304 <i>New</i>
1/4	3/4	1/4	6	4	40305 <i>New</i>
1/4	1-1/4	1/4	6	4	46306
3/8	2	3/8	8	4	46305
1/2	3	1/2	8	6	46309

**Warning:** Maximum RPM=25,000

CNC feed and speed available online





## END MILL POINT DIAMOND PATTERN, COMPOSITE CUTTING

Solid Carbide • 2 Flute

This bit is designed especially for cutting fiberglass, fiberglass PCB Board, composites, phenolic and other highly abrasive materials. Works well on epoxies made with carbon, glass and composite materials. The up-cut/down-cut diamond pattern cutting edges effectively grinds through the material evenly in all directions.

### Excellent for Cutting:

- Composites
- Fiberglass
- Fiberglass PCB Board
- Fiber Reinforced Plastic (FRP)
- G10 / FR-4 and G11 / FR-5 Glass Epoxy Composite Laminate Material
- Glass Reinforced Plastic (GRP)
- Glass Fiber Reinforced Polymer Plastic Materials (GFR)
- Phenolic
- Phenolic "Garolite" G-7



ØD	B	Ød	L	Type of Cut	Tool No.
1/4	3/4	1/4	2	Ultra-Fine	46099
1/4	3/4	1/4	2	Fine	46110
1/4	3/4	1/4	2	Coarse	46112
1/2	2-1/8	1/2	4	Coarse	46123

▲ **Warning:** Maximum RPM=28,000

## END MILL POINT ROUGHING SPIRAL, COMPOSITE MATERIAL

Solid Carbide • Multi Flute • Down-Cut

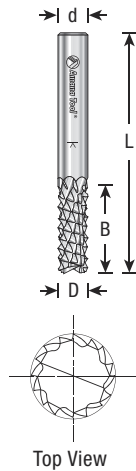
Special grade solid carbide bits feature unique grinding and multi spiral flute design. Suitable for 'roughing' cuts in hard and abrasive composite materials such as: **carbon fiber, fiberglass, fiber reinforced plastic (FRP), glass fiber reinforced polymer (GFR), Trespa®** etc. Special grade carbide for maximum durability.

Down-Cut for better clamping when machining small work pieces and improved finish on the top of the board.

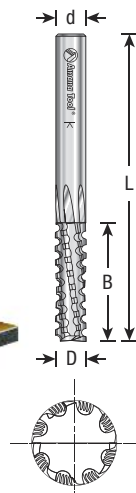

For use on routers and CNC machines.



ØD	B	Ød	L	Tool No.
1/4	1	1/4	2-9/16	46133
1/2	1-21/32	1/2	3-1/4	46135



Top View



Top View



# SPIRAL COMPOSITE, FIBERGLASS AND PHENOLIC CUTTING

Solid Carbide • 2 & 3 Flute

Amana's Modern Finishing Geometry (MFG) incorporates high shear, multi-flute and a ZrN coating designed for the ultimate combination of finish and tool longevity in aerospace materials. Modern-day materials present challenges to the fabricator. Using these special multi-flute edge tools featuring ZrN ceramic coating addresses these challenges with a winning geometry combination.

## ZrN COATED BITS



### Up-Cut

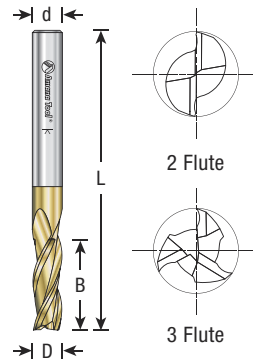
ØD	B	Ød	L	Flute	Tool No.
1.2mm	5mm	1/8	35mm	3	46093 †
1/8	1/2	1/8	2	3	46091 †
1/8	1/2	1/4	2	2	46040
1/8	1/2	1/4	2	3	46090
3/16	5/8	1/4	2	2	46042
3/16	5/8	1/4	2	3	46092
1/4	3/4	1/4	2-1/2	2	46043
1/4	3/4	1/4	2-1/2	3	46094
3/8	7/8	3/8	2-1/2	2	46045
1/2	3/4	1/2	3	2	46047 <b>New</b>

† Router collet reducer RB-102 (1/4 to 1/8) available for 1/8 shank bits.

### Down-Cut

ØD	B	Ød	L	Flute	Tool No.
1/4	3/4	1/4	2-1/2	3	46097

CNC feed and speed available online



### Excellent For Cutting:

- Acrylic Stone
- Aluminum
- Carbon Fiber Reinforced Polymer (CFRP)
- Composite
- Corian
- Coroplast®
- Fiberglass
- Fiberglass PCB Board
- HDPE
- Lexan™
- Phenolics
- Plastic
- Poly (methyl methacrylate) (PMMA)

# GLASS REINFORCED PLASTIC CUTTING SPIRAL

Solid Carbide • 3 & 4 Flute

Fiberglass-impregnated materials are well known for their abrasiveness along with a tendency to fray or shred during machining along with heat created by the router bit. The response from Amana Tool® to these challenges is an extremely free-cutting, multi-edge Glass Reinforced Plastic (GRP) multi-flute tool that shears the material without shredding or imparting unnecessary heat.

## ZrN COATED BITS

### Excellent For Cutting:

- Carbon Fiber Reinforced Polymer (CFRP)
- Composite
- Coroplast®
- Fiberglass
- Fiberglass PCB Board
- Lexan™
- Poly (methyl methacrylate) (PMMA)



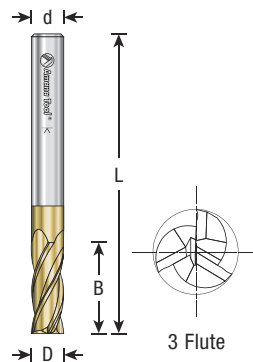
### Up-Cut

ØD	B	Ød	L	Flute	Tool No.
1/8	1/2	1/4	2-1/2	3	51521
1/4	3/4	1/4	2-1/4	4	51525

### Down-Cut

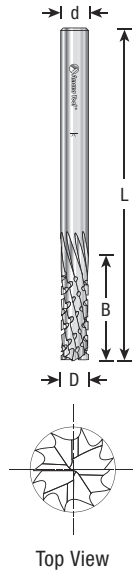

ØD	B	Ød	L	Flute	Tool No.
1/8	1/2	1/4	2-1/2	3	51531
1/4	3/4	1/4	2-1/4	4	51535

CNC feed and speed available online



Tools are manufactured with high balance, that allows them to run up to 60,000 RPM. Adjust your chip load and feed rate accordingly.





## CNC CARBON GRAPHITE & CARBON FIBER PANEL CUTTING SPIRAL

Solid Carbide • Down-Cut

These carbon graphite and carbon fiber cutting solid carbide router bits are designed to produce a minimum failure in composite materials such as layers separating and a significant loss of mechanical toughness.

The rapidly growing use of use of Carbon Fiber Reinforced Polymers (CFRP) necessitates tooling designed to effectively meet the challenges of such composites. Experts have recognized the need for a tool geometry combining a highly abrasion resistant carbide substrate generous fluting and an impact zone that not only "shatters" the hard carbon fibers but also keeps heat down.

These industrial router bits combat abrasion heat and the breakdown of composites for clean, accurate cuts.



ØD	B	Ød	L	Tool No.
1/8	1/2	1/8	2	46260 †
1/8	1/2	1/8	2	46260-K
3/16	5/8	3/16	2	46262
1/4	3/4	1/4	3	46264
1/4	3/4	1/4	3	46264-K
1/4	1-1/2	1/4	3	46265
3/8	1-1/8	3/8	3-1/2	46266
1/2	1-1/8	1/2	3-1/2	46267
1/2	2-1/8	1/2	4	46268

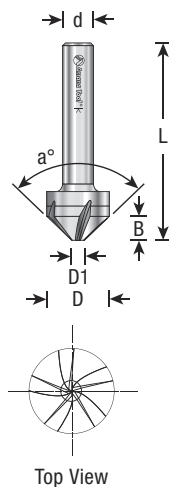
† Router collet reducer RB-102 (1/4 to 1/8) available for 1/8 shank bits.

For complete details on Spektra™ visit [www.amanatool.com/spektra](http://www.amanatool.com/spektra)

CNC feed and speed available online

### Excellent for Cutting:

- Carbon Fiber Panels
- CFRP
- Carbon Graphite
- Fiberglass
- Fiberglass PCB Board
- FRP
- GFR
- Plastic, PVC & Acrylic




## CNC 90° COUNTERSINK COMPOSITE MATERIALS

Solid Carbide (Brazed to Steel Shank) • 5 Flute

Designed for making countersinks in composite materials. Offers long-lasting durability.

### Excellent for:

- Glass Fiber Reinforced Polymer - Plastic Materials (GFR)
- Carbon Fiber Reinforced Polymer - Plastic Materials (CFRP)
- Fiber-Reinforced Plastic (FRP)
- Metal Matrix Composite (MMC)
- Honeycomb



Top View

ØD	ØD1	B	a°	Ød	L	Tool No.
1/2	3mm	5mm	90°	1/4	1-9/16	46468

CNC feed and speed available online



## FIBERGLASS AND COMPOSITE

### Solid Carbide • Medium Burr with End Mill Point

FiberGlass Router (FGR) burrs incorporate reciprocating diamond-fluted geometry, strong negative rake angles and generous fluting to provide the best cutting action in a wide variety of woven resin bond fiberglass and composite materials.

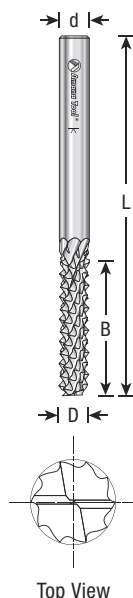
#### Excellent for Cutting:

- Edging and Slotting All Carbon Fiber Reinforced Polymer (CFRP)
- Composites
- Fiberglass
- Fiberglass PCB Board
- G10 / FR-4 and G11 / FR-5 Glass Epoxy Composite Laminate Material
- Fiber Reinforced Plastic (FRP)
- Glass Reinforced Plastic (GRP)
- Phenolic



ØD	B	Ød	L	Tool No.
1/8	1	1/8	2	48010 †
1/4	3/4	1/4	2-1/2	48011
1/4	1-1/8	1/4	3	48012
1/4	1-1/2	1/4	3	48014
3/8	7/8	3/8	2-1/2	48016

† Router collet reducer RB-102 (1/4 to 1/8) available for 1/8 shank bits.



## FIBERGLASS AND COMPOSITE

### Solid Carbide • Medium Burr with 135° Drill Point

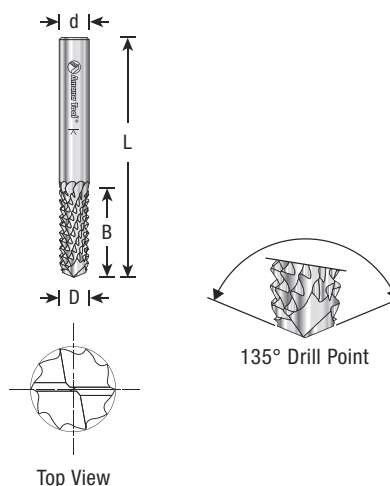
Combining the proven performance of a diamond-cut geometry with the capacity to plunge while leaving a minimum of top-side burr. 135° drillpoint minimizes part deflection on thin or otherwise unsupported work-pieces.

#### Excellent for Cutting:

- Edging and Slotting All Carbon Fiber Reinforced Polymer (CFRP)
- Composites
- Fiberglass
- Fiberglass PCB Board
- G10 / FR-4 and G11 / FR-5 Glass Epoxy Composite Laminate Material
- Fiber Reinforced Plastic (FRP)
- Glass Reinforced Plastic (GRP)
- Phenolic



ØD	B	Ød	L	Tool No.
1/4	3/4	1/4	2	46098
1/4	3/4	1/4	2-1/2	48001
3/8	7/8	3/8	2-1/2	48002
1/2	1	1/2	3	48003



## HIGH PERFORMANCE FIBERGLASS AND COMPOSITE

### Solid Carbide • Burr End

Offering an array of unique extended life Aluminum Titanium Nitride (AlTiN) coated CNC router bits for all your fiberglass application needs. AlTiN coating provides double the hardness of cutting edges resulting in quantum increases in productivity, either in terms of speed or longevity, with or without coolant. Coating helps to prevent edge failures due to vibration and shock during CNC and manual feed applications.

Multi-fluted end face for finesse in the grinding process.

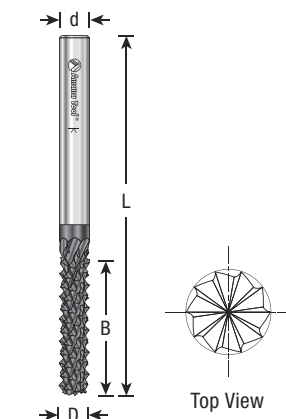
#### Excellent for Cutting:

- Edging and Slotting All Carbon Fiber Reinforced Polymer (CFRP)
- Composites
- Fiberglass
- Fiberglass PCB Board
- G10 / FR-4 and G11 / FR-5 Glass Epoxy Composite Laminate Material
- Fiber Reinforced Plastic (FRP)
- Glass Reinforced Plastic (GRP)
- Phenolic



ØD	B	Ød	L	Tool No.
1/8	1/2	1/8	1-1/2	48050-B †
1/4	2-1/8	1/4	4	48054-B
3/8	1	3/8	3	48055-B
1/2	1-1/8	1/2	3	48058-B

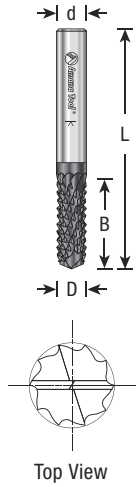
† Router collet reducer RB-102 (1/4 to 1/8) available for 1/8 shank bits.



### AlTiN COATED BITS

#### Benefits of AlTiN Coating:

- Extra wear resistance
- Allows for faster feed & speed rates
- Cutting edge protected from wear
- Better chip evacuation
- Superior cutting quality & extended tool life
- Less heat build-up



## HIGH PERFORMANCE FIBERGLASS AND COMPOSITE

Solid Carbide • 135° Drill Point

Combination drill/diamond-cut for clean vertical feed for minimum work-piece deflection.

### AITiN COATED BITS

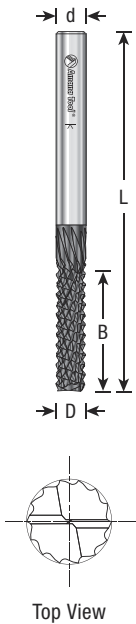
Excellent for Cutting:

- Edging and Slotting All Carbon Fiber Reinforced Polymer (CFRP)
- Composites
- Fiberglass
- Fiberglass PCB Board
- G10 / FR-4 and G11 / FR-5 Glass Epoxy Composite Laminate Material
- Fiber Reinforced Plastic (FRP)
- Glass Reinforced Plastic (GRP)
- Phenolic



ØD	B	Ød	L	Tool No.
1/8	1/2	1/8	1-1/2	48050-D †
1/4	2-1/8	1/4	4	48054-D
3/8	1	3/8	3	48055-D
1/2	1-1/8	1/2	3	48058-D

† Router collet reducer RB-102 (1/4 to 1/8) available for 1/8 shank bits.



## HIGH PERFORMANCE FIBERGLASS AND COMPOSITE

Solid Carbide • End Mill

A combination 2 flute end mill/diamond-cut router bit for improved facing finishes on fiberglass and composites.

### AITiN COATED BITS

Excellent for Cutting:

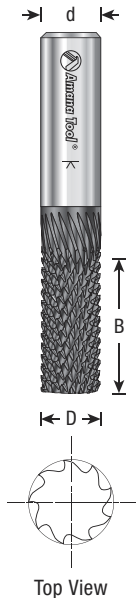
- Edging and Slotting All Carbon Fiber Reinforced Polymer (CFRP)
- Composites
- Fiberglass
- Fiberglass PCB Board
- G10 / FR-4 and G11 / FR-5 Glass Epoxy Composite Laminate Material
- Fiber Reinforced Plastic (FRP)
- Glass Reinforced Plastic (GRP)
- Phenolic



ØD	B	Ød	L	Tool No.
1/8	1/2	1/8	1-1/2	48050-E †
1/4	3/4	1/4	3	46486-CVD *
1/4	1	1/4	3	48052-E
1/4	2-1/8	1/4	4	48054-E
3/8	1	3/8	3	48055-E
1/2	1-1/8	1/2	3	48058-E

\* Chemical Vapor Deposition (CVD) coating for longer tool life. See full details on next page.

† Router collet reducer RB-102 (1/4 to 1/8) available for 1/8 shank bits.



## HIGH PERFORMANCE FIBERGLASS AND COMPOSITE

Solid Carbide • Plain End

The end of this tool has a flat surface to preserve finishes on the perpendicular face.

### AITiN COATED BITS

Excellent for Cutting:

- Edging and Slotting All Carbon Fiber Reinforced Polymer (CFRP)
- Composites
- Fiberglass
- Fiberglass PCB Board
- G10 / FR-4 and G11 / FR-5 Glass Epoxy Composite Laminate Material
- Fiber Reinforced Plastic (FRP)
- Glass Reinforced Plastic (GRP)
- Phenolic



ØD	B	Ød	L	Tool No.
1/8	1/2	1/8	1-1/2	48050-N †
1/4	2-1/8	1/4	4	48054-N
3/8	1	3/8	3	48055-N
1/2	1-1/8	1/2	3	48058-N

† Router collet reducer RB-102 (1/4 to 1/8) available for 1/8 shank bits.

# HIGH PERFORMANCE CVD DIAMOND COATED FIBERGLASS AND COMPOSITE New

Solid Carbide • 10 Flute • Long Lasting Router Bit/End Mill

Chemical Vapor Deposition (CVD) tools are significantly longer lasting when used on abrasive materials and therefore are perfect for long production applications.

**Lower setup costs. Faster throughput times. Higher feed rates. Long tool life.**

Chemical Vapor Deposition (CVD) tools are significantly longer lasting when used on abrasive materials and thus more efficient in distances processed per tool.

## Excellent for Cutting:

- Edging and Slotting All Carbon Fiber Reinforced Polymer (CFRP)
- Composites
- Fiberglass
- Fiberglass PCB Board
- Fiber Reinforced Plastic (FRP)
- Glass Reinforced Plastic (GRP)
- G10 / FR-4 Glass Epoxy Composite Laminate Material
- G11 / FR-5 Glass Epoxy Composite Laminate Material
- Kevlar
- Phenolic



ØD	B	Ød	L	Tool No.
1/4	3/4	1/4	3	46486-CVD *

# DIAMOND GRIT SPIRAL WITH ELECTRO-PLATED DIAMONDS

3 Flute • Down-Cut • Alloy Steel End Mill

These tools offer outstanding finishes in the most abrasive of glass fiber or Carbon-Fiber-Reinforced Polymer (CFRP) applications. Combining a down-cut spiral with ultra-abrasion resistant embedded diamonds. Excellent for superb top finishes and outstanding performance. For use on routers and machining centers with or without CNC systems. Must secure work-piece.

## Excellent For Cutting:

- Carbon Fiber
- Metal Matrix Composite (MMC)
- Composites
- Carbon Fiber Reinforced Polymer (CFRP)
- Fiberglass
- Fiberglass PCB Board



ØD	B	Ød	L	Tool No.
1/4	1-1/8	1/4	3	44110
1/4	1-3/8	1/4	3	44112
3/8	1-3/8	3/8	3	44114

# DIAMOND COATED FIBERGLASS, CARBON FIBER AND COMPOSITE

Flush Trim Grit with Ball Bearing • Extended Tool Life

This tool has a special diamond coating which results in longer tool life than the electro-plated brazing method. Diamond grit size is D427 (µm) / 40# (Mesh).

Used in the mobile/motor home, caravan, star wagon, trailer, coach, boat and RV industries to trim laminated fiberglass boards. Cuts fast and clean.

## Excellent for Cutting:

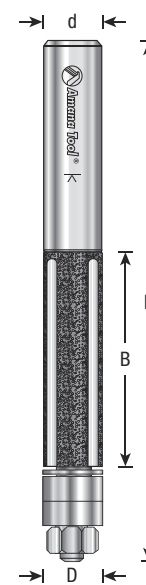
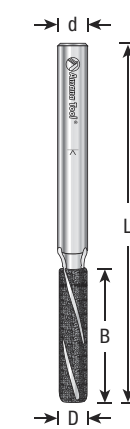
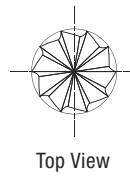
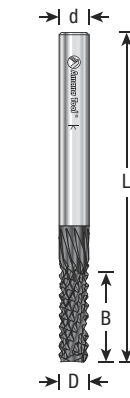
- Carbon Fiber
- Composite
- Fiberglass
- Fiberglass PCB Board
- Metal Matrix Composite (MMC)
- Carbon Fiber Reinforced Polymer (CFRP)



ØD	B	Ød	L	Repl. Bearing	Tool No.
1/4	3/4	1/4	2-9/16	47723 (1)	44101
1/4	1	1/4	2-9/16	47723 (1)	44102
3/8	1	1/4	2-5/8	47702 (1)	44103
1/2	1	1/2	3-1/4	47706 (1)	44105
1/2	1-3/4	1/2	4-1/4	47706 (2)	44100
1/2	2	1/2	4-3/8	47706 (2)	44106

Replacement Nut #67086.

Note: #44100 & #44106 feature double ball bearings



Perfect for the automotive, aviation, aerospace, boat and RV industries.

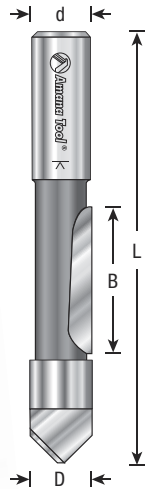


**INDUSTRIAL**

# Panel Pilot

## Router Bits

- Perfect for the RV & mobile home industry
- Perfect for construction of standard and custom designed wall panels, floor and roof trusses



### PANEL PILOT

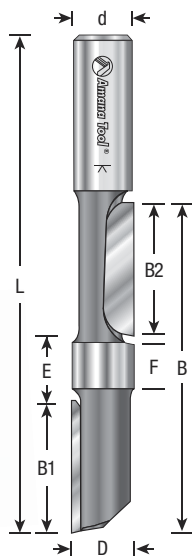
Carbide Tipped • Single Flute • Heat Treated

These panel pilot bits have a pointed tip for plunge cuts, a special grind for speed and an integral solid pilot. It is designed for fast cut-out work and is used extensively in the mobile/motor home, caravan, star wagon, trailer, coche and RV industries.

This single-flute version cuts fast and produces an excellent finish.



ØD	B	Ød	L	Tool No.
1/4	3/4	1/4	2-1/2	<b>45506</b>
3/8	1	1/4	2-7/8	<b>45507</b>
3/8	1	3/8	3	<b>45508</b>
1/2	1-3/16	1/2	3-1/2	<b>45510</b>
1/2	2	1/2	4-3/4	<b>45511</b>



### STAGGER TOOTH PLUNGE PANEL

Carbide Tipped with Center Pilot • Heat Treated

This version of the panel pilot bit has a stagger-tooth configuration for fast, clean cuts, coupled with a solid pilot between the cutting edges. Designed specifically for the caravan, star wagon, trailer, coach, mobile/motor home and RV-manufacturing industries to cut openings in ceilings and sidewalls. It can be used in any setup that has a template between the materials to be cut.



ØD	B	E	F	B1	B2	Ød	L	Tool No.
1/2	2-13/16	3/8	1/2	1-1/8	1-3/16	1/2	4-1/4	<b>51314</b>
1/2	2-13/16	3/8	1/2	1-1/8	1-3/16	1/2	5	<b>51319</b>
1/2	2-1/2	9/32	3/8	1-1/8	1	1/2	4	<b>51321</b>



# PANEL PILOT

## High Speed Steel (HSS) • Single Flute

The ultimate boring/pilot bit! These HSS panel pilot bits are long lasting and perfect for mobile/motor homes, modular homes, caravans, star wagons, trailers, coaches, RV industries and shed manufacturers.

Perfect for wood panels, vinyl coated panels and aluminum layered material.





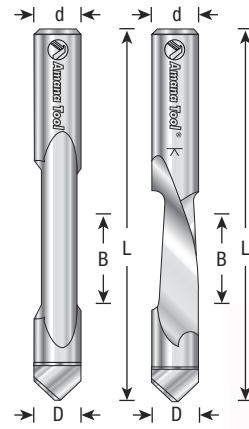
### Straight

ØD	B	Ød	L	Tool No.
1/4	5/8	1/4	2-3/4	HSS11004
3/8	7/8	3/8	3-1/8	HSS11002
1/2	1	1/2	3-5/8	HSS11006

### Spiral

The 'Down-Cut' design ejects the chips away from the operator. Perfect for drywall, wallboard, vinyl coated panels, aluminum and plywood sandwich panels.

ØD	B	Ød	L	Tool No.
1/4	5/8	1/4	2-3/4	HSS11003
3/8	3/4	3/8	3-1/8	HSS11001
1/2	1	1/2	3-1/2	HSS11005




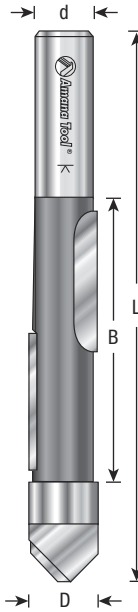
# STAGGER TOOTH PANEL PILOT

## Carbide Tipped with Plunge Point

Stagger tooth version of our standard two-flute panel pilot which gives greater speed and stock removal than our single-flute with the strength of a two-flute bit.



ØD	B	Ød	L	Tool No.
5/8	2-1/4	1/2	4-3/4	45520



# STAGGER TOOTH PLUNGE CUTTING

## Carbide Tipped

Two cutting edges spaced 180 degrees apart, each half the length of its flute. One extends from the tip to the middle of the flute, the other from the middle to end. The configuration combines the cutting speed and chip clearance of a single-flute bit with the finish of a double-flute bit. Excellent bit for cutting dense or abrasive man-made materials and panel goods.

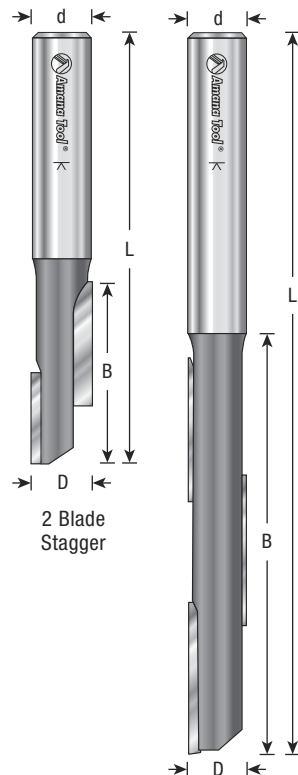


### 2 Blade Stagger

ØD	B	Ød	L	Tool No.
1/4	1	1/4	2-1/4	51300
3/8	1-3/8	3/8	3	51302
3/8	1-1/2	1/2	3-1/8	51304
1/2	1-1/2	1/2	3-1/8	51306
1/2	2	1/2	4-1/4	51308
1/2	2-1/8	1/2	4-1/4	51309
1/2	2-1/4	1/2	4-1/2	51310
1/2	2-1/2	1/2	4-1/2	51311
1/2	2-5/8	1/2	4-3/4	51313
1/2	2-5/8	1/2	5-1/2	51323
5/8	2	1/2	4	51315

### Extra Long 3 Blade Stagger

ØD	B	Ød	L	Tool No.
1/2	3-1/2	1/2	6-1/4	51325





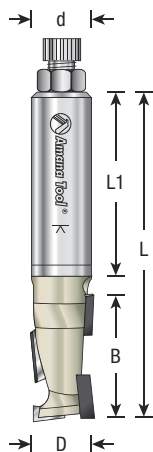
**INDUSTRIAL**

# Diamond

Polycrystalline Diamond (PCD)

- **Harder cut edge provides high wear resistance**
- **Cut thousands of feet more than carbide without changing the tool which saves setup time**
- **Optimized machine tool efficiency**
- **Quality of finish is often significantly improved**

**If you're looking for the ultimate in tooling, you've found it!** Our Polycrystalline Diamond (PCD) tipped router bits will cut a wide variety of tough, abrasive materials including composites, particleboard, MDF (both raw or with melamine), veneer, hardwoods, plastic and solid surface. The cutting edge lasts much longer than carbide for extremely long life.



## CNC PCD COMPRESSION UP/DOWN SHEAR

*Diamond Tipped with Plunge Point • Right Hand Rotation*

Diamond is the hardest material on the earth. PCD tooling is manufactured in a high-temperature and high-pressure laboratory that fuses diamond particles onto a carbide substrate, which allows the diamond to be brazed onto a tool body. Compression with carbide plunge point. For grooving, jointing & rabbeting in composite materials (particleboard, MDF both raw or with melamine, veneer, hardwood, etc). Up/Down-shear for double sided material.

### Excellent for Cutting:


- Aluminum
- Aluminum Composites
- Aluminum Composite Material (ACM)
- Composites
- Composite Panels
- Custom Composite Materials (CCM)
- Fiberglass
- Fiberglass PCB Board
- Fiberglass Reinforced Composites
- Fiber-Reinforced Urethane
- Fiber-Reinforced Structural Foam Floors
- Hard and Soft Wood
- Lightweight Composites
- MDF & Laminate
- Plastic



ØD	B	Ød	L1	L	Max RPM	Tool No.
1/2	1	1/2	1-3/8	2-3/4	30,000	<b>DRB-200</b>
1/2	1-3/8	1/2	1-3/4	3-3/4	30,000	<b>DRB-208</b>
5/8	1	1/2	1-3/8	2-7/8	27,000	<b>DRB-212</b>
5/8	1-5/8	5/8	1-3/4	4	27,000	<b>DRB-216</b>
3/4	1-3/8	<b>3/4</b>	2	3-3/4	24,000	<b>DRB-224</b>



CNC feed and speed available online





# PCD CNC ENGRAVING, V-GROOVING AND CHAMFERING

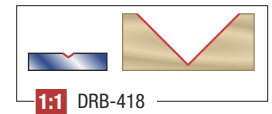
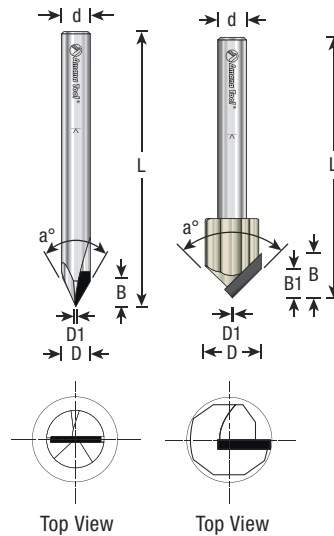
*Diamond Tipped*

## Excellent for V-Grooving and Chamfering:

- Aluminum Composite Material (ACM)
- Carbon Fiber
- Composites
- Hardwood
- Laminate Chipboard and MDF
- Softwood
- Solid Surface
- Synthetic and Homogenous Marble
- Plywood Veneer

## Excellent for Engraving:

- ACM
- Aluminum, Brass & Copper
- Aluminum Composites
- Carbon Fiber
- Composites
- Hardwood
- HDPE
- King Starboard®/  
Marine Building Material
- Laminate Chipboard and MDF
- Metal Alloys that don't contain Iron
- PCB Board
- Phenolic
- Plastics
- Plywood Veneer
- Softwood
- Solid Surface
- Synthetic and Homogenous Marble
- Titanium



a°	ØD	D1	B	B1	Ød	Flute	L	Tool No.
60°	1/4	0.005	1/8	-	1/4	2	2-3/8	DRB-416
90°	1/2	0.10	3/8	1/4	1/4	1	2-1/4	DRB-418 <i>New</i>

**Warning:** Maximum recommended material depth in one pass varies from 0.5mm - 3.0mm depending on the hardness of the material. The harder the material the less the depth.



CNC feed and speed available online




# PCD DOUBLE FLUTE STRAIGHT PLUNGE

*Diamond Tipped • 2 Flute*

Excellent for cutting composite panels and fiberglass. The diamond-tipped cutting edges lasts much longer than carbide-tipped tooling. In the long-run, PCD is the most economical choice.

## Excellent for Cutting:

- Aluminum
- Aluminum Composites
- Aluminum Composite Material (ACM)
- Composites
- Composite Panel
- Custom Composite Materials
- Fiberglass
- Fiberglass Reinforced Composites
- Fiber-Reinforced Structural Foam Floors
- Fiber-Reinforced Urethane
- Laminate
- Lightweight Composites
- MDF
- Particleboard
- Plywood Veneer



ØD	B	Ød	L	Tool No.
1/4	3/4	1/4	3	DRB-420
1/2	3/4	1/2	4	DRB-424

**Warning:** Maximum RPM=12,000



CNC feed and speed available online





## PCD ACM DOUBLE EDGE FOLDING

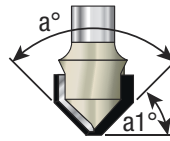
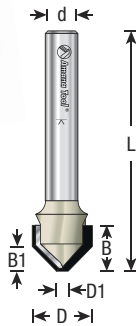
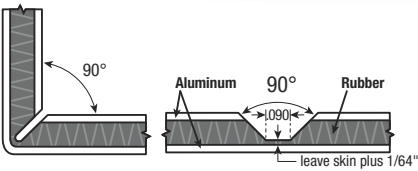
V-Groove for Shaping Aluminum Composite Material Panels  
2 Flute • Diamond Tipped

Designed for shaping Aluminum Composite (sandwich) Materials with 90° angle V-grooves with flat bottom. Widely used for cladding many diverse exterior and interior applications. The long lasting durability of the material makes it an excellent choice for buildings, signage, displays, etc. Routing V-shaped grooves, whereby the aluminum cover and a part of the polyethylene core is removed, allows for folding the remaining material. Ideal for wall panel fabrication.

PCD provides excellent cutting surfaces and extremely long life. Also optimal for panels with mineral core which may meet fire regulations.

### Excellent for Cutting and Scoring:

- Acetate
- Aluminum, Clay, Brass, Bronze, Zinc & Wood Composite Panels
- ACM
- Aluminum Composite Panel (ACP)
- ALPOLIC® Copper Composite Material (CCM)
- Alucobond®
- Alupanel®
- Bakelite
- Dibond®
- Durabond
- e-panel™
- Etalbond®
- Nylon
- Phenolics
- Plastic/Acrylic
- Plexiglas®
- PVC
- Titanium Composite Material (TCM)
- Wood



a°	a1°	ØD	ØD1	B	B1	Ød	L	Tool No.
90°	45°	1/2	0.090 (2.3mm)	3/8	13/64	1/4	2	<b>DRB-450</b>



CNC feed and speed available online



## CNC PCD BALL NOSE New

Diamond Tipped • 2 Flute

If you're looking for the ultimate in tooling you've found it! Our PCD ball nose router bits are designed to eliminate tool marks that commonly appear when used with plastic and solid surface materials. The cutting edge lasts much longer than carbide for extremely long life.

Diamond is the hardest material on the earth. PCD tooling is manufactured in a high-temperature and high-pressure laboratory that fuses diamond particles onto a carbide substrate which allows the diamond to be brazed onto a tool body.

### Excellent for Cutting:

- Carbon Fiber Reinforced Plastic (CFRP)
- Composites
- Plastic
- Wood



R	ØD	B	Ød	L	Tool No.
1/8	1/4	3/8	1/4	2-1/2	<b>DRB-432</b>
3/16	3/8	1/2	3/8	3	<b>DRB-433</b>

**Warning:** Maximum RPM=18,000



CNC feed and speed available online







# CNC PCD SPOILBOARD SURFACING & RABBETING

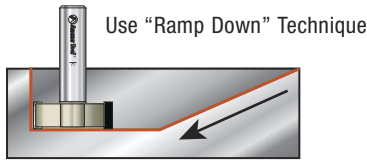
*Diamond Tipped • 2 Flute*

Diamond is the hardest material on the earth. PCD tooling is manufactured in a high-temperature and high-pressure laboratory that fuses diamond particles onto a carbide substrate which allows the diamond to be brazed onto a tool body.

If you're looking for the ultimate in tooling you've found it! Our PCD tipped compression CNC router bits will groove joint rabbet and surface plane a wide variety of tough abrasive materials including composites, particleboard, MDF (both raw or with melamine) veneer and hardwoods. The cutting edge lasts much longer than carbide for extremely long life.

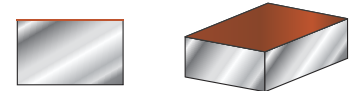
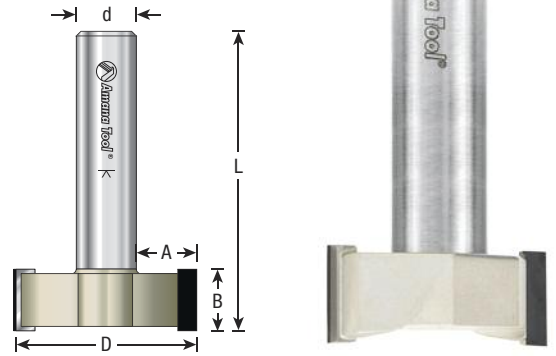
### Excellent for Cutting:

- Aluminum, Bronze & Copper
- Aluminum Composites
- ACM
- Composites
- MDF
- Particleboard
- Plywood Veneer
- Wood

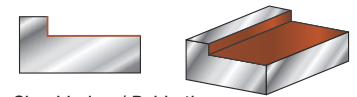


ØD	B	A	Ød	L	Tool No.
1-1/2	1/2	3/8	1/2	2-1/2	DRB-440

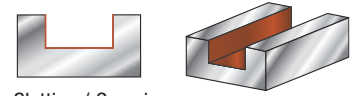
CNC feed and speed available online



Milling / Surfacing / Facing



Shouldering / Rabbeting



Slotting / Grooving



# CNC PCD T-SLOT

*Diamond Tipped • 2 Flute*

T-Slot diamond tipped router (standard T-Slot). Re-sharpen one to two times. Right hand rotation. The diamond-tipped cutting edges lasts much longer than carbide-tipped tooling. In the long-run, PCD is the most economical choice.

If you're looking for the ultimate in tooling you've found it! Our PCD tipped T-slot CNC router bits will groove a wide variety of tough abrasive materials including composites, particleboard, MDF (both raw or with melamine) veneer and hardwoods.

### Excellent for Cutting:

- Aluminum
- Aluminum Composites
- Aluminum Composite Material (ACM)
- Composites
- Hardwood
- MDF
- Melamine
- Particle Board

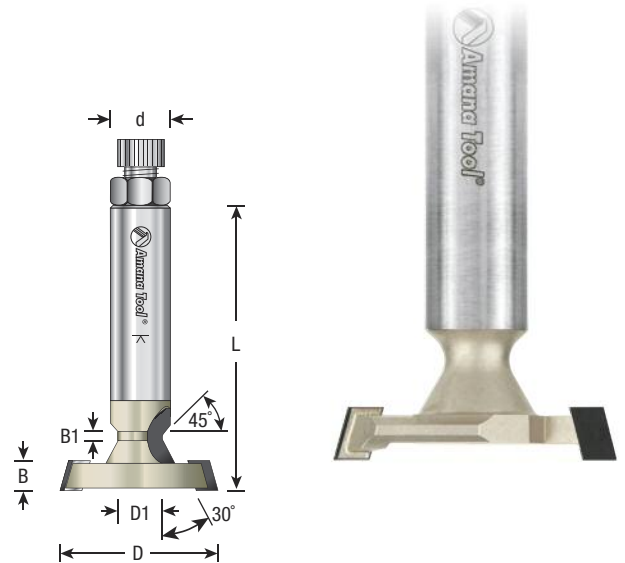
### Benefits of PCD Technology

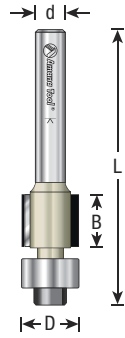
- Harder cutting edge provides higher resistance to wear
- Cut thousands of feet more than carbide without changing tool, saving setup time
- Optimized machine tool efficiency
- Quality of finish is often significantly improved



ØD	B	D1	# of blades	B1	Ød	L	Max RPM	Tool No.
1-3/8	1/4	3/8	2+1	1/16	1/2	2-3/8	30,000	DRB-300-RH

CNC feed and speed available online





## PCD FLUSH TRIM FOR MDF/LAMINATE, ACM & ALUMINUM

*Diamond Tipped • 2 Flute with Ball Bearing Guide*

Diamond is the hardest material on the earth. PCD tooling is manufactured in a high-temperature and high-pressure laboratory that fuses diamond particles onto a carbide substrate, which allows the diamond to be brazed onto a tool body.

If you're looking for the ultimate in tooling, you've found it! Amana's PCD tipped flush trim CNC router bits will trim a wide variety of tough, abrasive materials including composites, particleboard, MDF (both raw or with melamine), veneer and hardwoods. The cutting edge lasts much longer than carbide for extremely long life.

The ultimate flush trim bit for ACM and aluminum. The diamond-tipped cutting edges last much longer than carbide-tipped flush trims, saving you time and money.

### Excellent for Flush Trimming:

- ACM
- ACP
- Aluminum, Clay, Zinc & Wood Composite Panels
- Aluminum
- ALPOLIC® CCM
- Alucobond®
- Alupanel®
- Composites
- Composite Materials
- Dibond®
- Durabond\*\*
- e-panel™
- Etalbond®
- Fiber-Reinforced Urethane
- Fiber-Reinforced Structural Foam Floors
- Fiberglass Reinforced Composites
- Lightweight Composites
- MDF Laminates
- TCM

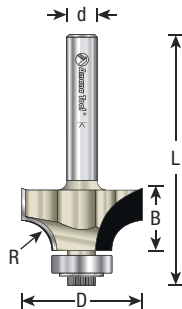
### Benefits of PCD Technology

- Harder cutting edge provides higher resistance to wear
- Cut thousands of feet more than carbide without changing tool, saving setup time
- Optimized machine tool efficiency
- Quality of finish is often significantly improved



ØD	B	Ød	L	Tool No.
1/2	7/16	1/4	2-19/64	<b>DRB-400</b>
1/2	1	1/4	2-53/64	<b>DRB-404</b>

Replacement parts: Bearing #47706; Screw #67018; Washer #67082.



## PCD CORNER ROUND ROUTER BITS

*Diamond Tipped • 2 Flute with 1/2" Diameter Ball Bearing*

If you are looking for the ultimate in tooling, you have found it. Our diamond router bits will cut a wide variety of tough, abrasive materials. The cutting edge lasts much longer than carbide-tipped tooling. In the long-run, PCD is the most economical choice.

### Excellent for Corner Rounding:

- Aluminum
- Aluminum Composites
- ACM
- Chipboard
- Composites
- Custom Composite Materials
- Fiberglass Reinforced Composites
- Fiber-Reinforced Structural Foam Floors
- Fiber-Reinforced Urethane
- Lightweight Composites
- Laminates
- MDF
- Wood



ØD	R	B	Ød	L	RPM	Tool No.
1	1/4	1/2	1/4	2-1/16	24,000	<b>DRB-504</b>

Replacement parts: Bearing #47706; Screw #67096; Washer #67082.



**INDUSTRIAL**

**Signmaking**  
at its finest!

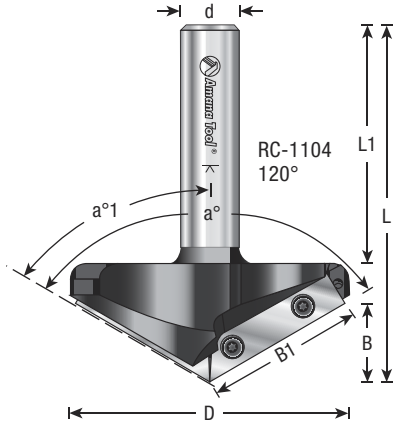
# CNC V-GROOVE, MITER FOLD, SIGNMAKING & LETTERING - 1/4" & 1/2" SHANK

Insert Carbide • Single Flute & 2 Flute • 40° to 160°

Designed for V-Grooving, signmaking, lettering, miter folding and chamfering your material to a perfect joint! Excellent solution for etching. General purpose knives included.



Tool holder sold separately.



RC-1102  
90°



a°	a°1	ØD	B	B1	Flute	Cutting Edges	Ød	L1	L	Gen. Purpose Repl. Knife	Optional MDF Repl. Knife	Torx Screw	Max RPM	Tool No.
40°	20°	47/64	1	1- 1/16	1	1	1/2	1-1/2	2-9/16	RCK-57	RCK-367	67117	28,000	RC-1040
45°	22.5°	13/16	63/64	1- 1/16	1	1	1/4	1-3/8	2-5/16	RCK-56	RCK-350	67117	35,000	RC-1145
45°	22.5°	13/16	1	1- 1/16	1	1	1/2	1-3/8	2-3/8	RCK-56	RCK-350	67117	24,000	RC-1045
45°	22.5°	13/16	1	1- 1/16	1	1	1/2	2-1/2	3-21/32	RCK-56	RCK-350	67117	18,000	RC-1049
46°	23°	27/32	63/64	1- 1/16	1	1	1/2	1-3/8	2-3/8	RCK-56	RCK-350	67117	24,000	RC-1047
50°	25°	7/8	31/32	1- 1/16	1	1	1/2	1-1/2	2-9/16	RCK-56	RCK-350	67117	22,000	RC-1046
60°	30°	1-1/32	29/32	1- 1/16	1	1	1/2	1-3/8	2-7/16	RCK-56	RCK-350	67117	24,000	RC-1108
60°	30°	1-1/16	59/64	1- 1/16	1	1	1/4	1-1/8	2-25/64	RCK-56	RCK-350	67117	24,000	RC-1148 <i>New</i>
70°	35°	1-7/32	7/8	1- 1/16	1	1	1/2	1-1/2	2-9/16	RCK-56	RCK-350	67117	18,000	RC-1048
72°	36°	1-1/4	7/8	1- 1/16	1	1	1/2	1-1/2	2-19/32	RCK-56	RCK-350	67117	18,000	RC-1072 *
90°	45°	1-1/2	3/4	1- 1/16	1	2	1/4	1-3/8	2-5/8	RCK-134	RCK-351	67117	35,000	RC-1142 <i>New</i>
90°	45°	1-1/2	3/4	1- 1/16	1	2	1/2	1-25/32	3	RCK-134	RCK-351	67117	18,000	RC-1102
91°	45.5°	1-1/2	3/4	1- 3/64	1	2	1/4	1-3/8	2-19/32	RCK-119	RCK-352	67117	18,000	RC-1140 <i>New</i>
91°	45.5°	1-1/2	3/4	1- 1/16	1	2	1/2	1-25/32	3	RCK-119	RCK-352	67117	18,000	RC-1100
100°	50°	1-5/8	11/16	1- 1/16	1	2	1/2	1-25/32	3-3/16	RCK-119	RCK-352	67117	18,000	RC-1103
110°	55°	1-3/4	5/8	1- 1/16	1	2	1/2	2	3-3/16	RCK-119	RCK-352	67117	18,000	RC-1105
120°	60°	2-1/32	9/16	1-5/32	2	1	1/2	2	3-1/16	RCK-136	RCK-353	67139	18,000	RC-1104 †
130°	65°	2-1/8	1/2	1-5/32	2	1	1/2	2	3	RCK-137	RCK-354	67115	22,000	RC-1107
140°	70°	2-13/64	13/32	1-11/64	2	1	1/2	2	3-1/16	RCK-59	RCK-346	67117	18,000	RC-1110
150°	75°	2-1/4	19/64	1-5/32	2	1	1/2	2	2-15/16	RCK-137	RCK-354	67115	22,000	RC-1106
140°	70°	3-5/64	1/2	1-1/2	2	1	1/2	1-31/32	3-3/16	RCK-347	—	67139	16,000	RC-1111 <i>New</i>
160°	80°	2-5/16	13/64	1-5/32	2	1	1/2	2	2-25/32	RCK-137	RCK-354	67115	22,000	RC-1109

\* This tool will make 5 sided box. † RC-1104 is suitable for cutting Cristal Plexiglas®.


For the best finishing results, blow cold air on the cut area while cutting, with a low feed rate of 500-1,000mm/min at RPM 6,000-10,000.

Item #'s RC-1100, RC-1102, RC-1103, RC-1105 & RC-1142 allows you to get two uses out of each insert. Once insert knife show signs of wear you can rotate the insert for a brand new cutting edge.

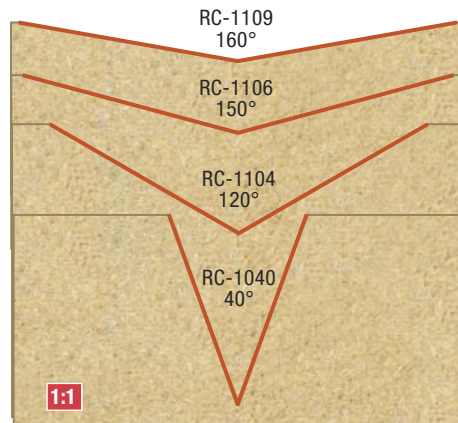
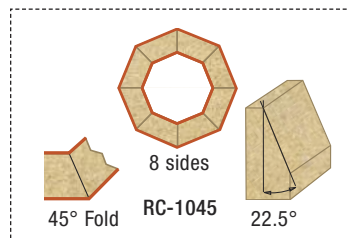
For material cut list see next page.



CNC feed and speed available online



V-Groove, Engrave and Chamfer Cuts

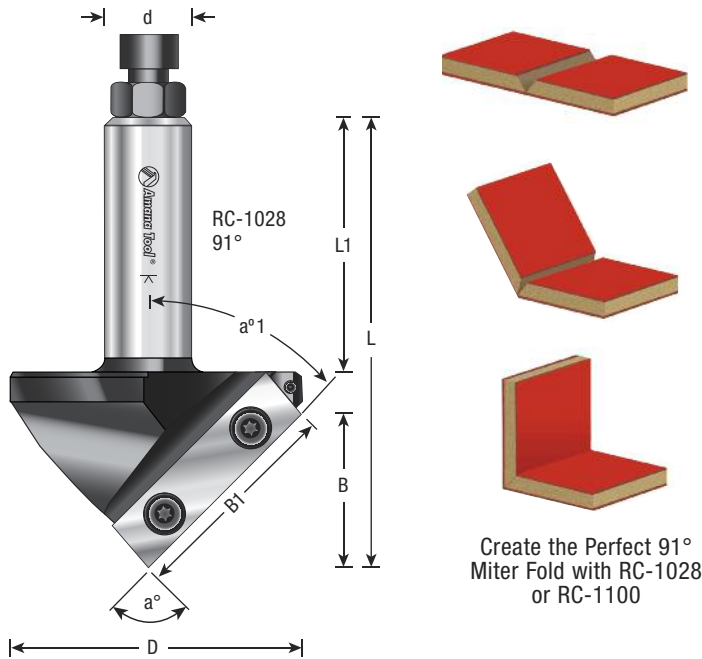




# CNC V-GROOVE, MITER FOLD, SIGMAKING & LETTERING - 3/4" SHANK

Insert Carbide • Single Flute & 2 Flute • 45° to 150°

Innovative CNC tool design uses the highest grade carbide insert knives. Designed for V-Grooving, signmaking, lettering, miter folding and chamfering your material to a perfect joint! Excellent solution for etching. Complete with general purpose knives.



Create the Perfect 91° Miter Fold with RC-1028 or RC-1100



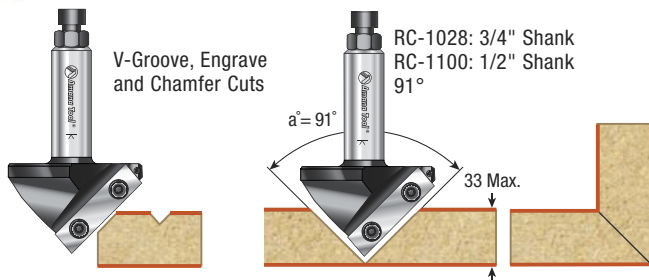
a°	a°1	ØD	B	B1	Flute Edges	Ød	L1	L	Gen. Purpose Repl. Knife	Optional MDF Repl. Knife	Torx Screw	Max RPM	Tool No.
45°	22.5°	1-1/2	1-3/4	1-15/16	1	3/4	2-3/16	4-1/4	RCK-58	RCK-349	67117	18,000	RC-1031 ★
90°	45°	2-5/8	1-9/32	1-27/32	1	3/4	2-5/32	3-13/16	RCK-133	RCK-355	67110	18,000	RC-1030 ★
90°	45°	3	1-1/2	2-1/8	1	3/4	2-1/8	4-23/64	RCK-138	RCK-359	67115	18,000	RC-1034 ★
91°	45.5°	2-5/8	1-5/16	1-3/8	1	3/4	2-3/8	3-7/8	RCK-117	RCK-356	67110	18,000	RC-1028 ★
150°	75°	3-25/32	1/2	1-31/32	2	3/4	2-3/8	3-1/2	RCK-112	RCK-357	67115	13,000	RC-1027 ★

★Warning: These tools have an open flute design (not anti-kickback) and are intended for high feed-rate CNC machine use only. Do not use in portable routers.

▲ Warning: For maximum RPM visit [www.amanatool.com](http://www.amanatool.com)

Item #'s RC-1028, RC-1030 & RC-1034 allows you to get two uses out of each insert. Once knife show signs of wear you can rotate the insert for a new cutting edge.

CNC feed and speed available online



### Excellent For Cutting:

- Foam
- King ColorCore®, The Multi-Color Engravable Polymer Sheet.
- Laminate
- Melamine
- MDF/HDF
- Plastic
- Sign Board
- Solid Surface
- Veneered Plywood
- Wood
- Xanita® Board\*
- 20lbs High Density Urethane

### Excellent For Engraving:

- Aluminum
- Brass
- Bronze
- Copper
- Gold
- Silver
- Carbon Fiber

\*When working with Xanita LightBoard panel (X-board®, X-board® plus) we recommend using MDF knives for better results.



*Folding Shaper Cutter*  
See page 360



**INDUSTRIAL**

# In-Groove™

## CNC Insert Engraving System

1 Flute • For Signmaking, Lettering & Engraving

Industrial quality insert carbide knives produce crisp, clean cuts and last at least twice as long as comparable solid carbide bits.

This engraving system was engineered to quickly interchange inserts while tool body can remain mounted in CNC machine. This minimizes downtime and helps to maintain consistent cutting accuracy. CNC Tool bodies are expertly balanced for virtually no vibration to provide superior cutting results.

### Excellent For Cutting:

- Laminated Materials
- Veneers
- MDF
- Plastics
- Softwood
- Hardwood
- Phenolic
- Solid Surface
- Carbon Fiber
- PCB Board
- HDPE
- King Starboard®
- Aluminum (V-Tip only)
- Brass (V-Tip only)
- Copper (V-Tip only)




## CNC INSERT CARBIDE ENGRAVING SYSTEM SETS

The 8-piece In-Groove collection contains industrial-quality insert carbide knives that can quickly and easily be interchanged while the tool body remains mounted in the CNC machine, minimizing downtime and helping maintain consistent cutting accuracy.



Description	Shank	Overall Length	Tool No.
8-Piece In-Groove Set	1/4	2-1/2	AMS-210
8-Piece In-Groove Set	1/2	2-1/2	AMS-209



### Knives Included with Each Set

QTY	Description
1	Corner Round/Bead Groove Insert Carbide Knife
1	Straight Insert Carbide Knife
3	30° V-Tip Insert Carbide Knives
1	60° V-Tip Insert Carbide Knife
1	1/16" Radius Core Box Insert Carbide Knife



AMS-209

CNC feed and speed available online

# CNC IN-GROOVE™ INSERT ENGRAVING TOOL BODY

Solid carbide insert carbide knives produce crisp, clean cuts and last at least twice as long as comparable solid carbide bits. This industrial engraving tool body was engineered to quickly interchange inserts while the tool body remains mounted in your CNC machine. This minimizes downtime and helps to maintain consistent cutting accuracy. Insert knives sold separately.

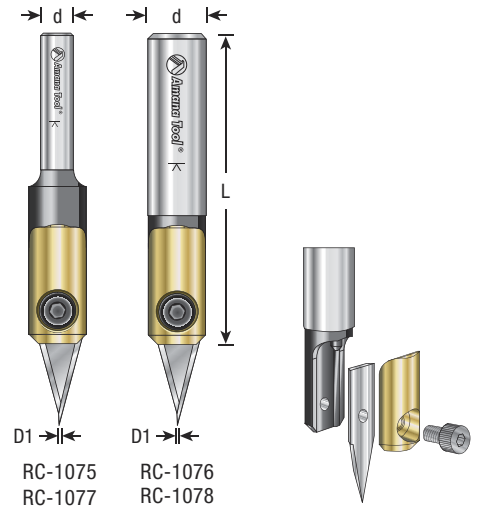
CNC tool bodies are expertly balanced for virtually no vibration for superior cutting results.



Tool Body Shank	Overall Length	Tool No.
6mm	2-1/2	<b>RC-1077 *</b>
1/4	2-1/2	<b>RC-1075 *</b>
12mm	2-1/2	<b>RC-1078 *</b>
1/2	2-1/2	<b>RC-1076 *</b>

\* Insert knives sold separately.

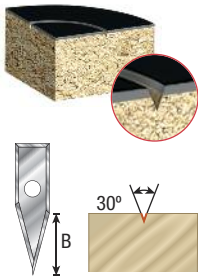
Replacement parts: Hex key #5004; Screw #67127.



## REPLACEMENT IN-GROOVE™ INSERT CARBIDE KNIVES

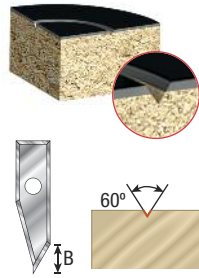
### 30° V-TIPS

Tip Width	B	Tool No.
0.005	16mm(5/8)	<b>RCK-360</b>
0.010	16mm(5/8)	<b>RCK-361</b>
0.020	16mm(5/8)	<b>RCK-362</b>
0.030	16mm(5/8)	<b>RCK-363</b>
0.040	16mm(5/8)	<b>RCK-364</b>
0.060	16mm(5/8)	<b>RCK-366</b>
0.090	16mm(5/8)	<b>RCK-369</b>



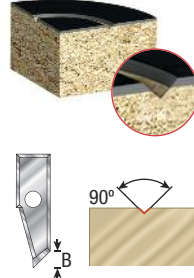
### 60° V-TIPS

Tip Width	B	Tool No.
0.005	7.5mm(9/32)	<b>RCK-380</b>
0.010	7.5mm(9/32)	<b>RCK-381</b>
0.020	7.5mm(9/32)	<b>RCK-382</b>
0.030	7.5mm(9/32)	<b>RCK-383</b>
0.040	7.5mm(9/32)	<b>RCK-384</b>
0.060	7.5mm(9/32)	<b>RCK-385</b>
0.090	7.5mm(9/32)	<b>RCK-386</b>




### 90° V-TIPS

Tip Width	B	Tool No.
0.005	4mm(5/32)	<b>RCK-390</b>
0.010	4mm(5/32)	<b>RCK-391</b>
0.020	4mm(5/32)	<b>RCK-392</b>
0.040	4mm(5/32)	<b>RCK-393</b>




### STRAIGHT PLUNGE

Tip Width	B	Tool No.
1/8	5mm(3/16)	<b>RCK-400</b>
3/16	6mm(15/64)	<b>RCK-402</b>
1/4	7mm(9/32)	<b>RCK-404</b>
5/16	8mm(5/16)	<b>RCK-406</b>




### CORE BOX

Radius	B	Tool No.
1/16	5mm(3/16)	<b>RCK-420</b>
3/32	6mm(15/64)	<b>RCK-422</b>
1/8	7mm(9/32)	<b>RCK-424</b>
5/32	8mm(5/16)	<b>RCK-426</b>



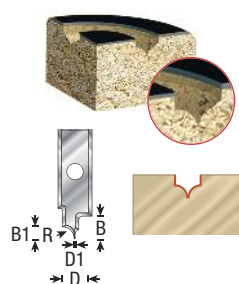
### CORNER ROUND

Radius	B	Tool No.
1/16	8mm(5/16)	<b>RCK-410</b>
3/32	8mm(5/16)	<b>RCK-412</b>
1/8	8mm(5/16)	<b>RCK-414</b>



### POINT ROUND OVER

R	D	D1	B	B1	Tool No.
1/8	17/64	1/64	15/64	1/8	<b>RCK-416</b> <i>New</i>



**Plastic Cutting Knives Available**  
Visit [www.amanatool.com/inplastic](http://www.amanatool.com/inplastic)

CNC feed and speed available online

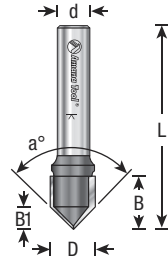





## V-GROOVE SIGNMAKING & LETTERING

Carbide Tipped • Single, 2 & 3 Flute

Cut decorative V-Grooves and lettering on signs with these bits. Use with an edge guide to chamfer and bevel edges.



a°	ØD	B	B1	Ød	L	Flute	Tool No.
60°	1/4	1/8	—	1/4	2-3/8	2	DRB-416
60°	1/4	31/64	7/32	1/4	2	3	45624 * <b>New</b>
60°	1/2	5/8	7/16	1/4	1-3/4	2	45705 † <b>New</b>
60°	1/2	5/8	27/64	1/2	2-1/4	2	45706 † <b>New</b>
90°	1/4	9/16	1/8	1/4	1-1/2	2	45625 *
90°	3/8	7/16	3/16	1/4	1-5/8	2	45700
90°	3/8	7/16	3/16	1/2	2	2	45702
90°	1/2	3/8	1/4	1/4	2-1/4	1	DRB-418 <b>New</b>
90°	1/2	1/2	1/4	1/4	1-5/8	2	45704
90°	1/2	1/2	1/4	1/2	2-1/8	2	45708
90°	5/8	1/2	5/16	1/4	1-5/8	2	45710
90°	5/8	1/2	5/16	1/2	2	2	45712
90°	3/4	5/8	3/8	1/4	1-3/4	2	45714
90°	3/4	5/8	3/8	1/2	2-1/8	2	45716
90°	7/8	5/8	7/16	1/4	1-7/8	2	45718
90°	7/8	5/8	7/16	1/2	2-1/4	2	45720
90°	1	5/8	1/2	1/4	1-7/8	2	45722
90°	1	5/8	1/2	1/2	2-1/4	2	45724
90°	1-1/4	3/4	5/8	1/2	2-1/2	2	45726
90°	1-1/4	15/16	5/8	1/4	2-13/64	2	45751
90°	1-1/2	1	3/4	1/2	2-3/4	2	45728 ♦ ▲ <sup>10</sup>
90°	2	1-3/4	1	1/2	3-1/4	2	45732 ♦ ▲ <sup>12</sup>
100°	1-1/4	53/64	17/32	1/4	2-3/32	2	45752
110°	1-1/4	47/64	7/16	1/4	2	2	45754
110°	32mm	18.8mm	10mm	6mm	50.8mm	2	45740 <b>New</b>
120°	1-1/4	21/32	23/64	1/4	1-59/64	2	45756
120°	32mm	16.7mm	11mm	6mm	48.8mm	2	45742 <b>New</b>
130°	1-1/4	31/64	9/32	1/4	1-3/4	2	45758
130°	32mm	12.3mm	9.5mm	6mm	44.3mm	2	45744 <b>New</b>
140°	32mm	12.1mm	7mm	6mm	44.1mm	2	45746 <b>New</b>
150°	1-1/4	7/16	11/64	1/4	1-11/16	2	45770
150°	32mm	11mm	6mm	6mm	43mm	2	45748 <b>New</b>



▲ Warning: Maximum RPM ▲<sup>10</sup>=10,000; ▲<sup>12</sup>=12,000

† 2 flute 60° V-Groove bit designed for lettering, signmaking and decorative work. \* Solid Carbide

◆ Polycrystalline Diamond (PCD) for extremely long life. Maximum recommended material depth in one pass varies from 0.5mm to 3.0mm depends on the hardness. The harder the material, the less depth.

◆ Use in a table-mounted router. **Not for use in a handheld router!**

## 60° V-GROOVE SIGNMAKING AND LETTERING

Solid Carbide Cutting Head • Single & 3 Flute

Originally developed in Europe specifically for professional signmakers, this bit features an extra-fine 60° point that produces a clean, precise cut. For those intricate lines, this bit is superior to standard V-Groover. Makes crisp, clean cuts in solid woods, MDF and acrylics.



a°	ØD	B	B1	Ød	L	Flute	Tool No.
60°	9/16	1/2	7/16	1/4	2-1/2	1	45731 *
60°	9/16	1/2	7/16	1/4	2-1/4	3	45730
60°	9/16	1/2	7/16	1/2	2-1/4	3	45733

\* Specialty 1-flute bit designed for use with acrylics.



CNC feed and speed available online

# 30°, 45° AND 60° ENGRAVING

1/4" Shank • Solid Carbide • Single Flute

For extra-fine carving and lettering details for signmaking in wood, plastic, aluminum and solid surface materials.

## 30° Single Flute

t = tip width	B	Ød	L	Tool No.
0.005		1/4	2-1/4	45771
0.010		1/4	2-1/4	45772
0.0108		1/4	2	45620 <i>New</i>
0.020		1/4	2	45773
0.030		1/4	2-1/4	45774
0.035		1/4	2	45621 <i>New</i>
0.040		1/4	2	45775
0.060		1/4	2-1/4	45776
0.090		1/4	2	45777
0.005 to 0.090		30° Set (7 Pcs.)	2	45779

## 45° Single Flute

t = tip width	Ød	L	Tool No.
0.025	0.272	2	45622 <i>New</i>
0.042	0.242	2	45623 <i>New</i>

## 60° Single Flute

t = tip width	Ød	L	Tool No.	
0.005	1/4	2	45760	
0.010	1/4	2	45761	
0.020	1/4	2	45763	
0.030	1/4	2	45765	
0.040	1/4	2	45766	
0.060	1/4	2	45767	
0.090	1/4	2	45768	
0.005 to 0.090		60° Set (7 Pcs.)	2	45769

CNC feed and speed available online

**Warning:** Maximum RPM=28,000

# "ZERO-POINT" 90° V-GROOVE & ENGRAVING

Solid Carbide • 2 Flute

Designed for beveling or V-Grooving 90°.



**Excellent For Cutting:**

- Wood
- Aluminum
- Brass
- Bronze
- Copper
- Gold
- Silver
- MDF
- Lexan™
- Composite
- Soft Plastics
- Hard Plastics
- Solid Surfaces (Corian®, Formica®, etc)
- Laminated Chipboard/Plywood

a°	ØD	B	B1	Ød	L	Tool No.
90°	1/8	5/8	1/16	1/8	2	45608 <i>New</i>
90°	1/8	5/8	1/16	1/4	2-1/4	45609 <i>New</i>
90°	3/16	5/8	3/32	1/4	2	45610
90°	1/4	3/4	1/8	1/4	2-1/4	45612
90°	3/8	3/4	3/16	3/8	2-1/2	45614

CNC feed and speed available online

# "ZERO-POINT" 60° & 90° V-GROOVE *New*

Carbide Tipped • 2 Flute

Cut decorative V-Grooves and lettering on signs. Use with an edge guide to chamfer and bevel edges.

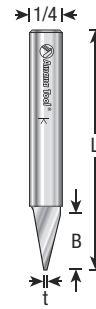
For material cut list visit [www.amanatool.com](http://www.amanatool.com).



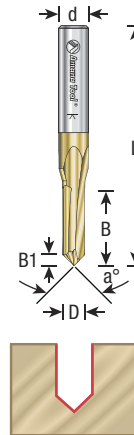
a°	ØD	B	B1	Ød	L	Tool No.
60°	1/2	9/16	13/32	1/4	2-1/4	45707
90°	3/8	1/2	11/64	1/4	2-1/4	45701
90°	1/2	1/2	15/64	1/4	2-1/4	45703

3-Pc set includes tool #'s 45771 (30°), 45707 (60°) and 45701 (90°) **AMS-129**


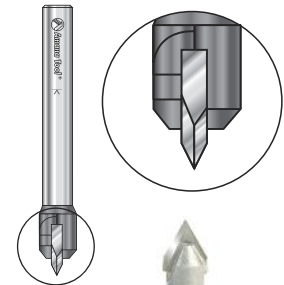
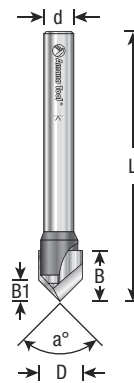
CNC feed and speed available online



7-pc Set #45769



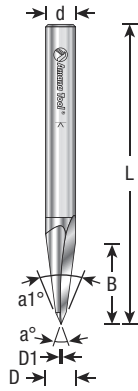
**ZrN COATED BITS**



3-pc Set #AMS-129



40782      45628      45782



## CARVING/ENGRAVING

*Solid Carbide • 2 Flute*

For fine-line “engraving” in wood and composite materials, use either of these compact bits. Two-flute configuration and modest length (which minimizes vibration) combine to produce crisp, clean cuts.



a°	a1°	ØD	D1	B	Ød	L	Tool No.
15°	45°	1/4	0.020	0.666	1/4	2-1/2	<b>45628</b> <i>New</i>
15°	-	1/4	0.063	21/32	1/4	2-1/2	<b>45627</b> <i>New</i>
15°	-	3/16	0.070	1/2	1/4	2	<b>45780</b>
60°	-	1/4	0.025	3/16	1/4	1-5/16	<b>45782</b>



## CARVING LINER

*Solid Carbide • Single Flute*

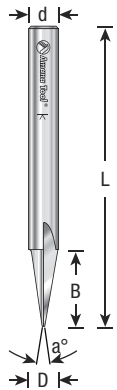
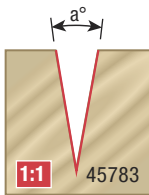
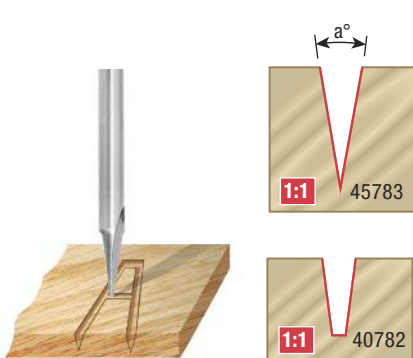
For extra-fine carving and lettering details.

**Excellent For Carving:**

- Aluminum
- Brass
- MDF/Laminate
- Plywood
- Silver
- Wood



a°	ØD	ØD1	B	Ød	L	Tool No.
15°	1/8	0.07	0.400	1/8	2-1/4	<b>40782</b> <i>New</i>
18°	1/4	-	5/8	1/4	2-1/2	<b>45783</b>
22°	1/4	0.017	0.648	1/4	2-1/2	<b>40784</b> <i>New</i>



## LETTERING 60° ANGLE

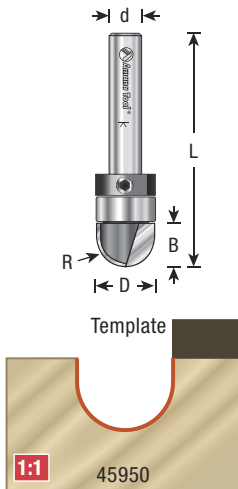
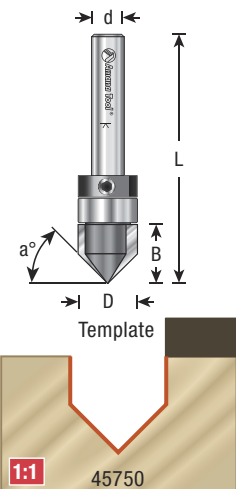
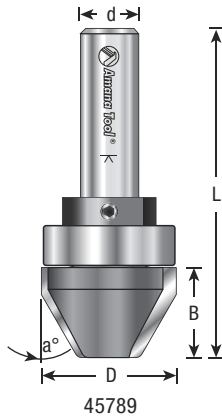
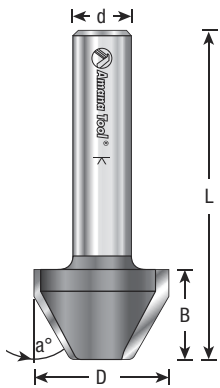
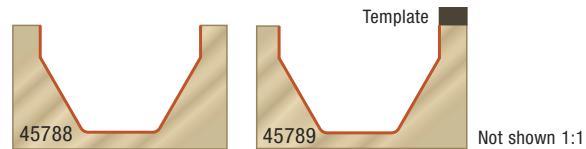
*Carbide Tipped • 2 Flute • Designed For Signmaking*

The 60° cutting angle expels excess material quickly and eliminates chipping and splintering. For use in hardwood, softwood, plywood and composition material.



ØD	a°	B	Ød	L	Tool No.
1-1/8	60°	3/4	1/2	2-3/4	<b>45788</b>
1-1/8	60°	3/4	1/2	2-3/4	<b>45789</b> †

† Not for use in CNC machines. \* Replacement parts: Bearing #47738; Collar #47740.



## CORE BOX AND V-GROOVE

*Carbide Tipped • 2 Flute with Upper Ball Bearing*


Designed for fluting and V-Grooving cuts guided by a template or pattern. The ball bearing pilot rides along the template edge, and the cutter duplicates the template contour in the work-piece. With a handheld router, the template must be on top of the work-piece. With a table-mounted router, the template must be on bottom of the work-piece.



ØD	a°	R	B	Ød	L	Type	Tool No.
1/2	90°	—	1/2	1/4	2	V-Groove	<b>45750</b> *
1/2	—	1/4	3/8	1/4	2	Core Box	<b>45950</b>

Replacement parts: Bearing #47701; Collar #47724.

\* **NOTE:** 90° V-Groove bit is for decorative purposes and is not intended for 'miter-folding', etc.





## 8-PC. STARTER SIGNMAKING #III

1/4" & 1/2" Shank • Carbide Tipped & Solid Carbide Router Bit Collection

Designed specifically for 2D/3D, signmaking, lettering and engraving applications.

### Expand Your Creativity

This signmaking collection is specially designed for creating signs and other CNC projects in a variety of materials. For the most demanding signmaking, lettering and engraving tasks.

### Excellent For Cutting:

- Aluminum, Brass, Bronze, Copper & Titanium
- Dibond®
- Fiberglass
- Fiberglass PCB Board
- Foam Board
- Graphite
- HDPE
- Laminate
- MDF/HDF
- Phenolic Composites
- Sign Foam, Sign Board & HDU
- Wood
- 20lbs High Density Polyurethane



Angle	Dia.	Radius	Cut Length	Shank	Length	Type	Tool No.
—	1/2	1/4	3/8	1/2	2-1/8	Core Box	45912
—	1-1/2	—	5/8	1/2	2-3/4	Mortising	45566
7.5°	3/16	—	1/2	1/4	1-11/16	V-Groove	45780
90°	5/8	—	1/2	1/2	2	V-Groove	45712
—	1/8	—	1/2	1/4	2	Spiral Plunge	46200
—	1/4	—	1	1/4	2-1/2	Spiral Plunge	46415
5.4°	1/16	1/32	1	1/4	3	2D/3D Carve	46282
0.10°	1/4	1/8	1-1/2	1/4	3	2D/3D Carve	46294
Complete 8-Pc Set							<b>AMS-133</b>



AMS-133

## 8-PC. CNC GENERAL PURPOSE

1/4" Shank • Carbide Tipped & Solid Carbide Router Bit Collection

This 1/4" shank collection was designed for CNC profiling, 2D and 3D profiling and carving in plastics, aluminum and wood. Each router bit is manufactured from Amana's exclusive grade carbide according to stringent quality standards.

### Excellent For Cutting:

- Aluminum, Brass, Bronze, Copper & Titanium
- ACM
- Composite
- Durabond
- Fiberglass
- Fiberglass PCB Board
- Graphite
- MDF/HDF
- Phenolic Composites
- Plastic PVC & Acrylic
- Plexiglas®
- Sign Foam, Sign Board & HDU
- Wood



Angle	Dia.	Radius	Cut Height	Shank	Length	Type	Tool No.
90°	1/2	—	1/2	1/4	1-5/8	V-Groove	45704
60°	1/2	—	5/8	1/4	1-3/4	V-Groove	45705
—	1/4	1/8	1/2	1/4	2-1/2	Spiral Ball Nose	46426
—	1/4	3/32	1/2	1/4	2-1/2	Spiral Ball Nose	46424
—	1/4	—	1	1/4	2	Spiral Plunge	46248
—	1/8	—	1/2	1/4	2	Spiral Plunge	46341
—	1/4	—	1	1/4	2-1/2	Spiral Plunge	46348
5.4°	1/16	1/32	1	1/4	3	2D/3D Carve	46282
Complete 8-Pc Set							<b>AMS-134</b>



AMS-134



## 8-PC. CNC STARTER SIGNMAKING



1/4" & 1/2" Shank • Carbide Tipped, Solid Carbide & Insert Carbide Router Bit Collection

Designed specifically for 2D/3D, signmaking, lettering and engraving applications.

### Expand Your Creativity

The set is specially designed for creating signs and other CNC projects in a variety of materials. For the most demanding signmaking, lettering and engraving tasks.

### Excellent For Cutting:

- Aluminum, Brass, Bronze, Copper
- Carbon Fiber
- Laminate
- MDF
- Melamine
- Plastic/Acrylic
- Solid Surface
- Wood
- Veneered Plywood



AMS-130

Angle	Dia.	Cut Height	Shank	Length	Type	Includes
60°	1/2	5/8	1/4	1-3/4	V-Groove	45705
7.5°	3/16	1/2	1/4	1-11/16	V-Groove	45780
—	1/4	5/8	1/4	2	Aluminum 'O' Flute	51402
—	1/4	3/4	1/4	2	Aluminum 'O' Flute	51404
—	1/4	1/2	1/4	2-1/2	Spiral Ball Nose	46426
45°	13/16	7/8	1/2	2-3/8	Insert V-Groove	RC-1045
90°	1-1/2	3/4	1/2	3	Insert V-Groove	RC-1102
—	—	—	In-Groove™ with 30° V-Tip Insert Knife			RC-1075
Complete 8-Pc Set						AMS-130

## New 8-PC. CNC STARTER

1/4" Shank • Carbide Tipped, Solid Carbide & Insert Carbide Router Bit Collection



Designed for a wide variety of applications. Each router bit is manufactured from Amana's exclusive grade carbide according to stringent quality standards.

### Excellent For Cutting:

- Aluminum, Brass, Bronze, Copper
- Carbon Fiber
- Laminate
- MDF
- Melamine
- Plastic/Acrylic
- Solid Surface
- Wood
- Veneered Plywood



AMS-164

### Includes

43608, 51402, 51421, 46438, 51454, 46170-K, RC-2245 & 45210

### Set No.

AMS-164

## New 5-PC. CNC STARTER ENGRAVING

1/4" Shank • Carbide Tipped & Solid Carbide Router Bit Collection



Designed for a wide variety of applications. Each router bit is manufactured from Amana's exclusive grade carbide according to stringent quality standards.

### Excellent For Engraving:

- ACM
- Aluminum, Brass, Bronze, Copper
- Composite
- Fiberglass
- Foam
- Laminate
- MDF
- Plastic/Acrylic
- Wood
- Veneered Plywood



AMS-127

### Includes

46282, 46286, 46102, 45705 & 45700

### Set No.

AMS-127

## 4-PC. CNC V-GROOVE 2D/3D SIGNMAKING, LETTERING AND ENGRAVING

1/2" Shank • Insert Carbide Router Bit Collection



See page 45 for material cut list.

**Warning:** For maximum RPM visit [www.amanatool.com](http://www.amanatool.com)



**Includes**

RC-1045 (45°), RC-1108 (60°), RC-1102 (90°) & RC-1104 (120°)

**Set No.**

**AMS-150**



AMS-150

## 8-PC. CNC STARTER SIGNMAKING #II

1/4" Shank • Carbide Tipped, Solid Carbide  
& Insert Carbide Router Bit Collection



For material cut list visit [www.amanatool.com](http://www.amanatool.com).



**Includes**

51404, 45226, RC-2248, RC-1145, 46374, 46284, 51402 & 46202

**Set No.**

**AMS-131**



AMS-131

## 8-PC. CNC SPECIALTY MULTI-MATERIAL

1/8" Shank • Solid Carbide Spiral  
Router Bit Collection



For material cut list visit [www.amanatool.com](http://www.amanatool.com).



**Includes**

51470, 51461, 46291, 51410, 46269, 46260, 46180, 46127 & RB-120

**Set No.**

**AMS-171**



AMS-171

## 8-PC. CNC SPIRAL COMPRESSION, TAPERED & STRAIGHT

1/4" Shank • Solid Carbide  
Router Bit Collection



For material cut list visit [www.amanatool.com](http://www.amanatool.com).



**Includes**

46100, 46102, 46200, 46202, 46170, 46248, 43828 & 46280

**Set No.**

**AMS-137**



AMS-137

## 8-PC. CNC ARTIST SIGNMAKING

1/4" Shank • Carbide Tipped & Solid Carbide Router Bit Collection



**Excellent For Cutting:**

- Aluminum, Brass,
- Bronze, Copper
- Carbon Fiber
- Laminate
- MDF
- Melamine
- Plastic/Acrylic
- Solid Surface
- Wood
- Veneered Plywood



**Includes**

46369, 45226, 45704, 46282, 45200, 46102, 45783 & RC-1075

**Set No.**

**AMS-178**



AMS-178



AMS-128

## 8-PC. CNC V-CARVING

1/4" Shank • Carbide Tipped & Solid Carbide Router Bit Collection



Excellent For Cutting:

- Aluminum, Brass, Bronze, Copper
- Carbon Fiber
- Laminate
- MDF
- Melamine
- Plastic/Acrylic
- Solid Surface
- Wood
- Veneered Plywood



Includes

Set No.

45783, 45780, 45771, 45700, 45705, 46280, 46282 & RC-1075 (with RCK-360) **AMS-128**

**New**

## 8-PC. V-GROOVE FOR ACM PANELS

1/4" Shank • Insert Carbide, Carbide Tipped & Solid Carbide Router Bit Collection



AMS-151

For Scoring Aluminum Composite Materials Including:

- Aluminum, Clay, Zinc & Wood Composite Panels
- Aluminum Composite Material (ACM)
- Aluminum Composite Panel (ACP)
- ALPOLIC® Copper Composite Material (CCM)
- Alucobond®
- Alupanel®
- Dibond®
- Durabond
- e-panel™
- Etalbond®
- Phenolics
- Plastic/Acrylic
- Plexiglas®
- Titanium Composite Material (TCM)
- Wood



Includes

Set No.

45792, 45795, 45798, 45745, 45762, RC-45716, 51402 & 51502 **AMS-151**

## 8-PC. CNC GENERAL PURPOSE

1/2" Shank • Carbide Tipped, Solid Carbide & Insert Carbide Router Bit Collection



For material cut list visit [www.amanatool.com](http://www.amanatool.com).



AMS-170



Includes

Set No.

45411, RC-1102, 46188, 46380, 46206, 46106, RC-2250 & RC-1076 (with RCK-360) **AMS-170**

## 10-PC. CNC 3D, SIGNMAKING, LETTERING AND ENGRAVING

1/2" Shank • Carbide Tipped, Solid Carbide & Insert Carbide Router Bit Collection



Excellent For Cutting:

- Aluminum, Brass, Bronze, Copper
- Carbon Fiber
- Laminate
- MDF
- Plastic/Acrylic
- Solid Surface
- Wood
- Veneered Plywood



Includes

Set No.

RC-2250, RC-1045, 45733, 45422, 46206, 46380, 46190, 46192, RC-1102 & RC-1076 (with RCK-360)

**AMS-138**



## 18-PC. CNC ADVANCED SIGNMAKING

1/4" Shank • Carbide Tipped,  
Solid Carbide & Insert Carbide  
Router Bit Collection



**Includes**

**Set No.**

RC-45910, 56125, 45783, RC-45711, 45780, 45705, 45751, 45756, 46170, 46102, 46376,  
RC-2248, 51454, 51411, 46282, 51404, 51402 & RC-1075 (with RCK-360) **AMS-132**

For material cut list visit [www.amanatool.com](http://www.amanatool.com).

## 18-PC. CNC ADVANCED GENERAL PURPOSE

1/2" Shank • Carbide Tipped,  
Solid Carbide & Insert Carbide  
Router Bit Collection



**Includes**

**Set No.**

RC-2250, RC-1045, RC-1108, RC-1102, 45733, 45794, 45408, 45418, 45422, 45426,  
46106, 46206, 46174, 46188, 46356, 45932, 46380 & RC-1076 (with RCK-360) **AMS-139**

For material cut list visit [www.amanatool.com](http://www.amanatool.com).

## 18-PC. CNC SPECIALTY MULTI-MATERIAL

1/8" Shank • Solid Carbide  
Router Bit Collection



**Includes**

**Set No.**

51470, RB-102(2), 51471, 51506, 51461, 46291, 46295, 51415, 51410(2),  
51510, 46269, 46373, 46260, 46180(2), 46127, 46227 & 46240 **AMS-173**

For material cut list visit [www.amanatool.com](http://www.amanatool.com).

## 18-PC. CNC SPECIALTY MULTI-MATERIAL

1/4" Shank • Solid Carbide  
& Insert Carbide  
Router Bit Collection



**Includes**

**Set No.**

51464, 51454, 51402, 51411, 51404, 46272, 45762, 46280, 46282, 46426,  
46094, 46376, 46102, 46100, 46202, 46200, 46170 & RC-2249 **AMS-176**

For material cut list visit [www.amanatool.com](http://www.amanatool.com).



**INDUSTRIAL**

# Master CNC

## Router Bit Collection

Set #AMS-CNC-58





**Set #AMS-CNC-58**

**58-PC. CNC MASTER  
ADVANCED MATERIAL**



*Carbide Tipped, Solid Carbide & Insert Carbide Router Bit Collection*

58 pieces of the most versatile CNC, industrial, high performance solid carbide, carbide-tipped and solid carbide insert router bits. Stored in a freestanding or wall-mounted wood display with locking clear acrylic door that measures 27-1/2" H x 22-1/2" W x 6" D.

**Excellent For Cutting:**

- Aluminum, Brass, Bronze, Copper, Gold, Silver & Titanium
- ACM
- Aluminum FoamCore
- Composite
- Corrugated Polypropylene
- Durabond®
- Fiberglass
- Fiberglass PCB Board
- FoamCore
- Gator Board
- Graphite
- Melamine
- MDF/HDF
- Laminate
- Phenolic Composites
- Plastic, Acrylic & Plexiglas®
- Sign Foam, Sign Board & HDU
- Solid Surface
- Steel and Stainless Steel
- Veneered Plywood
- Wood
- Xanita® X-Board™ & Lightboard™

**The Ultimate CNC Cutting Solution for Advanced Material Types!**

**2D/3D Carving ZrN Coated**

- 46280** 3D Carving Ball Nose 1/32" Dia., 6.2°
- 46280** 3D Carving Ball Nose 1/32" Dia., 6.2°
- 46282** 3D Carving Ball Nose 1/16" Dia., 5.4°
- 46286** 3D Carving Ball Nose 1/8" Dia., 3.6°
- 46284** 3D Carving Ball Nose 1/8" Dia., 1.0°
- 46294** 3D Carving Ball Nose 1/4" Dia., 0.10°
- 46490** 3D Carving Extra-Long Ball Nose 1/4" Dia., 0.10°
- RB-116** Reduction Bushing 1/2" to 1/4"
- 46292** 3D Carving Flat Bottom 1/8" Dia., 0.10°

**Ball Nose**

- 46424** Spiral 3/16" Dia., 3/32" Radius
- 46426** Spiral 1/4" Dia., 1/8" Radius
- 46376** Spiral 1/4" Dia., 1" Cut Length
- 46380** Spiral 1/2" Dia., 1-1/4" Cut Length
- 46384** Spiral 1/2" Dia., 2-1/8" Cut Length

**MDF/Laminate**

- 46180** Compression Spiral 1/8" Dia., 13/16" Cut Length
- RB-102** Reduction Bushing 1/4" to 1/8"
- 46170** Compression Spiral 1/4" Dia., 7/8" Cut Length
- 46172** Compression Spiral 3/8" Dia., 1-1/4" Cut Length
- RB-122** Reduction Bushing 1/2" to 3/8"
- 46188** Compression Spiral 1/2" Dia., 1-1/4" Cut Length

**Steel Cutting AlTiN Coated**

- 51460** Spiral End Mill 1/8" Dia., 3/8" Cut Length
- 51464** Spiral End Mill 1/4" Dia., 5/8" Cut Length
- 51467** Spiral End Mill 3/8" Dia., 1/2" Cut Length
- RB-122** Reduction Bushing 1/2" to 3/8"

**Plastic 'O' Flute**



- 51410** Spiral 1/8" Dia., 1/2" Cut Length
- RB-102** Reduction Bushing 1/4" to 1/8"
- 47640** 1/4" Extension Adapter for CNC, 1/2" Shank
- 51411** Spiral 1/8" Dia., 1/2" Cut Length
- 51417** Spiral 3/16" Dia., 5/8" Cut Length
- 51404** Spiral 1/4" Dia., 3/4" Cut Length
- 51405** Spiral 1/4" Dia., 1" Cut Length
- 51504** Spiral 1/4" Dia., 3/4" Cut Length
- 43500** Straight 1/8" Dia., 1/2" Cut Length

**Aluminum 'O' Flute**



- 51406** Spiral 1/8" Dia., 5/16" Cut Length
- RB-102** Reduction Bushing 1/4" to 1/8"
- 51474** Spiral 1/8" Dia., 1/4" Cut Length
- 51454** Spiral 1/8" Dia., 1/2" Cut Length
- 51408** Spiral 3/16" Dia., 1/2" Cut Length
- 51502** Spiral 1/4" Dia., 5/8" Cut Length
- 51402** Spiral 1/4" Dia., 5/8" Cut Length

**Aluminum Composite Material (ACM)**

- 45798** 135° V Groove, 23/32" Dia.
- 45792** 90° V Groove, 1/2" Dia.
- 45795** 108° V Groove, 1/2" Dia.

**Signmaking**

- 45783** 9° Carving Liner, 1/4" Dia.
- RC-1075\*** 1/4" Shank CNC Tool Body
- RCK-360\*** 30° V Groove Solid Carbide Insert Knife
- RC-1045\*** 45° Insert CNC V Groove, 13/16" Dia.
- RC-1108\*** 60° Insert CNC V Groove, 1-1/32" Dia.
- RC-1102\*** 90° Insert CNC V Groove, 1-1/2" Dia.

**Wood/MDF**

- RC-2250\*** Mini Insert Spoilboard 1-1/2" Dia.
- 46102** Spiral Flute Plunge 1/4" Dia., Up-Cut
- 46202** Spiral Flute Plunge 1/4" Dia., Down-Cut

**Foam**

- 46270** Spiral 1/8" Dia., 1-1/8" Cut Length
- 46272** Spiral 1/4" Dia., 2-1/4" Cut Length

**Composites, Honeycomb & ZrN Coated**

- 46308** Honeycomb Spiral 3/8" Dia., 1-1/4" Cut Length
- RB-122** Reduction Bushing 1/2" to 3/8"
- 46306** Honeycomb Hogger Spiral 1/4" Dia.
- RB-116** Reduction Bushing 1/2" to 1/4"
- 46094** Composites Spiral 1/4" Dia.

\*Items from Amana Tool® Industrial Division.

**AMS-CNC-58**

We have the tool you need for every CNC application. Whether it's aluminum, cabinet making, signmaking, we have created a versatile mix of router bits to accomplish your project.

Keep your tools secure and clean with locking acrylic cabinet door. All bits are organized by material-type for easy tool selections.

**Set Includes**

- Top Selling 58 SKUS
- Plywood Veneer Lockable Cabinet
- Plastic Bushings Keep Bits Straight & Rust-Free

**52-PC. CNC MASTER  
ADVANCED MATERIAL**



*Carbide Tipped, Solid Carbide & Insert Carbide Router Bit Collection*

52 pieces of the most versatile CNC, industrial, high performance solid carbide, carbide tipped and solid carbide insert router bits.

Stored in a freestanding or wall mounted wood display with locking clear acrylic door that measures 27-1/2" H x 22-1/2" W x 6" D.

Visit [www.amanatool.com](http://www.amanatool.com) for full details.



**Set #AMS-CNC-52**



**INDUSTRIAL**

# Straight Plunge


## Router Bits

- Extra strong carbide, lasts 200% longer
- New generation of high wear outstanding carbide
- Superior geometric design provides super clean cuts
- Cost effective



In choosing a straight bit for any application, always select one with the shortest cutting edges and the shortest overall length that will reach the required cut depth. Excessive length intensifies deflection and vibration, which degrade cut quality and lead to tool breakage.

A single-flute bit should be used where cut speed is more important than cut finish. Making one cut per revolution is faster than making two or three. Improved chip clearance is possible with a single flute configuration. The result: fast cuts.



### HIGH PRODUCTION STRAIGHT PLUNGE

*Carbide Tipped • Single Flute*

1/4" and 3/8" Shank



ØD	B	Ød	L	Tool No.
1/8	7/16	1/4	2	45100
3/16	7/16	1/4	2	45102
1/4	1/2	1/4	2	45104
1/4	3/4	1/4	2	45106
1/4	1	1/4	2-1/4	45108
1/4	1	1/4	3-1/4	45110*
3/8	1	3/8	2-1/2	45300



\* Specifically designed for air powered routers as used in the boat manufacturing industry.

### HIGH PRODUCTION STRAIGHT PLUNGE

*Carbide Tipped • Single Flute*

1/2" Shank



ØD	B	Ød	L	Tool No.
1/4	3/4	1/2	2-1/2	45304
3/8	1	1/2	2-3/4	45302
5/16	3/4	1/2	2-1/2	45306
1/2	3/4	1/2	2-3/8	45307
1/2	1-1/4	1/2	2-7/8	45308
1/2	1-1/2	1/2	3-1/8	45310
1/2	2	1/2	4-1/4	45312
1/2	2-1/2	1/2	4-3/8	45313
9/16	1-1/4	1/2	2-7/8	45314

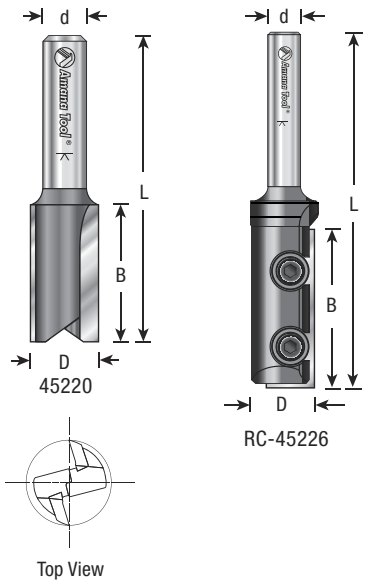
# HIGH PRODUCTION STRAIGHT PLUNGE

Carbide Tipped • 2 Flute • 1/8" and 1/4" Shank

Use a two-flute bit where fine finish is paramount. Two flutes balance the bit, eliminating vibration that degrades the cut finish. Two cuts per revolution yield a smooth surface, but feed rate is slightly reduced.



ØD	B	Ød	L	Tool No.
1.3mm	4.5mm	1/4	1-7/8	45260 †
1/16	3/16	1/8	1-1/2	46480 ++
1/16	3/16	1/4	1-5/8	45190 ~†
5/64	3/16	1/4	1-3/4	45191 ~†
3/32	1/4	1/8	1-1/2	46482 ++
3/32	1/4	1/4	1-3/4	45192 ~†
1/8	7/16	1/8	1-1/2	45199 ++
1/8	7/16	1/4	2	45200 ~†
5/32	7/16	1/4	2	45201 ~
3/16	7/16	1/8	1-1/2	45198
3/16	7/16	1/4	2	45202 ~
3/16	5/8	1/4	2-3/16	45239
13/64	3/4	1/4	2	45217
7/32	3/4	1/4	2	45206
15/64	3/4	1/4	2	45203
1/4	1/2	1/4	2	45204
1/4	3/4	1/4	2	45208
1/4	3/4	1/4	3	DRB-420
1/4	1	1/4	2-1/4	45210
1/4	1	1/4	2-1/2	45210-01 <b>New</b>
1/4	1	1/4	3	45210-3 <b>New</b>
1/4	1	1/4	3-3/4	45210-3.75 <b>New</b>
1/4	1	1/4	2-7/8	45211 *
1/4	1	1/4	3-1/4	45205 * <b>New</b>
9/32	1	1/4	2-1/4	45212
9/32	1	1/4	3	45212-01 <b>New</b>
5/16	3/4	1/4	2	45242
5/16	1	1/4	2-1/4	45214
5/16	1	1/4	2-3/4	45214-01 <b>New</b>
3/8	3/4	1/4	2	45216
3/8	1	1/4	2	45218S
3/8	1	1/4	2-1/4	45218
3/8	1-1/4	1/4	2-1/2	45220
13/32	1	1/4	2-1/2	45193 <b>New</b>
7/16	1	1/4	2-1/8	45222
15/32	3/4	1/4	2	45223
31/64	3/4	1/4	2-1/4	45194 <b>New</b>
1/2	3/4	1/4	1-3/4	45224
1/2	3/4	1/4	2-1/4	45224-01 <b>New</b>
1/2	1	1/4	2-1/8	45226
1/2	1	1/4	2-13/16	45244
1/2	1-3/16	1/4	2-5/8	RC-45226
1/2	1-1/4	1/4	2-1/2	45245
9/16	3/4	1/4	2-1/8	45227
19/32	3/4	1/4	2-1/4	45238-01 <b>New</b>
5/8	3/4	1/4	2	45228
5/8	1	1/4	2-1/4	45247
5/8	1-1/4	1/4	2-7/8	45249
11/16	3/4	1/4	2	45229
23/32	3/4	1/4	2	45231
3/4	3/4	1/4	2	45230
3/4	3/4	1/4	2	RC-1024
3/4	1	1/4	2-1/4	45251
3/4	1	1/4	2-5/8	45251-01 <b>New</b>
13/16	3/4	1/4	2	45232
7/8	3/4	1/4	2	45234
1	3/4	1/4	2	45236



### Excellent For Cutting:

- Wood
- MDF
- Plywood



- † Not guaranteed due to extremely small diameter.
- ~ With solid carbide cutting edge.
- \* Not guaranteed due to extreme length.
- ++ Solid carbide.
- Polycrystalline Diamond (PCD) for extremely long life.
- Replacement Knife #AMA-30 (tool #RC-45226 - single flute).
- Replacement Knife #AMA-12 (tool #RC-1024 - 2 flute).



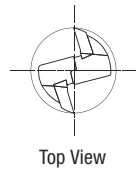

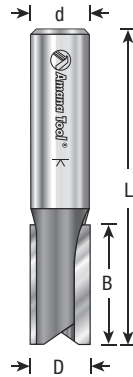
# HIGH PRODUCTION STRAIGHT PLUNGE

Carbide Tipped • 2 Flute • 1/2" Shank

AMAX extended life carbide features a 200% longer tool life, a superior geometric design and super clean cuts in wood, MDF and plywood.



**AMAX**  
HARDER CARBIDE  
FOR EXTENDED LIFE



ØD	B	Ød	L	Tool No.
1/4	3/4	1/2	2-1/2	45408 ~
1/4	1	1/2	2-3/4	45486
9/32	3/4	1/2	2-3/4	45409
5/16	3/4	1/2	2-1/2	45410
5/16	1	1/2	2-3/4	45412
3/8	3/4	1/2	2-1/2	45413
3/8	1	1/2	2-3/4	45414
3/8	1-1/4	1/2	3	45415 *
13/32	3/4	1/2	2-1/2	45401
7/16	1-1/4	1/2	3	45416
15/32	1-1/4	1/2	2-7/8	45425
31/64	1	1/2	2-5/8	45180 <i>New</i>
1/2	3/4	1/2	2-1/4	45419 †
1/2	3/4	1/2	4	DRB-424
1/2	1	1/2	2-5/8	45418
1/2	1-1/4	1/2	2-7/8	45420
1/2	1-1/2	1/2	3-1/8	45422
1/2	1-1/2	1/2	4-1/4	45424
1/2	2	1/2	3-1/2	45426S <i>New</i>
1/2	2	1/2	4-1/4	45426
1/2	2-1/2	1/2	4-1/2	45427 *
1/2	2-1/2	1/2	5-1/2	45427-01 * <i>New</i>
1/2	3	1/2	5-1/4	45477
17/32	1-1/4	1/2	2-7/8	45429
9/16	1-1/4	1/2	2-7/8	45428
19/32	1-1/4	1/2	2-7/8	45437
5/8	1	1/2	2-5/8	45430
5/8	1-1/4	1/2	2-7/8	45432
5/8	1-1/2	1/2	3-1/8	45434
5/8	2	1/2	3-3/4	45433
21/32	1-1/4	1/2	2-7/8	45435
11/16	1-1/4	1/2	2-7/8	45436
23/32	1-1/4	1/2	2-7/8	45445
3/4	5/8	1/2	2-1/4	45181 <i>New</i>
3/4	1	1/2	2-5/8	45438
3/4	1-1/4	1/2	2-7/8	45440
3/4	1-1/2	1/2	3-1/8	45442
3/4	2	1/2	3-5/8	45441
25/32	1-1/4	1/2	2-7/8	45443
13/16	1-1/4	1/2	2-7/8	45444
7/8	1-1/4	1/2	2-7/8	45446
15/16	1-1/4	1/2	3	45182 <i>New</i>
1	1-1/4	1/2	2-7/8	45448
1	1-1/2	1/2	3-1/8	45403
1	2	1/2	3-5/8	45447
1-1/16	1-1/4	1/2	2-7/8	45459
1-1/8	1-1/4	1/2	2-7/8	45449
1-1/4	1-1/4	1/2	2-7/8	45450 ▲ <sup>27.5</sup>
1-1/2	1-1/4	1/2	2-7/8	45452 ▲ <sup>27.5</sup>
1-3/4	1-1/4	1/2	2-7/8	45453 ▲ <sup>24</sup>
2	1-1/4	1/2	2-7/8	45480 ▲ <sup>22</sup>

\* Not guaranteed due to extreme length.

~ With solid carbide cutting edge.

† For post form countertop machines.

Polycrystalline Diamond (PCD) for extremely long life.

▲ **Warning:** Maximum RPM ▲<sup>22</sup> = 22,000; ▲<sup>24</sup> = 24,000; ▲<sup>27.5</sup> = 27,500

*Left Hand Rotation*

Straight Plunge, see page 69

# HIGH PRODUCTION STRAIGHT PLUNGE

Carbide Tipped • 2 Flute • 3/8" Shank



ØD	B	Ød	L	Tool No.
3/8	1	3/8	2-1/2	45402
3/8	1-1/4	3/8	2-3/4	45400
3/8	1-1/4	3/8	3-3/8	45404
1/2	1	3/8	2-1/2	45406



# CNC HIGH PRODUCTION STRAIGHT PLUNGE OPEN FLUTE

Carbide Tipped • 2 Flute • 3/4" Shank

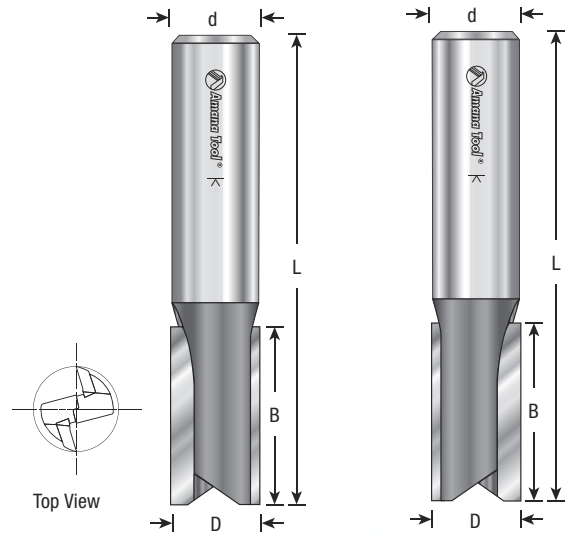
For high-volume production work with a CNC router, use one of these plunge-cutting straights. Long, 3/4" shanks extend the bits reach, enhancing its versatility. Open-flute design promotes rapid chip clearance, necessary for high feed rates. Right-hand configuration for standard clockwise rotation. Left-hand configuration for counter-clockwise rotation "Topmaster" machines.



ØD	B	Ød	L	Configuration	Tool No.
3/4	2	3/4	4	Right-Hand	45455
3/4	2	3/4	5	Left-Hand	45454
3/4	2-1/2	3/4	4-1/2	Right-Hand	45456
3/4	2-1/2	3/4	5	Left-Hand	45457

**Note:** Chipbreaker option (special order): Designed to cut chipboard and MDF at high automatic feed rates found on CNC machines. Each flute is ground so that the chipbreakers are staggered to each other, giving a straight cut. To order, add 'CB' suffix (ie: #45454-CB).

CNC feed and speed available online



# HIGH PRODUCTION STRAIGHT PLUNGE


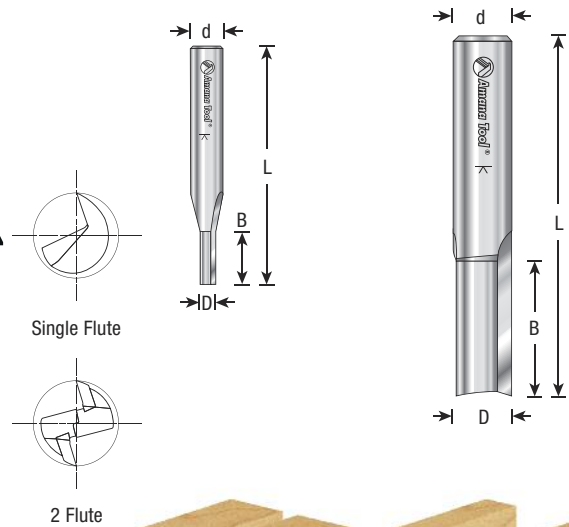
Solid Carbide • Single & 2 Flute

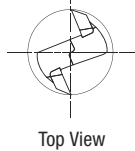
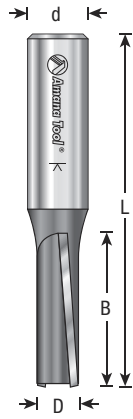
For high volume, high speed cutting in dense natural woods and abrasive wood composites, use solid carbide bits. Solid carbide dissipates heat more uniformly, extending tool life. Single flute bits cut faster, with better chip clearance. Two-flute bits cut more slowly, leaving a smooth finish.



ØD	B	Flute	Ød	L	Tool No.
1/8	7/16	1	1/4	2	43700
3/16	7/16	1	1/4	2	43708
1/4	3/4	1	1/4	2	43716
1/4	1	1	1/4	2	43720
1/4	1	1	1/4	3	43724
5/32	7/16	2	1/4	2	43800
3/16	1/2	2	1/4	2	43808
1/4	1/2	2	1/4	2	43812
1/4	3/4	2	1/4	2-1/2	43820
1/4	1	2	1/4	2-1/2	43824
1/4	1	2	1/4	2-7/8	43828
1/2	1-1/8	2	1/2	3	43848

**Warning:** Maximum RPM=28,000





## PRODUCTION SHEAR

*Carbide Tipped • 2 Flute • 3° Down-Shear*

Excellent for working composition board and melamine, this bit cuts with a shearing action, slicing very slightly downward to prevent chipping & tearing of the surface veneer or coating. It augers chips away from the router. Designed primarily for production applications where the router is above the work.



ØD	B	Ød	L	Tool No.
3/8	1	1/2	2-3/4	<b>45414-PS</b>
1/2	1-1/4	1/2	2-7/8	<b>45420-PS</b>
1/2	1-1/2	1/2	3-1/8	<b>45422-PS</b>
1/2	2	1/2	4-1/4	<b>45426-PS</b>



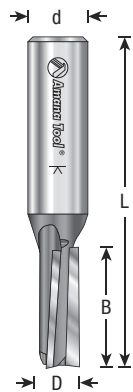
## 3 FLUTE HIGH PRODUCTION SHEAR

*Carbide Tipped • 3° Up-Shear*

Excellent for working composition board and melamine, this bit cuts with an upward shearing action to prevent chipping & tearing of the bottom of veneer or coated material. Designed primarily for production applications where the router is below the work.



ØD	B	Ød	L	Tool No.
3/8	1	1/2	2-3/4	<b>45414-3US</b>
1/2	1-1/2	1/2	3-1/8	<b>45422-3US</b>



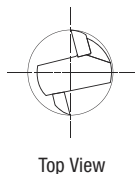
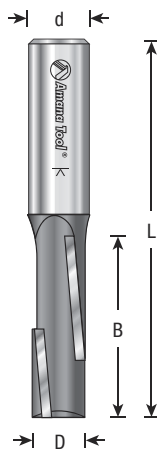
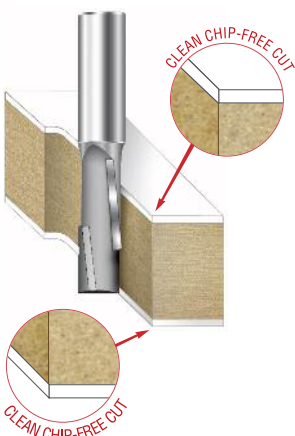
## OPPOSITE-SHEAR STAGGERED TOOTH

*Carbide Tipped • 2 Flute*

A stagger-tooth bit has two cutting edges, each only half the flute length, located 180° apart, one high, one low. The result is a tool that combines the speed and chip clearance of a one-flute bit with the strength and balance of a two-flute bit. This "opposite-shear" configuration features a down-shear edge and an up-shear edge. On a through-cut, it shears down on both surfaces at the same time. It is excellent for working double-sided melamine, plywood, laminates, and veneers, as well as solid-surface materials.



ØD	B	Ød	L	Tool No.
1/2	1-1/2	1/2	3-1/8	<b>51320</b>
1/2	2	1/2	4-1/8	<b>51324</b>




## LEFT HAND PLUNGE

Carbide Tipped • 2 Flute • 1/2" Shank

These plunging straight bits are for reverse-rotation (counter-clockwise) routers.



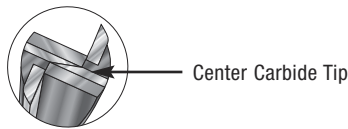
ØD	B	Ød	L	Tool No.
5/16	1	1/2	2-3/4	45412-LH
3/8	1	1/2	2-3/4	45414-LH
1/2	1-1/4	1/2	2-7/8	45420-LH
1/2	1-1/2	1/2	3-1/8	45422-LH
1/2	2	1/2	4-1/4	45426-LH
3/4	1-1/4	1/2	2-7/8	45440-LH
3/4	2	1/2	3-5/8	45441-LH
7/8	1-1/4	1/2	2-7/8	45446-LH
1-1/4	1-1/4	1/2	2-7/8	45450-LH <i>New</i>



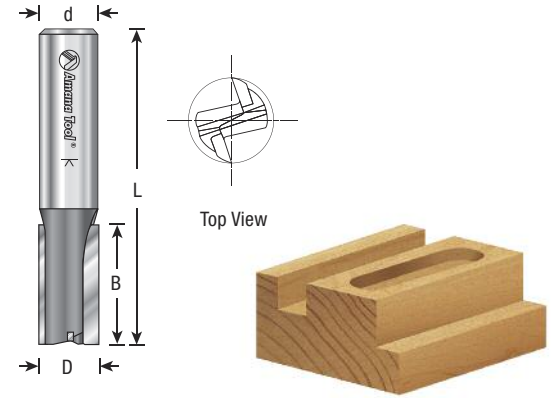
## SUPER PLUNGE™ WITH CENTER CARBIDE TIP

Carbide Tipped • 2 Flute • 1/2" Shank

This bit has a specially designed carbide center tip enhancing the speed of plunge cuts. At the same time, it extends the life of the cutting edges by reducing the stress of plunge cuts on their tips. Ideal for mortising and other plunging operations.



ØD	B	Ød	L	Tool No.
1/2	1-1/2	1/2	3-1/8	41422
1/2	2	1/2	4-1/4	41426
3/4	1	1/2	2-5/8	41438
1	1	1/2	2-5/8	41448



## METRIC STRAIGHT PLUNGE FOR UNDERSIZED PLYWOOD DADO

Carbide Tipped • 2 Flute

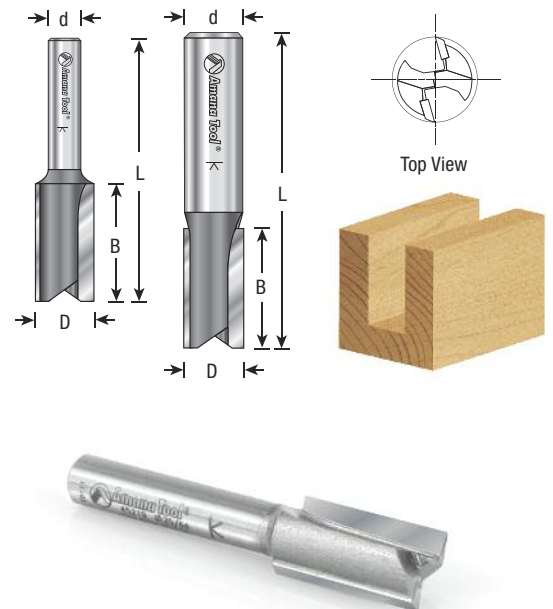


ØD	Actual Plywood Thickness	B	Ød	L	Tool No.
6mm	—	25mm	6mm	57mm	45213 <i>New</i>
8mm	—	25mm	8mm	63mm	45215 <i>New</i>
10mm	—	19mm	1/4	2-1/8	45219
10mm	—	38mm	10mm	79mm	45253 <i>New</i>
10mm	—	19mm	1/2	2-1/2	45417
12mm	12mm	1-1/4	1/2	2-7/8	45488
14mm	—	25mm	1/2	2-5/8	45431 *
18mm	18mm	3/4	1/4	2	45256
18mm	18mm	1-1/4	1/2	2-7/8	45498

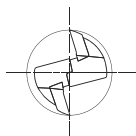
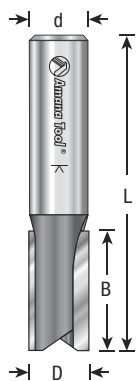
\* 14mm bits for cutting plastic pilaster.

**Note:** Many standard metric plunge bits from 3mm through 51mm are available on special order. Please allow 2 to 3 weeks for delivery. See above for metric sized plywood bits.

**Note:** For 6mm board, use #45203 (15/64) shown in fractional section on page 70.







Top View



## UNDERSIZED PLYWOOD DADO

Carbide Tipped • 2 Flute

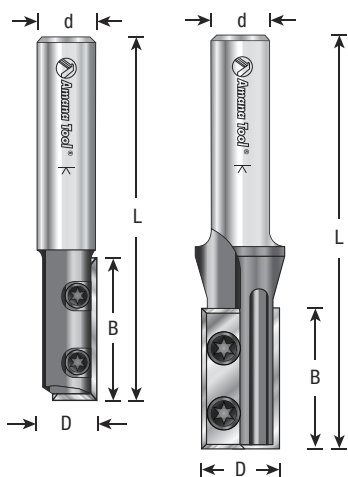
Straight Plunge Fractional Sizes.

Cut dado and groove dimensions perfectly for plywood, flakeboard and other sheet materials for which standard size bits are too large.

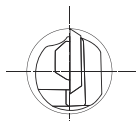


ØD	Actual Plywood Thickness	B	Ød	L	Tool No.
15/64	1/4 minus 1/64 (6.0mm)	3/4	1/4	2	45203
7/32	1/4 minus 1/32	3/4	1/4	2	45206
15/32	1/2 minus 1/32	3/4	1/4	2	45223
15/32	1/2 minus 1/32	1-1/4	1/2	2-7/8	45425
19/32	5/8 minus 1/32	1-1/4	1/2	2-7/8	45437
23/32	3/4 minus 1/32	3/4	1/4	2	45231
23/32	3/4 minus 1/32	1-1/4	1/2	2-7/8	45445

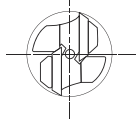
**Note:** For 6mm board, use #45203 (15/64) shown in fractional section above.



AMA-30 RCK-30 RCK-50  
MDF-30†



Single Flute



2 Flute



## INSERT CARBIDE STRAIGHT

Single & 2 Flute



ØD	B	Ød	L	Flute	Repl. Knives	Repl. Screws	Tool No.
1/2	30mm	1/2	3	1	AMA-30 †	67117	RC-1154
1/2	30mm	1/2	3	1	AMA-30 †	67117	RC-1154-LH**
7/8	50mm	1/2	4-1/8	1	RCK-50	67117	RC-1166
5/8	30mm	1/2	3-3/8	2	AMA-30 †	67117	RC-1080
5/8	50mm	1/2	4-1/8	2	AMA-30 †	67117	RC-1082 *
3/4	30mm	1/2	3-3/8	2	RCK-30	67115	RC-1084
3/4	50mm	1/2	4-1/8	2	RCK-30	67115	RC-1086 *
7/8	30mm	1/2	3-3/8	2	RCK-30	67115	RC-1088
1-1/16	30mm	1/2	3-15/32	2	RCK-30	67115	RC-1089

\* 50mm cutting edge is achieved using two 30mm staggered knives.

\*\* Left hand rotation.

† Optional knife with harder carbide for MDF applications: #MDF-30.

#5005 Torx® key included.

**Note:** All above plunge bits have four cutting edges per knife.

Metric sizes from 12mm to 22mm available on special order — please inquire.



Standard plunge technique or use ramping method as shown to the right.



For best results with 2-flute tools, a ramping technique such as this is recommended for CNC applications.

# INSERT CARBIDE STRAIGHT

## Single & 2 Flute

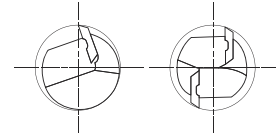
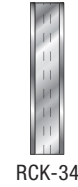
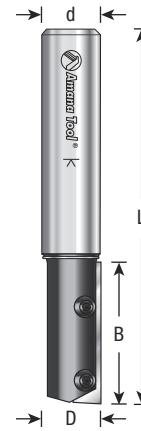
These router bits yield cuts which are cleaner than typical insert bits, offering high speed cuts with super clean finish. They also are channel set, double edge knives. Each blade has a double-sided cutting edge for economy. The insert carbide is much harder than brazed carbide. There is minimum amount of downtime for blade changes.



ØD	B	Ød	L	Flute	Repl. Knives	Repl. Screws	Tool No.
3/8	20mm	1/2	2-7/8	1	RCK-32	67015	<b>RC-3100</b>
1/2	30mm	1/2	3-1/8	1	RCK-34	67016	<b>RC-3110</b>
1/2	30mm	1/2	3-1/8	2	RCK-34	67016	<b>RC-3200</b>

Replacement 1.5mm special hex key #5011.

Replacement spring washer: #RC-3100 use #67104; #RC-3110 and #RC-3200 use #67105.



# CNC INSERT CARBIDE STRAIGHT

## Single & 2 Flute

These router bits are not designed to plunge. Using the "ramping technique" the router is eased in and routes. Available in three different grades of carbide for various applications.



ØD	B	Repl. Screw	Repl. Knife	Flute	Ød	L	Tool No.
1/2	30mm(1-3/16)	67117	AMA-30†	1	3/4	3-1/4	<b>RC-2154</b>
5/8	30mm(1-3/16)	67117	RCK-301	1	3/4	3-3/8	<b>RC-2156</b>
5/8	30mm(1-3/16)	67117	AMA-30†	2	3/4	3-3/8	<b>RC-2080</b>
3/4	30mm(1-3/16)	67115	RCK-30	2	3/4	3-3/8	<b>RC-2084</b>
3/4	50mm(2)	67115	RCK-30	2	3/4	4-1/8	<b>RC-2086 *</b>
7/8	30mm(1-3/16)	67117	RCK-30	1	3/4	3-3/8	<b>RC-2164</b>
7/8	50mm(2)	67117	RCK-50	1	3/4	4-1/8	<b>RC-2166</b>

**Warning:** Recommended RPM=14,000-18,000

**Note:** All above two flute router bits have two cutting edges per knife.

\* 50mm cutting edge is achieved using two 30mm staggered knives.

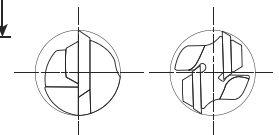
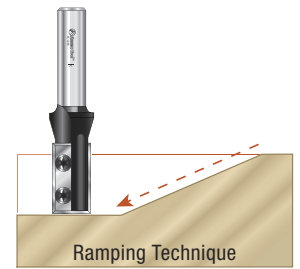
† Optional knife with harder carbide for MDF applications: #MDF-30.



CNC feed and speed available online



Single Flute      2 Flute



# CNC INSERT CARBIDE STRAIGHT

## 2 & 3 Flute

Tested by many of the world's largest furniture manufacturers, these CNC router bits yield cuts which are cleaner than typical insert bits. This tool is specifically suited for peripheral work. Available with double and triple flutes.



ØD	B	Flute	Repl. Knife	Ød	L	Tool No.
5/8	30mm(1-3/16)	2	RCK-34	3/4	3-1/4	<b>RC-3204</b>
5/8	50mm(2)	2	RCK-36	3/4	4	<b>RC-3208</b>
3/4	50mm(2)	2	RCK-36	3/4	4	<b>RC-3264</b>
3/4	30mm(1-3/16)	3	RCK-34	3/4	3-1/4	<b>RC-3300</b>
3/4	50mm(2)	3	RCK-36	3/4	4	<b>RC-3304</b>
3/4	30mm(1-3/16)	3	RCK-34	5/8	3-1/4	<b>RC-3305</b>
3/4	50mm(2)	3	RCK-36	5/8	4	<b>RC-3307</b>

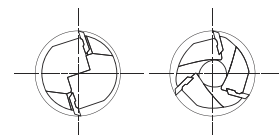
**Warning:** Maximum RPM=18,000



CNC feed and speed available online



Single Flute      2 Flute




2 Flute      3 Flute

## CNC INSERT CARBIDE SUPER PLUNGE

This router bit is designed for fast and direct penetration into the material and quick removal of wood, MDF, melamine and man-made material.

ØD	B	Teeth	Repl. Knife	Repl. Knife	Ød	L	Tool No.
40mm(1-1/2)	29.5mm(1-5/32)	2+2	RCK-30	AMA-12	3/4	100mm(4)	RC-2180

Replacement screw #67115.


 CNC feed and speed available online



## INSERT CARBIDE STRAIGHT

*With Plunge Center Tip*

This router bit is designed for fast and direct penetration into the material and quick removal of wood, MDF, melamine and man-made material.

ØD	B	Repl. Knife	Repl. Knife	Max RPM	Ød	L	Tool No.
18mm(23/32)	50mm(2)	RCK-162	RCK-50	18,000	3/4	125mm(5)	RC-2062 


**Warning:** These tools have an open flute design (not anti-kickback) and are intended for high feed-rate CNC machine use only. **Do not use in portable routers.**

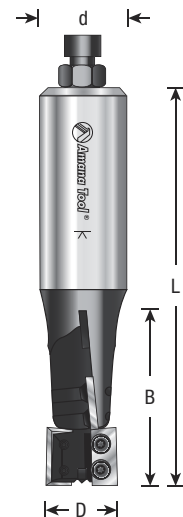

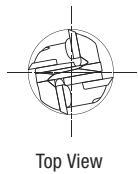
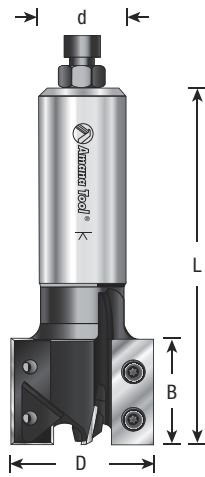



## CNC INSERT CARBIDE UP & DOWN SHEAR

Insert straight router bit complete with two up/down-shear flutes and center tip. Shear flutes squeeze the material into the middle to give an extra fine finish on both surfaces of laminated and veneered board. Replaceable inserts ensure a constant cutting diameter and finish quality. Center tip for improved boring. For use on routers with CNC control.

ØD	B	Repl. Knife	Max RPM	Ød	L	Tool No.
20mm(25/32)	30mm(1-3/16)	RCK-16	18,000	3/4	110mm(4-11/32)	RC-2300
20mm(25/32)	50mm(2)	RCK-28	18,000	3/4	130mm(5-1/8)	RC-2304

 CNC feed and speed available online





## CNC INSERT CARBIDE STAGGER-TOOTH


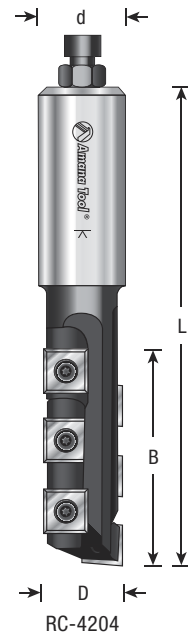
Complete with two flutes and multiple cutting blades. Blades are sheared up and down to ensure a good finish on both top and bottom surfaces of laminated and veneered boards. For use on routers and machining centers with CNC control.

ØD	B	# of Knives	Repl. Knife	Max RPM	Ød	L	Tool No.
22mm(7/8)	42mm(1-11/16)	4	AMA-12	18,000	3/4	115mm(4-9/16)	RC-4200
22mm(7/8)	62mm(2-7/16)	6	AMA-12	18,000	3/4	135mm(5-5/16)	RC-4204

Replacement screw #67110.



CNC feed and speed available online



## CNC INSERT CARBIDE ROUGH RABBETING & SIZING


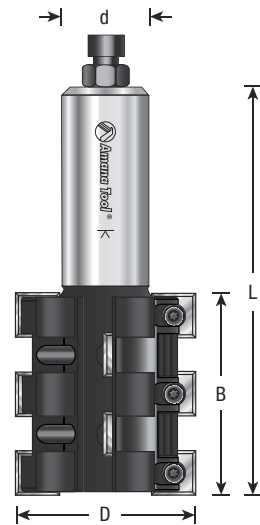
Insert straight router bit with multiple cutting flutes. Suitable for rough rabbeting and sizing in softwood, hardwood and man-made boards (with or without coating). Multiple cutting flutes ensure fine chips are produced for improved waste extraction. Replaceable inserts ensure a constant cutting diameter. For use on routers and machining centers with CNC control.

ØD	B	# of Knives	Repl. Knife	Max RPM	Ød	L	Tool No.
50mm(2)	56mm(2-13/64)	10	AMA-12	18,000	3/4	113mm(4-1/2)	RC-2350

Replacement screw #67115.



CNC feed and speed available online





# **Extended Life**

**INDUSTRIAL** Solid Carbide Spiral & Compression CNC Bits




# SPIRAL FLUTE PLUNGE

Solid Carbide • 2 Flute • Up-Cut & Down-Cut

Spiral-flute bits combine a shearing action in cutting with an augering action in chip clearance. The shearing action yields an especially clean accurate cut while the augering action clears chips from the cut.

The 'Up-Cut' shears from the bottom up pulling chips from the bottom up thus allowing deeper penetration with less stress on the tool. An excellent choice for mortising.

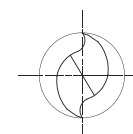
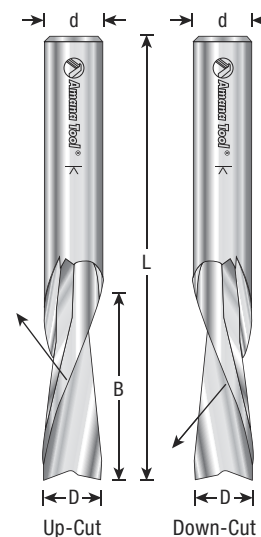
Special unique carbide grade increased clearance geometry and razor-sharp cutting edges with polished flutes provide a superior finish and longer tool life especially in abrasive materials. Great for production settings and excellent for creating grooves and dado cuts in particleboard, plywood and laminate.



Up-Cut

Down-Cut

ØD	B	Ød	L	'Up-Cut' Tool No.	'Down-Cut' Tool No.
1/32	1/8	1/8	2	—	46229
3/64	1/8	1/8	2	—	46231
1/16	3/16	1/8	2	—	46237
3/32	1/4	1/8	2	—	46239
1/8	1/2	1/8	2	46127	46227
1/8	1/2	1/4	2	46100	46200
1/8	1/2	1/4	2-1/4	46333 <i>New</i>	46433 <i>New</i>
1/8	13/16	1/4	2-1/2	46125	46225
5/32	5/8	1/4	2-1/2	46310	46410
3/16	3/4	1/4	2	46101	46201
3/16	3/4	1/4	2-1/2	46131 <i>New</i>	46331 <i>New</i>
7/32	1	1/4	2-1/2	46314	46414
1/4	3/8	1/4	2-1/2	46337 <i>New</i>	46437 <i>New</i>
1/4	5/8	1/4	2-1/2	46338 <i>New</i>	46438 <i>New</i>
1/4	3/4	1/4	2-1/2	46102	46202
1/4	3/4	1/4	2-1/4	46102-S	46202-S
1/4	1	1/4	2-1/2	46315	46415
1/4	1-1/8	1/4	3	46316	46416
1/4	1-1/4	1/4	3	46321	46421
9/32	1	5/16	2-1/2	46317	46417
9/32	1	1/2	3	46117	46217
5/16	1	5/16	2-1/2	46325 <i>New</i>	46422 <i>New</i>
5/16	1	1/2	3	46119	46219
5/16	1-1/8	1/2	3	46318	—
3/8	7/8	3/8	3	46339 <i>New</i>	46439 <i>New</i>
3/8	1	3/8	2-1/2	46103	46203
3/8	1-1/4	3/8	3	46320	46420
3/8	1-1/2	3/8	4	46323	46423
3/8	1-1/4	1/2	3	46104	46204
7/16	1	1/2	3	46335 <i>New</i>	46435 <i>New</i>
1/2	7/8	1/2	3	46210 <i>New</i>	46447 <i>New</i>
1/2	1-1/8	1/2	3	46336 <i>New</i>	46436 <i>New</i>
1/2	1-1/4	1/2	3	46106	46206
1/2	1-5/8	1/2	3-1/2	46107	46207
1/2	2	1/2	4	46329	46429
5/8	1-5/8	5/8	3-1/2	46108	46208 ▲
5/8	2	5/8	4	46121 ▲	—



Top View

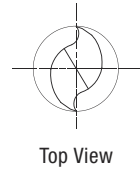
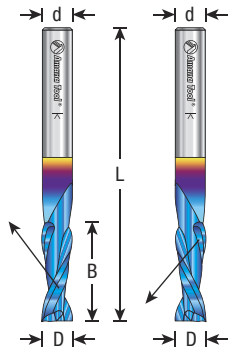

Sets Available  
See page 83



▲ **Warning:** These tools have an open flute design (not anti-kickback) and are intended for high feed-rate CNC machine use only. **Do not use in portable routers.**

CNC feed and speed available online





# SPEKTRA™

EXTREME TOOL LIFE COATING

UP TO  
**2.5X**  
LONGER LIFE  
COMPARED TO UNCOATED BITS

## SPIRAL FLUTE PLUNGE **New**

*Solid Carbide • 2 Flute*

The Spektra™ nACo® nanocomposite coating is a micro thin ceramic coating which enables the tool's cutting edge to retain crucial sharpness and lubricity. This provides longevity and produces cutting results of the highest quality.

For complete details on Spektra™ visit [www.amanatool.com/spektra](http://www.amanatool.com/spektra)

For material cut list visit [www.amanatool.com](http://www.amanatool.com).



ØD	B	Ød	L	'Up-Cut' Tool No.	'Down-Cut' Tool No.
1/8	1/2	1/4	2	<b>46100-K</b>	<b>46200-K</b>
1/8	13/16	1/4	2-1/2	<b>46125-K</b>	<b>46225-K</b>
1/4	3/4	1/4	2-1/2	<b>46102-K</b>	<b>46202-K</b>
1/4	1	1/4	2-1/2	<b>46315-K</b>	<b>46415-K</b>
1/2	1-1/4	1/2	3	<b>46106-K</b>	<b>46206-K</b>
3/8	1-1/4	3/8	3	<b>46320-K</b>	<b>46420-K</b>

## SPIRAL FLUTE PLUNGE

*Solid Carbide • 3 Flute*

Great for production settings and excellent for creating grooves and dado cuts. Three-flute design for very high quality finish.

**Excellent For Cutting:**

- Wood
- Plywood
- Composite Materials



ØD	B	Ød	L	'Up-Cut' Tool No.	'Down-Cut' Tool No.
3/8	1-1/4	3/8	3	<b>46114</b>	<b>46214</b>
1/2	1-1/2	1/2	3-1/2	<b>46116</b>	<b>46216</b>
1/2	2	1/2	4	<b>46118</b>	<b>46218</b>

**Warning:** Recommended RPM=20,000-21,000



CNC feed and speed available online

## SPIRAL FLUTE PLUNGE FOR SOLID WOOD

*Solid Carbide • 2 Flute*

The combination of acute spiral flute shear angles with the face ground helix yield high feed rates, fast plunge action, quick direction changes, deep penetration and mirror finish.



ØD	B	Ød	L	'Up-Cut' Tool No.	'Down-Cut' Tool No.
1/8	1/2	1/8	2	<b>46240 †</b>	<b>46340 †</b>
1/8	1/2	1/4	2	<b>46241</b>	<b>46341</b>
3/16	5/8	1/4	2	<b>46245</b>	<b>46345</b>
7/32	1	1/4	2-1/2	<b>46247</b>	—
1/4	3/4	1/4	2-1/2	<b>46249</b>	<b>46349</b>
1/4	1	1/4	2-1/2	<b>46248</b>	<b>46348</b>
1/4	1-1/8	1/4	3	<b>46250</b>	<b>46365</b>
5/16	1-1/8	1/2	3	<b>46253</b>	<b>46353</b>
3/8	1-1/4	3/8	3	<b>46259</b>	<b>46359</b>
3/8	1-1/4	3/8	3-1/4	<b>46259S <b>New</b></b>	—
3/8	1-1/4	1/2	3	<b>46257</b>	<b>46357</b>
1/2	1-1/4	1/2	3	<b>46261</b>	<b>46361</b>
1/2	1-5/8	1/2	3-1/2	<b>46263</b>	<b>46363</b>

**Warning:** Recommended RPM=20,000-21,000

† Router collet reducer RB-102 (1/4 to 1/8) available for 1/8 shank bits.



CNC feed and speed available online

# CNC COMPRESSION SPIRAL FLUTE

Solid Carbide • Single, 2 & 3 Flute • For MDF/Laminate

Special carbide for longer lifetime in abrasive material. Designed for CNC applications requiring high feed rates and a clean finish. Particularly suitable for double-sided melamine or laminated material. 3-flute design provides an extra-smooth finish.

## Excellent For Cutting:

- MDF/HDF
- Laminate
- Melamine
- Veneered Plywood
- Wood
- Oriented Strand Board (OSB)



ØD	B	B1	Ød	L	Flute	Tool No.
1/8	3/8	5/32	1/8	2-1/2	1	46137 †
1/8	3/8	5/32	1/4	2-1/2	1	46139
1/4	7/8	3/8	1/4	2-1/2	1	46140
1/2	1-1/4	7/16	1/2	3	1	46159
1/2	1-5/8	7/16	1/2	3-1/2	1	46160
1/8	13/16	7/32	1/8	2-1/2	2	46180 **
5/32	7/8	1/8	1/4	2-1/2	2	46183 <b>New</b>
3/16	0.775	7/32	3/16	2-1/2	2	46181
1/4	7/8	7mm	1/4	2-1/2	2	46170
1/4	7/8	7mm	1/4	2-1/2	2	46170-LH *
3/8	7/8	.188	3/8	3	2	46171 <b>New</b>
3/8	1-1/8	9mm	3/8	3	2	46173 <b>New</b>
3/8	1-1/4	9mm	3/8	3	2	46172
3/8	1	9mm	1/2	3	2	46174
3/8	1-1/8	9mm	1/2	3	2	46178
1/2	1	9mm	1/2	3	2	46182
1/2	1-1/8	10mm	1/2	3	2	46186
1/2	1-1/4	11mm	1/2	3	2	46188
1/2	1-1/4	11mm	1/2	3	2	46188-LH *
1/2	1-1/2	12mm	1/2	3-1/2	2	46189
1/2	1-1/2	7/16	1/2	4-1/16	2	46191
1/2	1-5/8	13mm	1/2	3-1/2	2	46190
1/2	1-5/8	13mm	1/2	3-1/2	2	46190-LH *
3/8	7/8	.200	3/8	3	3	46011 <b>New</b>
3/8	1-1/8	9mm	3/8	3	3	46010 ⚠ <sup>28</sup>
1/2	7/8	.200	1/2	3	3	46013 <b>New</b>
1/2	1-1/4	9mm	1/2	3	3	46012 ⚠ <sup>28</sup>
1/2	1-5/8	9mm	1/2	3-1/2	3	46014 ⚠ <sup>28</sup>
4-Pc Set (includes 46170, 46172, 46180 & 46188)						AMS-182 <b>New</b>

⚠ **Warning:** Recommended RPM=20,000-21,000

⚠ <sup>28</sup> Maximum RPM =28,000

\*Indicates left hand rotation. \*\*Optional 1/4" dia. sleeve/adaptor #47632, see page 179.



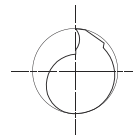
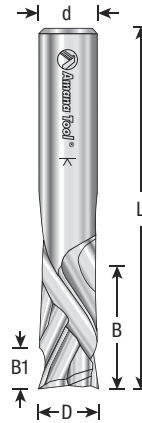
# CNC COMPRESSION SPIRAL FLUTE **New**

Solid Carbide • 2 & 3 Flute • For MDF/Laminate

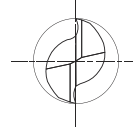
The Spektra™ nAcO® nanocomposite coating is a micro thin ceramic coating which enables the tool's cutting edge to retain crucial sharpness and lubricity. This provides longevity and produces cutting results of the highest quality.

ØD	B	B1	Ød	L	Flute	Tool No.
1/8	13/16	7/32	1/8	2-1/2	2	46180-K
1/4	7/8	7mm	1/4	2-1/2	2	46170-K
3/8	7/8	.200	3/8	3	2	46171-K
3/8	1	9mm	1/2	3	2	46161
3/8	1-1/4	9mm	3/8	3	2	46172-K
1/2	1-1/4	11mm	1/2	3	2	46188-K
1/2	1-5/8	13mm	1/2	3-1/2	2	46190-K
3/8	1-1/8	9mm	3/8	3	3	46010-K
1/2	1-1/4	9mm	1/2	3	3	46012-K
1/2	1-5/8	9mm	1/2	3-1/2	3	46014-K

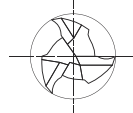
5-Pc Spektra Set (includes 46172-K, 46188-K, 46190-K, 46010-K & 46170-K) AMS-182-K




Single Flute




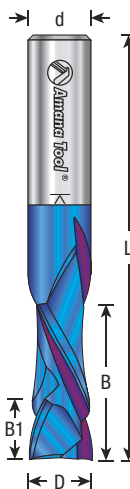
2 Flute



3 Flute



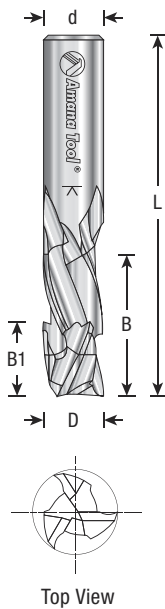
**PCD Tipped Compression Bits**  
See page 38



## Excellent For Cutting:

- CFRP
- Double-Sided Melamine
- Laminate
- MDF/HDF
- Melamine Particleboard
- Oriented Strand Board (OSB)
- Veneered Plywood
- Wood

UP TO  
**2.5X**  
LONGER LIFE  
COMPARED TO UNCOATED BITS



## CNC COMPRESSION SPIRAL FOR NESTING

*Solid Carbide • 3 Flute*

Nesting refers to the process of laying out cutting patterns to minimize the raw material waste.

### Excellent for Cutting:

- MDF
- Melamine
- Laminate
- Composites
- Oriented Strand Board (OSB), which is an engineered wood particleboard

### New generation of spiral tools for nesting operation on CNC machines:

- High clearance geometric shape for maximum feed rate
- Superior cut quality
- Free chip flow



ØD	B	B1	Ød	L	Tool No.
1/4	5/8	9/32	1/4	2-1/2	46370
3/8	1	9/32	3/8	3	46371
1/2	1-1/4	23/64	1/2	3	46372

**Warning:** Maximum RPM=28,000

CNC feed and speed available online

## CNC COMPRESSION SPIRAL FLUTE FOR SOLID WOOD

*Solid Carbide • Single & 2 Flute*

Designed for working in hard solid wood. Slow helix, special grinding angle, improved body shape in order to support the high feed rate, quick direction changes and deep penetration.



ØD	B	B1	Ød	L	Flute	Tool No.
1/4	7/8	9/32	1/4	2-1/2	1	46390
1/4	7/8	13/64	1/4	2-1/2	1	46322
3/8	7/8	13/64	3/8	3	1	46324
3/8	1-1/8	23/64	1/2	3	1	46392
1/2	7/8	13/64	1/2	3	1	46326
1/2	1-5/8	15/64	1/2	3-1/2	1	46328
1/2	7/8	13/64	1/2	3	2	46342
1/2	1-3/8	5/16	1/2	3-1/2	2	46344

CNC feed and speed available online

## SPIRAL FLUTE PLUNGE WITH CORNER RADIUS New

*Solid Carbide • 2 Flute • Up-Cut*

For carving, lettering, decorative doors and sign manufacturing. Leaves an excellent finish and expels chips quickly.

### Excellent For Cutting:

- Aluminum
- MDF
- Soft/Hard Plastic
- Soft/Hard Wood



ØD	R	B	Ød	L	Tool No.
1/4	1/16	3/4	1/4	2-1/2	46460

CNC feed and speed available online



# CNC MORTISE COMPRESSION SPIRAL

Solid Carbide • Single, 2, 3 & 4 Flute • For Mortising Work

These tools have a much shorter up-cut section than the standard compression tools. They are ideal for mortising, grooving and dado.

## Excellent For Cutting:

- MDF/HDF
- Laminate
- Melamine
- Wood & Plywood



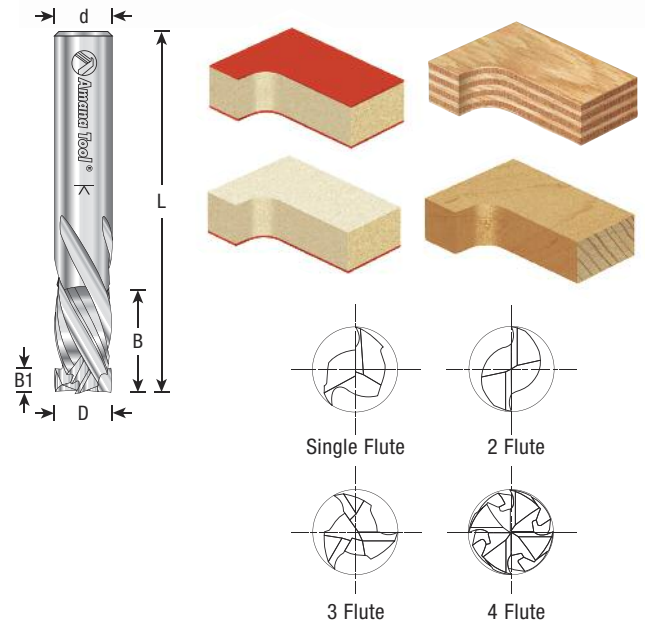
ØD	B	B1	Ød	L	Flute	Tool No.
1/4	1	1/8	1/4	2-1/2	1	<b>46393</b>
1/2	1-5/8	1/4	1/2	3-1/2	1	<b>46397</b>
1/4	1	1/8	1/4	2-1/2	2	<b>46350</b>
3/8	7/8	1/8	3/8	3	2	<b>46367</b>
3/8	1-1/4	3/16	1/2	3	2	<b>46352</b>
1/2	1-1/4	1/4	1/2	3	2	<b>46354</b>
1/2	1-5/8	1/4	1/2	3-1/2	2	<b>46356</b>
1/2	2-1/8	1/4	1/2	4	2	<b>46360</b> <i>New</i>
3/8	1	3/16	3/8	3	3	<b>46020</b> ▲ <sup>28</sup>
1/2	1	1/4	1/2	3	3	<b>46022</b> ▲ <sup>28</sup>
1/2	1-3/8	1/4	1/2	3-1/2	3	<b>46024</b> ▲ <sup>28</sup>
1/2	7/8	.200	1/2	3	4	<b>46026</b> ▲ <sup>28</sup>
1/2	1-3/8	.200	1/2	3-1/2	4	<b>46028</b> ▲ <sup>28</sup>

▲ **Warning:** Recommended RPM=20,000-21,000

▲<sup>28</sup> Maximum RPM =28,000



CNC feed and speed available online



# CNC MORTISE COMPRESSION SPIRAL *New*

Solid Carbide • 2 & 3 Flute • For Mortising Work

The Spektra™ nCo® nanocomposite coating is a micro thin ceramic coating which enables the tools cutting edge to retain crucial sharpness and lubricity. This provides longevity and produces cutting results of the highest quality.


For complete details on Spektra™ visit [www.amanatool.com/spektra](http://www.amanatool.com/spektra)



ØD	B	B1	Ød	L	Flute	Tool No.
1/4	1	1/8	1/4	2-1/2	2	<b>46350-K</b>
3/8	7/8	1/8	3/8	3	2	<b>46367-K</b>
3/8	1-1/4	3/16	1/2	3	2	<b>46352-K</b>
3/8	1	3/16	3/8	3	3	<b>46020-K</b>

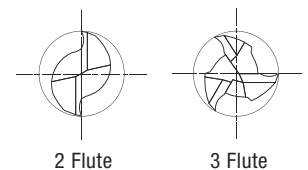


CNC feed and speed available online



## Excellent For Cutting:

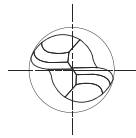
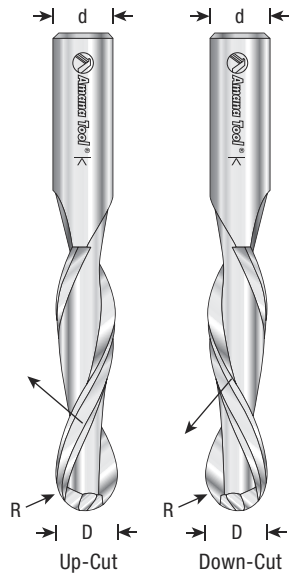
- MDF/HDF
- Double-Sided Melamine
- Laminate
- Wood & Plywood





Up-Cut

Down-Cut



Top View

## SPIRAL BALL NOSE

*Solid Carbide • 2 Flute*

For carving, decorative doors and sign manufacturing. Leaves an excellent finish and expels chips quickly.

### Excellent For Cutting:

- Soft/Hard Wood
- Aluminum/Non-Ferrous
- MDF
- Soft/Hard Plastic
- Sign Foam



$\varnothing D$	R	B	$\varnothing d$	L	'Up-Cut' Tool No.	'Down-Cut' Tool No.
1/16	1/32	1/4	1/8	2	<b>46373</b>	—
1/8	1/16	1/2	1/8	2	<b>46375</b>	—
1/8	1/16	1/2	1/4	2	<b>46369</b>	—
1/4	1/8	3/8	1/4	2-1/2	<b>46374</b>	—
1/4	1/8	1	1/4	2-1/2	<b>46376</b>	<b>46476</b>
3/8	3/16	1-1/4	3/8	3	<b>46378</b>	—
1/2	1/4	1-1/4	1/2	3	<b>46380</b>	<b>46477</b>
1/2	1/4	2-1/8	1/2	4	<b>46384</b>	—
5/8	5/16	2-1/8	<b>5/8</b>	4	<b>46386</b> ★ <sup>18</sup>	—
3/4	3/8	2-1/2	<b>3/4</b>	5	<b>46387</b> ★ <sup>18</sup>	—

3-Pc Set (Includes 46376 (1/4 Dia.), 46288 (1/8 Dia.) & 46389 (3/16 Dia.) **AMS-149**

▲ **Warning:** Maximum RPM ▲<sup>18</sup>=18,000

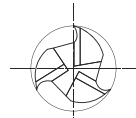
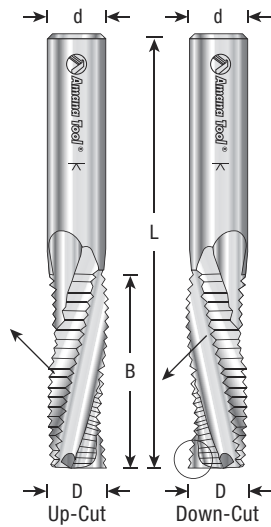
★ **Warning:** These tools have an open flute design (not anti-kickback) and are intended for high feed-rate CNC machine use only. **Do not use in portable routers.**

CNC feed and speed available online



Up-Cut

Down-Cut



Top View

## CNC SPIRAL FLUTE ROUGHING

*Solid Carbide • 3 Flute with Chipbreaker*

Specially designed for high RPM/feed rate CNC routers. Unique chipbreaker design is available with 'Up-Cut' or 'Down-Cut'. Will leave a wavy, striated finish.

### Excellent For Cutting:


- Laminate
- Veneered Plywood
- Wood



$\varnothing D$	B	$\varnothing d$	L	'Up-Cut' Tool No.	'Down-Cut' Tool No.
3/8	1-1/4	3/8	3	<b>46129</b>	<b>46223</b>
1/2	1-5/8	1/2	4	<b>46124</b>	<b>46224</b>
1/2	2	1/2	4-1/2	<b>46126</b>	<b>46226</b>
3/4	2-1/4	<b>3/4</b>	4-1/2	<b>46130</b>	—

▲ **Warning:** Recommended RPM=20,000-21,000

CNC feed and speed available online



# CNC SPIRAL FLUTE FINISHING

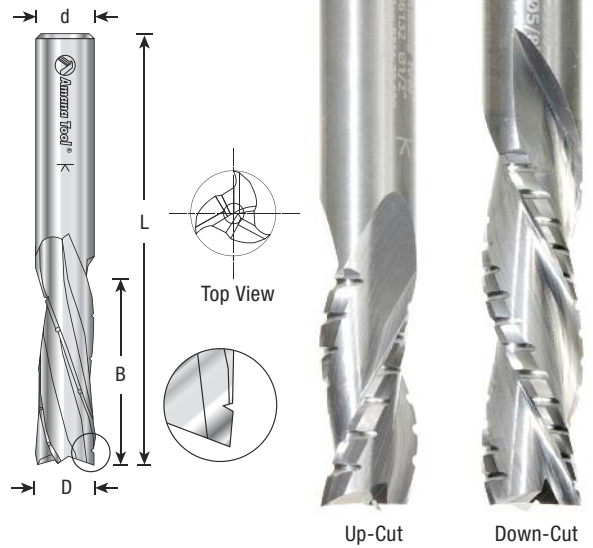
*Solid Carbide • 3 Flute with Chipbreaker*

This series of bits contains small chip breakers that break up the chips and allow the bit to run cooler and faster. For cutting wood and wood composites.



ØD	B	Ød	L	'Up-Cut' Tool No.	'Down-Cut' Tool No.
1/2	1-1/8	1/2	3	46132	46232
1/2	1-5/8	1/2	3-1/2	46134	46234
5/8	2-1/8	5/8	4	—	46236
3/4	2-1/4	3/4	4	46138	46238

CNC feed and speed available online



# SPIRAL PATTERN/PLUNGE COMPRESSION


*Solid Carbide (Brazed to Steel Shank) • 2 Flute with Upper Ball Bearing*

Plunge-cutting straight with a shank-mounted ball-bearing pilot. Useful for template/pattern routing or parts, joints, internal cuts and can be used in handheld and table-mounted routers. The template is attached to the work-piece and the pilot bearing rides along its edge as the cutting edges rout the work-piece, forming an exact duplicate of the template.



ØD	B	Ød	L	Replacement Bearing	Tool No.
7/8	1-9/64	1/2	3-15/16	47793	57176

Replacement parts: Screw #67109; Washer #67101.



# SPIRAL FLUSH TRIM COMPRESSION


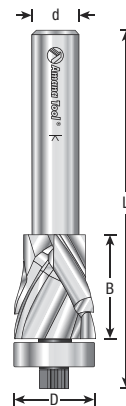
*Solid Carbide (Brazed to Steel Shank) • 2 Flute with Ball Bearing Guide*

Used for trimming laminate work or for template and pattern work. For template application, the bearing follows the template, while the cutting edge trims the work-piece. With the router handheld, the template is on the bottom of the work. With table-mounted router, the template is on top.



ØD	B	Ød	L	Replacement Bearing	Tool No.
22mm	1-9/64	1/2	3-15/16	47798	57174

Replacement parts: Screw #67109; Washer #67101.







UP TO  
**2.5X**  
LONGER LIFE  
COMPARED TO UNCOATED BITS

**Set #AMS-190-K Includes:**

Compression	Plastic 'O' Flute	Spiral Plunge
46170-K	51441-K	46100-K
46171-K	51410-K	46102-K
46161	RB-102	46315-K
46010-K	51411-K	
46162	51446-K	
46163	51417-K	
46012-K	51404-K	
46165	51405-K	

**18-PC. SPIRAL MASTER COLLECTION** New

*Solid Carbide Carbide Compression Spiral,  
Plastic Cutting Spiral 'O' Flute & Spiral Plunge*



For material cut list visit [www.amanatool.com](http://www.amanatool.com).

**8-PC. BALL NOSE SPIRAL** New

*Solid Carbide Spiral Router Bit Collection*



**Excellent For Cutting:**

- Aluminum/Non-Ferrous
- Soft/Hard Plastic
- MDF/HDF
- Soft/Hardwood
- Sign Foam



**Includes:**

46373, 46369, 46376, 46378, 46380, 46424, 46426 & 46446



**Set #AMS-180**

**3-PC SPIRAL BALL NOSE PACK** New

*Solid Carbide • 2 Flute*

Designed for a wide variety of applications.



**Includes:**

46288, 46389 & 46376



**Set #AMS-149**

## 5-PC. UP-CUT SPIRAL

*Solid Carbide Spiral Router Bit Collection*



**Excellent For Cutting:**

- MDF/HDF
- Veneered Plywood
- Laminate
- Composite



**Includes:**

46100, 46101, 46102, 46320, 46106 & RB-122



**Set #AMS-120**

## 8-PC. UP-CUT SPIRAL

*Solid Carbide Spiral Router Bit Collection*



**Excellent For Cutting:**

- MDF/HDF
- Veneered Plywood
- Laminate
- Composite



**Includes:**

46100, 46101, 46102, 46315, 46316, 46320, 46104, 46106 & RB-122



**Set #AMS-121**

## 5-PC. DOWN-CUT SPIRAL

*Solid Carbide Spiral Router Bit Collection*



**Excellent For Cutting:**

- MDF/HDF
- Veneered Plywood
- Laminate
- Composite



**Includes:**

46200, 46201, 46202, 46420, 46206 & RB-122



**Set #AMS-122**

## 8-PC. DOWN-CUT SPIRAL

*Solid Carbide Spiral Router Bit Collection*



**Excellent For Cutting:**

- MDF/HDF
- Veneered Plywood
- Laminate
- Composite



**Includes:**

46200, 46201, 46202, 46415, 46416, 46420, 46203, 46206 & RB-122



**Set #AMS-123**

## 8-PC. UP & DOWN-CUT SPIRAL

*Solid Carbide Spiral Router Bit Collection*



**Excellent For Cutting:**

- MDF/HDF
- Veneered Plywood
- Laminate
- Composite



**Includes:**

46100, 46101, 46102, 46106, 46200, 46202, 46420, 46206 & RB-122



**Set #AMS-125**



CNC feed and speed available online



**INDUSTRIAL** INSERT  
**SPOILBOARD**  
SURFACING ROUTER BITS







## Insert Knife Technology Provides the Highest Quality of Cut!

The insert spoilboard industrial router bits with scorers features a unique 2+2 knife design that contains two cutting flutes and two up-shear scorers, which provide a smoother finish at the bottom of the cut than traditional two-knife style router bits. Engineered with an Amana-exclusive carbide grade for the highest quality of cut, maximum cutting efficiency and faster material removal process. These industrial router bits feature insert knives with four cutting edges that allow users to rotate the knife when one side becomes dull. Great for surface planing.

### SPOILBOARD SURFACING, RABBETING FLYCUTTER, LEVELER & SURFACE PLANER

*Insert Carbide with Scorer and 2+2 Insert Knife Design*

Insert router bit complete with two cutting flutes and two up-shear scorers for fast removal of materials over large surface area. The scorer leaves an improved finish at the bottom of the cut. Utilizes 4-sided carbide inserts. Max cutting depth is 1/4".

**Also perfect for surfacing and finishing using timber slab machines.**

**Designed for planing & rabbeting the following materials:**

- MDF
- Fiberboard
- HDF/LDF
- Plywood/Chipboard\*
- Balsa Core\*
- Hardwood/Softwood\*
- Plastic\*

\*For optimal results and maximum insert life, replace inserts with optional general purpose knives (sold separately).



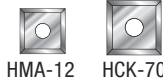
Torx® keys included.



ØD	B	Ød	L	Repl. MDF Knives	Max RPM	Tool No.
2-1/2	15/32	1/2	2-1/2	HMA-12, HCK-70	19,000	RC-2251
80mm(3-5/32)	15/32	3/4	90mm(3-1/2)	HMA-12, HCK-70	18,000	RC-2252 ♦


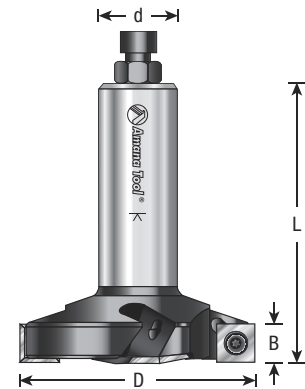
♦ CNC use only.

Optional General Purpose knives: #AMA-12 & #RCK-70.  
 Replacement screws: bottom: (2) #67155; sides: (2) #67110.  
 Torx® key: bottom: #5015; sides: (2) #5005.



**Warning:** Proper torques rating to tighten down screws is 2-3Nm Torques.

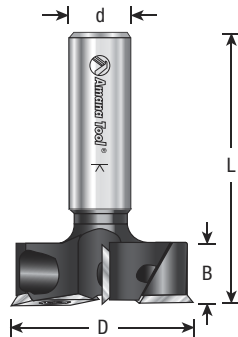
CNC feed and speed available online







Tool holder sold separately.



# MINI SPOILBOARD SURFACING, RABBETING, FLYCUTTER, LEVELER & SURFACE PLANER

*Insert Carbide with Scorer and 2+2 Knife Design*

Mini insert spoilboard surfacing & rabbeting with scorer, great for cutting tight corners. Features unique 2+2 insert knife design that contains two cutting flutes and two up-shear scorers, which provide a smoother finish at the bottom of the cut than traditional two-knife style router bits. Max cutting depth is 1/4".

Also perfect for surfacing and finishing using timber slab machines.



Designed for planing & rabbeting the following materials:

- MDF
- Fiberboard
- HDF/LDF
- Chipboard\*
- Balsa Core\*
- Hardwood/Softwood\*
- Plastic\*

\*For optimal results and maximum insert life, replace inserts with optional general purpose knives (sold separately).

- 2+2 Mini design for tighter corners
- Utilizes 4-sided carbide inserts
- Exclusive carbide grade for highest quality of cut
- Maximum cutting efficiency
- Faster material removal process



ØD	B	Ød	L	Repl. MDF Knives	Max RPM	Tool No.
1-1/4	27/64	1/2	2-17/64	RCK-450, RCK-452	24,000	RC-2247
1-1/2	1/2	1/4	1-13/16	HMA-12, HCK-70 †	24,000	RC-2249 ♦
1-1/2	1/2	12mm	2-5/16	HMA-12, HCK-70 †	24,000	RC-2253 ♦
1-1/2	1/2	1/2	2-5/16	HMA-12, HCK-70 †	24,000	RC-2250

† Optional General Purpose knives #AMA-12 & #RCK-70.

♦ CNC use only.

#RC-2247 replacement screws: bottom: (2) #67123, key #5090; sides: (2) #67115, key #5005.

#RC-2249, #RC-2250 & #RC-2253 repl. screws: bottom: (2) #67155, key #5015; sides: (2) #67115, key #5005.

**Note:** This tool is not designed to plunge! You must ramp down to a depth of 1/4" deep over a 20" run. Use the max RPM allowed (24,000) and start the feed rate at about 320 inches per minute, and go up until you get waves, then back down to a smooth cut/finish.

**Warning:** Proper torques rating to tighten down screws is 2-3Nm Torques.



CNC feed and speed available online

**2+2 DESIGN**



MINI



Torx® key included.

## Create Your Own MDF SIMULATED SHAKER DOORS



To produce MDF Shaker cabinet doors use #RC-2250 or #RC-2252 and square corners with #45200 straight plunge router bit.





## CNC HEAVY DUTY SPOILBOARD SURFACING, New PLANING, FLYCUTTER & LEVELER

*Insert Carbide • 3 Wing and 5 Wing*

Featuring solid carbide insert knives with four cutting edges that allow users to rotate the knife when one side becomes dull providing the highest-quality finish available.

**Also perfect for surfacing and finishing using timber slab machines.**

- Capable of removing thin layers of material, less than 0.001" per pass
- Tool can plunge down up to 1/4", then start resurfacing
- The unique chamfer corner insert design creates a flawless surface
- The 3 wing and 5 wing design results in a more balanced tool while running

### Designed for the following materials:

- MDF
- Plywood/Chipboard\*
- Fiberboard
- Balsa Core\*
- HDF/LDF
- Hardwood/Softwood\*
- Plastic\*

\*For optimal results and maximum insert life, replace inserts with optional general purpose knives (sold separately).



- Utilizes 4-sided carbide inserts
- Exclusive carbide grade for highest quality of cut
- Maximum cutting efficiency
- Faster material removal process



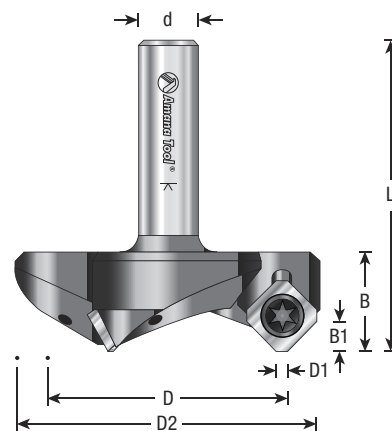
ØD	B	Ød	L	Repl. MDF Knives	B1	D1	D2	Flute	Tool No.
2	53/64	1/2	2-19/32	RCK-459 †	1/4	5/64	2-1/2	3	RC-2255
3-11/32	1-7/32	3/4	3-25/64	RCK-459 †	1/4	5/64	3-27/32	5	RC-2259

† Optional General Purpose knives #RCK-457.

Repl. screws: (5) #67110, key #5005

**Warning:** Proper torques rating to tighten down screws is 2-3Nm Torques.

CNC feed and speed available online



3-Wing



5-Wing



Tool holder sold separately.

# SPOILBOARD SURFACING, RABBETING, FLYCUTTER, LEVELER & SURFACE PLANER

*Insert Carbide • 2-Wing*

These industrial router bits feature solid carbide insert knives with four cutting edges that allow users to rotate the knife when one side becomes dull, providing the highest-quality finish available on woodworking tools. Used in resurfacing of particleboard, MDF and balsa core material. Optional general purpose knives for chipboard, balsa core, hardwood/softwood and plastic.

Also perfect for surfacing and finishing using timber slab machines.



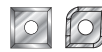
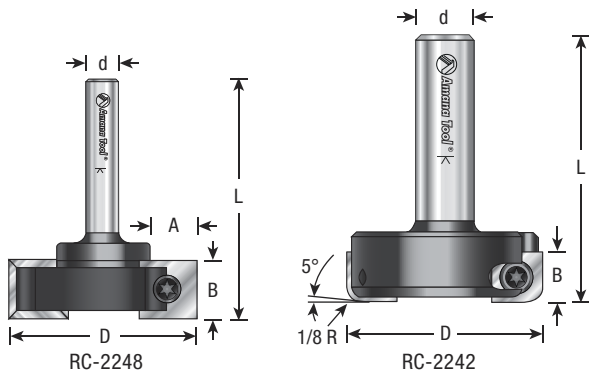
- Utilizes 4-sided carbide inserts
- Exclusive carbide grade for highest quality of cut
- Maximum cutting efficiency
- Faster material removal process

Designed for planing & rabbeting the following materials:

- MDF
- Fiberboard
- HDF/LDF
- Chipboard\*
- Balsa Core\*
- Hardwood/Softwood\*
- Plastic\*



\*For optimal results and maximum insert life, replace inserts with optional general purpose knives (sold separately).



ØD	B	Ød	L	Max Cut Depth (A)	Repl. MDF Knives	Repl. Screws	Max RPM	Tool No.
1	12mm	1/4	2-1/64	1/4	HMA-12 †	67115	24,000	RC-2243 +♦
1-1/4	12mm	1/4	1-11/16	1/4	HMA-12 †	67117	18,000	RC-2245 +♦
1-1/2	12mm	6mm	1-11/16	1/4	HMA-12 †	67117	24,000	RC-2256 +♦
1-1/2	12mm	1/4	1-11/16	1/4	HMA-12 †	67117	24,000	RC-2248 +♦
1-1/2	12mm	1/2	2-3/16	1/4	HMA-12 †	67117	24,000	RC-2241
1-1/2	1/2	1/2	2-1/2	3/8	—	—	14,500	DRB-440 ♦
1-3/4	12mm	1/2	1-49/64	—	RCK-344	67115	28,000	RC-2242 **
2-1/2	1/2	1/2	2-1/2	1/4	HMA-12 †	67110	19,000	RC-2257
4	1/2	3/4	3	1/4	HMA-12 †	67110	13,000	RC-2258 ♦

+ Mini Design.

† Optional general purpose knives #AMA-12.

\*\* Best recommended for planing/flattening in surfaces of large solid wood slabs with a handheld router in router sleds. Features a 1/8 radius 5° bevel, making this tool unique compared to other spoilboard bits. Not to be used for slot cutting.

♦ Polycrystalline Diamond (PCD) for extremely long life.


⚠ **Warning:** Proper torques rating to tighten down screws is 2-3Nm Torques.

♦ CNC use only.



RC-2242: Rotate inserts for straight edge cut.

PDF CNC feed and speed available online





**INDUSTRIAL**

# Mortising Router Bits



Mortising is one of the most common woodworking operations. Mortise-and-tenon joints, hinges and locks, grooves and dadoes, all require the precise removal of material.

Whether you need a deep mortise for a strong, interlocking joint on a chair or a shallow mortise for hardware installation, Amana Tool® has a bit for the task. Some bits even have an upper guide bearing for use with a template. All of our mortising bits have Amana's renowned quality; your assurance of efficient, precise cuts and long tool life.

## MORTISING

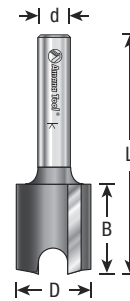
*Carbide Tipped • 2 Flute*

Cutting mortises for hinges and locks can be challenging; the mortise depth must be accurate for smooth operation and the edges must be sharp for a clean, professional installation. These mortise bits make hardware installation a snap. The large gullet between the two flutes clears chips away quickly and the cutter geometry creates a crisp outline for a perfect fit.



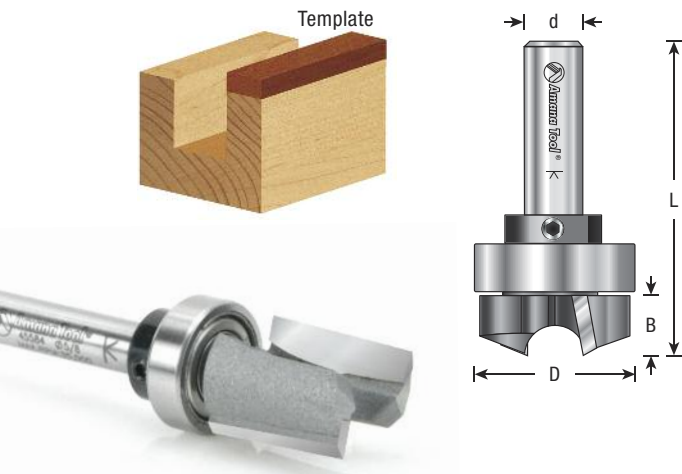
ØD	B	Ød	L	Tool No.
1/2	3/4	1/4	2	45500
5/8	3/4	1/4	2	45502
3/4	3/4	1/4	2	45504
3/4	5/8	1/2	2-1/4	45181* <i>New</i>
1-1/4	3/4	1/2	2-1/8	45505

\* Without large gullet.



**NOTE:**  
A proper mortising bit, as shown, should have a large gullet between the two flutes, as indicated with an arrow. This allows greater chip clearance and removal.





## MORTISING WITH UPPER BALL BEARING

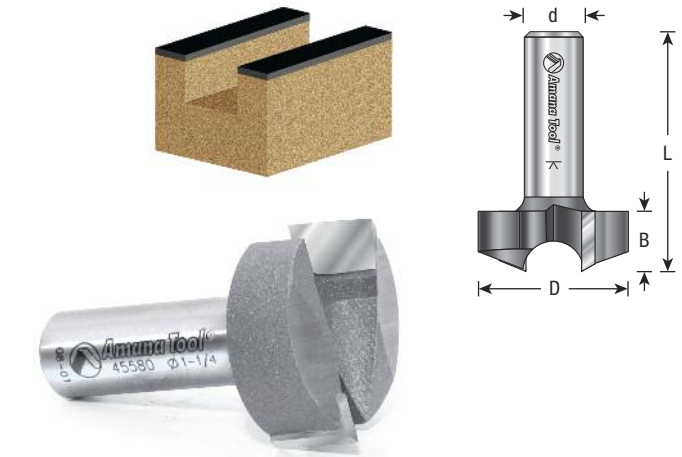
*Carbide Tipped • 2 Flute • Down-Shear Design*

There is no faster method for producing multiple mortises than with a template. The accuracy achieved with a template is unparalleled. These mortise bits are specially designed for use with templates, both linear and curved.

If you've ever used a bushing with template work then you'll appreciate these bearing-guided bits; there's no need to calculate offset – ever. Instead, the mortise is sized exactly to the template. And, unlike a bushing on the router sub-base, the guide bearing is always concentric to the cutting circle of the bit. This ensures precise cuts each and every time.



ØD	B	Ød	L	Replacement		Tool No.
				Bearing	Collar	
1/2	3/4	1/4	2-3/8	47701	47724	<b>45582</b>
5/8	3/4	1/4	2-3/8	47712	47724	<b>45584</b>
3/4	3/4	1/4	2-7/16	47714	47724	<b>45586</b>
1-1/4	1/2	1/2	2-5/8	47756	47740	<b>45590</b>



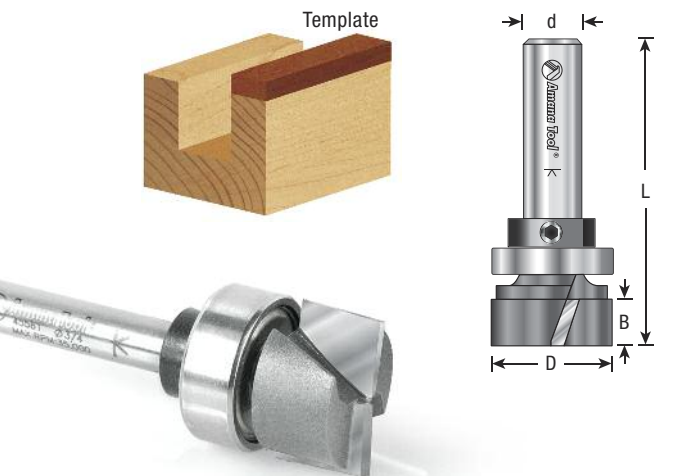
## MORTISING

*Carbide Tipped • 2 Flute • Down-Shear Design*

Intended for hinge mortising, this bit is an excellent choice for cutting laps and tenons as well. The sides and bottom of the cut are exceptionally smooth. The down-shear design reduces chipping along the top edge of the cut, especially in laminates, veneered plywood and MDF. The large gullet between the cutting edges provides excellent chip clearance.



ØD	B	Ød	L	Tool No.
1/2	5/16	1/4	1-7/16	<b>45570</b>
3/4	3/4	1/2	2-1/4	<b>45576</b>
1-1/4	15/64	1/2	1-3/4	<b>45578</b>
1-1/4	1/2	1/2	2	<b>45580</b>



## MORTISING FOR BOTTOM CLEANING WITH UPPER BALL BEARING

*Carbide Tipped • 2 Flute • Up-Shear Design*

Shank-mounted ball-bearing for pattern and template routing.



ØD	B	Ød	L	Replacement		Tool No.
				Bearing	Collar	
3/4	7/16	1/4	2-1/4	47714	47724	<b>45561</b>
3/4	7/16	1/2	2-1/2	47721	47739	<b>45563</b>
1	7/16	1/2	2-1/2	47754	47740	<b>45565</b>
1-1/2	5/8	1/2	2-3/4	47758	47740	<b>45567</b>

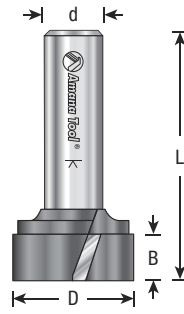
# MORTISING FOR BOTTOM CLEANING

*Carbide Tipped • 2 Flute • Up-Shear Design*

This bit is intended for broad, very shallow cuts, where an exceptional finish is desired. Use it to clean up previously cut dados and grooves, or for surfacing cuts. The up-shear configuration improves chip removal, while the cutting-edge orientation produces a smooth surface.



ØD	B	Ød	L	Tool No.
3/4	7/16	1/4	2-1/4	45560
3/4	7/16	1/2	2-1/2	45562
1	7/16	1/2	2-1/2	45564
1-1/2	5/8	1/2	2-3/4	45566



# UP-SHEAR BIT SLOT MORTISER

*Carbide Tipped • 2 Flute*

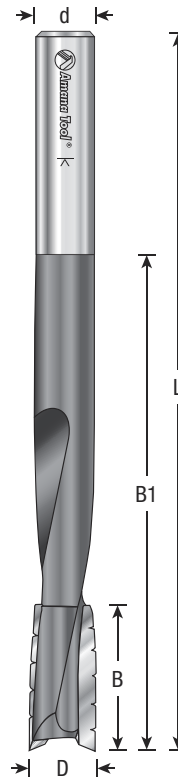
These bits are designed to do deep slot and holes for tenon, especially in doors, chairs, tables, etc. Special carbide with a 1" long up-shear and chipbreaker for fast cuts and chip clearance. For use in lock mortising and door machines.

**For Slot Mortiser Only**



ØD	B	B1	Ød	L	Tool No.
1/2	1	2-3/4	1/2	6	45540 ▲
5/8	1	4-3/4	1/2	6-5/8	45542 ▲
3/4	1	4-3/4	1/2	6-5/8	45544 ▲

**▲ Warning: DO NOT USE THESE BITS ON A DRILL PRESS MACHINE UNDER ANY CIRCUMSTANCES!**





# HINGE AND LOCK FACE MORTISING/DADO SCREW TYPE CUTTER

Replaces Her-Saf® Style • Carbide Tipped • 2 Flute

Mortise doors to fit hinges, locks, lock face plates and for general stock removal. All cutters fit threaded arbors (see threaded arbor table below).

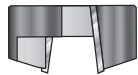
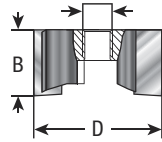
## Down Shear



ØD	B	Thread	Tool No.
1/2 - 0.015	7/8	1/4" - 28	55283
1/2	7/8	1/4" - 28	55251
1/2	0.885	1/4" - 28	55253
1/2 + 0.015	9/16	1/4" - 28	55277
9/16	9/16	1/4" - 28	55279
9/16 + 0.015	9/16	1/4" - 28	55278
19/32	9/16	1/4" - 28	55281
5/8	9/16	1/4" - 28	55259
5/8 + 0.015	9/16	1/4" - 28	56250
11/16	9/16	1/4" - 28	56251
23/32	9/16	1/4" - 28	56252
3/4 - 0.015	9/16	1/4" - 28	55285
3/4	9/16	1/4" - 28	55250
3/4 + 0.015	9/16	1/4" - 28	55248
25/32	9/16	1/4" - 28	56253
13/16	9/16	1/4" - 28	55249
7/8	9/16	1/4" - 28	55252
15/16	9/16	1/4" - 28	55149
1	9/16	1/4" - 28	55254
1 + 0.015	9/16	1/4" - 28	56255
1-1/8	9/16	1/4" - 28	55256
1-1/4	9/16	1/4" - 28	55257
1-1/4	11/16	1/4" - 28	56254
1-1/4	5/8	1/4" - 28	55258
1-1/4	5/8	5/16" - 24	55255 *



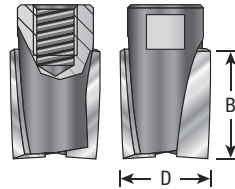
Arbor sold separately.



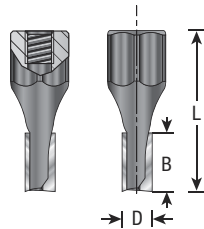
Fits Porter-Cable® & other standard model mortising jigs. Also used in door machines.



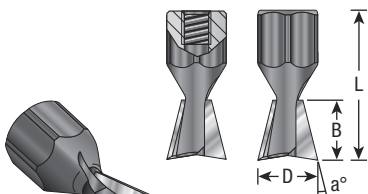
Down Shear Style



Straight Style



Dovetail Style



Arbors: 1/4" Shank use #47611. 1/2" Shank use #47614. \* Use arbor #47616.

## Straight Style - No Shear

ØD	B	Thread	L	Tool No.
1/8 + 0.015	3/8	1/4" - 28	1-7/16	56268
3/16 + 0.039	1/2	1/4" - 28	1-19/32	56269
1/4	1/2	1/4" - 28	1.360	56270
1/4 + .015	1/2	1/4" - 28	1.360	56272
9/32	1/2	1/4" - 28	1.360	56273
5/16 + .015	1/2	1/4" - 28	1.360	56275
3/8	9/16	1/4" - 28	1.360	56274
3/8 + .015	9/16	1/4" - 28	1.360	56276

## DOVETAIL SCREW TYPE CUTTERS New

Used with half-blind dovetail jigs, as well as with Omnijig®, Inkra® and Leigh® jigs. All cutters fit threaded arbors.



ØD	a°	B	Thread	L	Tool No.
1/2	14°	1/2	1/4" - 28	1-1/4	56280
3/8	9°	3/8	1/4" - 28	1-1/8	56281
7/16	10°	3/8	1/4" - 28	1-1/8	56282
5/8	14°	9/16	1/4" - 28	1-1/4	56283
3/4	14°	3/4	1/4" - 28	1-1/2	56284

## THREADED ARBOR

For Screw Type Mortising Cutters (above tables)



For Use With Cutter(s):	ØD	Ød	A	B	L	Tool No.
#55250 through #55258	1/4-28NF	1/4	1-7/16	1/4	1-13/16	47611
#55251	1/4-28NF	1/4	1-1/4	15/32	1-13/16	47615
#55255	5/16-24NF	1/4	1-7/16	1/4	1-13/16	47616
#55250 through #55258	1/4-28NF	1/2	1-1/2	1/4	1-1/2	47614

Due to application, these arbors are not furnished with hex nut or washers.

**INDUSTRIAL**

# Flush Trim Router Bits

## FLUSH TRIM PLUNGE TEMPLATE

*Carbide Tipped • 2 & 3 Flute with Upper Ball Bearing*

This bit is essentially a plunge-cutting straight with a shank-mounted ball-bearing pilot. Versatile, useful for template/pattern routing of parts, joints, internal cuts and can be used in handheld and table-mounted routers.



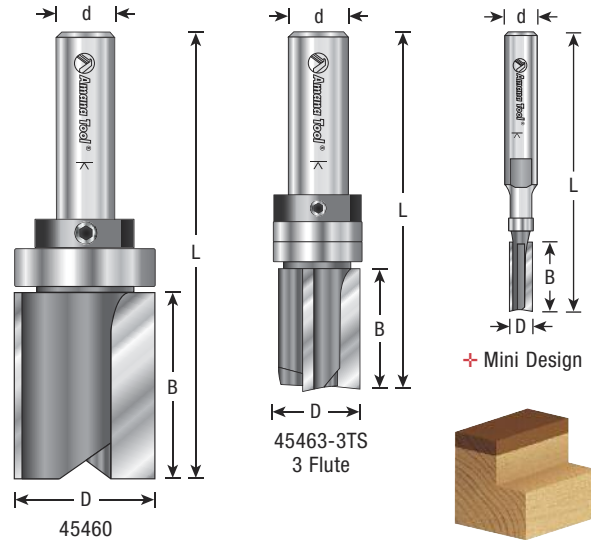
ØD	B	Ød	L	Flute	Repl. Bearing	Repl. Collar	Tool No.
3/16	1/4	1/4	1-3/4	2	47775	—	47222-S+
3/16	1/2	1/8	2	2	47775	—	47220+
3/16	1/2	1/4	2	2	47775	—	47222+
1/4	1/4	1/8	1-15/16	2	47723	—	47223-S+
1/4	1/4	1/4	2-1/2	2	47723	—	47224-S+
1/4	3/4	1/4	2-7/16	2	47723	—	47224+
3/8	1/2	1/4	2	2	47751(2)	47764	45475**
3/8	1	1/2	3-1/4	2	47751	—	47226
1/2	3/8	1/4	2-1/4	2	47701	47724	45481
1/2	1/2	1/4	2	2	47701	47724	45487
1/2	3/4	1/4	2-1/4	2	47701	47724	45491
1/2	1	1/4	2-1/2	2	47701	47724	45460
1/2	1-1/4	1/4	2-3/4	2	47701	47724	45461
1/2	1-1/4	1/2	3-1/2	2	47701	—	47228
9/16	3/4	1/4	2-5/16	2	47753	47724	45361 <i>New</i>
5/8	1/2	1/4	2-1/4	2	47712	47724	45482
5/8	3/4	1/4	2-1/2	2	47712	47724	45483
5/8	3/4	1/4	2-5/8	2	47712	47724	45470
5/8	1	1/4	2-3/4	2	47712	47724	45462
3/4	3/4	1/4	2-3/8	2	47714	47724	45485
3/4	1	1/4	2-1/2	2	47714	47724	45464
3/4	1	1/2	3	2	47721	47739	45463
3/4	1-3/4	1/2	3-3/4	2	47721	47739	45465
7/8	1	1/2	2-13/16	2	47830	47740	45363 <i>New</i>
7/8	1-9/64	1/2	3-15/16	2	47793	—	57176
1	1	3/8	2-7/8	2	47722	47730	45466
1	1	1/2	2-3/4	2	47745	47740	45365 <i>New</i>
1	1-3/4	1/2	3-3/4	2	47754	47739	45467
1-1/8	1	1/2	3	2	47738	47740	45550
1-1/8	1-1/2	1/2	3-1/2	2	47738	47740	45468
1-1/8	2	1/2	4	2	47738	47740	45551
1-1/4	1-1/2	1/2	3-3/8	2	47747	47740	45367 <i>New</i>
1-1/2	1-3/4	1/2	3-3/4	2	47749	47740	45368 <i>New</i>
3/8	1/2	1/4	2	3	47751	47764	45475-3TS
1/2	1	1/4	2-1/2	3	47701	47724	45460-3TS
3/4	1	1/2	3	3	47721(2)	47739	45463-3TS**

### Down-Shear

ØD	B	Ød	L	Flute	Repl. Bearing	Repl. Collar	Tool No.
3/4	1-1/4	1/2	3-1/4	2	47721(2)	47739	45360**
3/4	1-1/2	1/2	3-1/2	2	47721(2)	47739	45362**
3/4	2	1/2	4	2	47721(2)	47739	45364**
3/8	1/2	1/4	2	3	47751	47764	45475-3DS*
1/2	1	1/4	2-1/2	3	47701	47724	45460-3DS*
3/4	1	1/2	3	3	47721(2)	47739	45463-3DS**

+ **Attention:** Reduce RPM & Feed Rates (IPM) by 30-50% to prevent tool breakage due to extremely small diameter (D). Bits are not guaranteed due to extremely small diameter.

\* Single bearing. \*\*Double bearing.



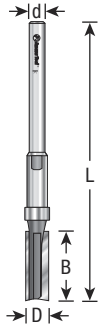
Down-shear angle cuts faster, cleaner and lasts longer than straight angle because of the chip removal speed.

We recommend using the down-shear angle in most instances especially where large diameters are used.



**ONE OF THE SMALLEST DIAMETER PLUNGE BIT WITH BALL BEARING IN THE INDUSTRY!**

**A MAX**  
HARDER CARBIDE  
FOR EXTENDED LIFE



## MINI FLUSH TRIM PLUNGE TEMPLATE

*Carbide Tipped with Mini Upper Ball Bearing Guide*

These exclusive miniature bits feature either a 3/16" or 1/4" diameter ball bearing guide that is much smaller than other ball bearing router bits, making them ideal for delicate projects such as sign-making, building musical instruments, routing letter edges, flush trimming and plunging tight corners and confined areas and high production.

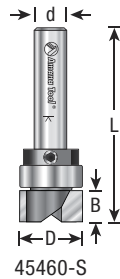
The bits can fit into tight spaces and sharp corners where a larger diameter bearing cannot, making it easier for users to work on finely detailed work pieces that have intricate contours, tight confines and narrow openings.

The series' innovative design also delivers a consistent edge that eliminates hand sanding or filing, thus saving users time and labor. Can be used on wood and plastics.




ØD	B	d	L	Repl. Bearing	Tool No.
3/16	1/2	1/8	2	47775 (3/16)	47220
3/16	1/2	1/4	2	47775 (3/16)	47222
3/16	1/4	1/4	1-3/4	47775 (3/16)	47222-S
1/4	1/4	1/8	1-15/16	47723 (1/4)	47223-S
1/4	3/4	1/4	2-7/16	47723 (1/4)	47224
1/4	1/4	1/4	2-1/2	47723 (1/4)	47224-S

**Attention:** Reduce RPM & Feed Rates (IPM) by 30-50% to prevent tool breakage due to extremely small diameter (D). Bits are not guaranteed due to extremely small diameter.



45460-S

Template



## DADO CLEAN-OUT

*Carbide Tipped • 2 Flute • 1/4" Shank*

Bits are designed with a 1/4" cutting edge for dado clean-out. Also used in hardwood and flooring medallions.



ØD	B	Ød	L	Repl. Bearing	Repl. Collar	Tool No.
3/8	1/4	1/4	1-3/4	47751(2)	47764	45475-S †
1/2	1/8	1/4	1-3/4	47701	47724	45489-S
1/2	1/4	1/4	1-5/8	47701	47724	45460-S
9/16	3/8	1/4	1-27/32	47753	47724	45474-S *
5/8	1/4	1/4	1-3/4	47712	47724	45462-S
3/4	1/4	1/4	1-3/4	47714	47724	45464-S

† Double bearing.

\* Tambour groove/slot bit.

## FLUSH TRIM TEMPLATE

*Insert Carbide • 2 Flute with Upper Ball Bearing*

Insert carbide is the economical way to go. Each knife has two edges; saves down time. We have three different grades of carbide for various applications, such as: hard/softwood, MDF, solid surface, chipboard and plywood.



ØD	B	Ød	L	Replacement Knives	Tool No.
3/4	30mm	1/2	3-1/4	RCK-30	RC-1230
3/4	50mm	1/2	3-15/16	RCK-151	RC-2400**

\*\* This tool is meant for difficult work. The knives are held with 3 screws.

Replacement parts: Bearing #47721; Collar #47739; Knife screws #67115.

Template



## 8-PC. FLUSH TRIM PLUNGE TEMPLATE

*1/8", 1/4" & 1/2" Shank • Carbide Tipped Router Bit Collection*

Extremely small cut diameter trim bits for tight turns. The exclusive miniature bit features either a 3/16" or a 1/4" diameter ball bearing guide that is much smaller than other ball bearing router bits on the market.

**Set #AMS-600**

Includes the following Amana Tool® router bits:

#47220, #47222, #47222-S, #47224, #47224-S, #47226, #45460-S, #47228 & #RB-102



# FLUSH TRIM

Carbide Tipped • With Ball Bearing Guide

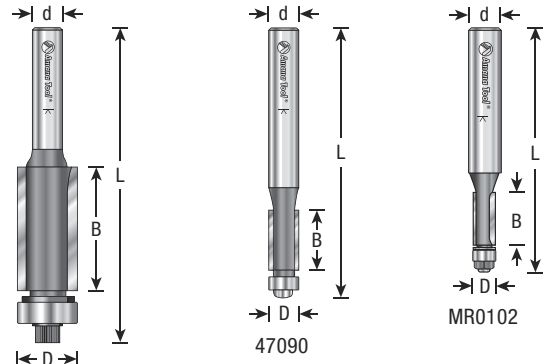


Use any of the flush trimming bits below for laminate work or for template and pattern work. For template application, the bearing follows the template, while the cutting edges trim the workpiece. With the router handheld, the template is on the bottom of the work. With a table-mounted router, the template is on top. A two-flute bit is a good general-purpose choice, providing fast cuts and good finishes. Excellent for template work.



## 2 Flute

ØD	B	Ød	L	Tool No.
3/16	7/16	1/8	1-23/32	MR0105 ***
3/16	7/16	1/4	2	MR0102 ***
3/16	3/4	1/4	2-7/16	MR0103 ***
1/4	1/2	1/4	2-1/4	47090 *
1/4	1	1/4	2-1/2	47092 *
3/8	1/2	1/4	2-1/8	47102
3/8	1	1/4	2-5/8	47100
3/8	1	3/8	2-7/8	47103 †
3/8	1	1/2	3-1/8	47101
3/8	1-1/4	1/4	2-3/8	47093
1/2	8mm(5/16)	1/4	2-1/4	RC-2000
1/2	7/16	1/4	2-19/64	DRB-400
1/2	1/2	1/4	2-1/4	47106
1/2	1/2	1/2	2-3/4	47110
1/2	13/16	1/4	2-5/16	RC-47104
1/2	1	1/4	2-5/8	47104
1/2	1	1/4	2-53/64	DRB-404
1/2	1	3/8	2-7/8	47112
1/2	1	1/2	3-1/4	47108
1/2	1-1/4	1/4	2-3/4	47117
1/2	1-1/2	1/2	3-7/8	47124
1/2	2	1/2	4-1/4	47126
3/4	1	1/2	3-1/4	47140
3/4	1-1/4	1/2	3-1/2	47141
7/8	1-9/64	1/2	3-15/16	57174 **



47104  
2 Flute



Replacement Bearings: 1/4" dia. use #47723, 3/8" dia. use #47702, 1/2" dia. use #47706, 3/4" dia. use #47714. Undersized bearing (.492" dia.), use #47715 - for use after re-sharpening.

\* 1/4" diameter for closer inside corner cutting only; bearings not guaranteed due to size.

Replacement knife #RCK-262 (2 required). Replacement knife #RCK-8 (2 required).

Polycrystalline Diamond (PCD) for extremely long life. Also good to cut composites and trim ACM materials and Aluminum. † Single Flute, for the RV industry.

\*\* Replacement bearing #47798. \*\*\* Miniature with 3/16" ball bearing guide #47775.

## 3 Flute

For an extremely smooth finish, choose the three-flute configuration. It is especially good to use on laminates that tend to chip easily.

ØD	B	Ød	L	Tool No.
1/2	1/2	1/4	2	47116
1/2	1/2	1/2	2-5/8	47120
1/2	1	1/4	2-5/8	47114
1/2	1	1/2	3-1/4	47118
1/2	1	1/2	3-5/8	47118-2 ••

Standard replacement bearing (.500" dia.), use #47706.

Undersized bearing (.492" dia.), use #47715 - for use after re-sharpening.

•• Double ball bearing for added stability.

## 4 Flute

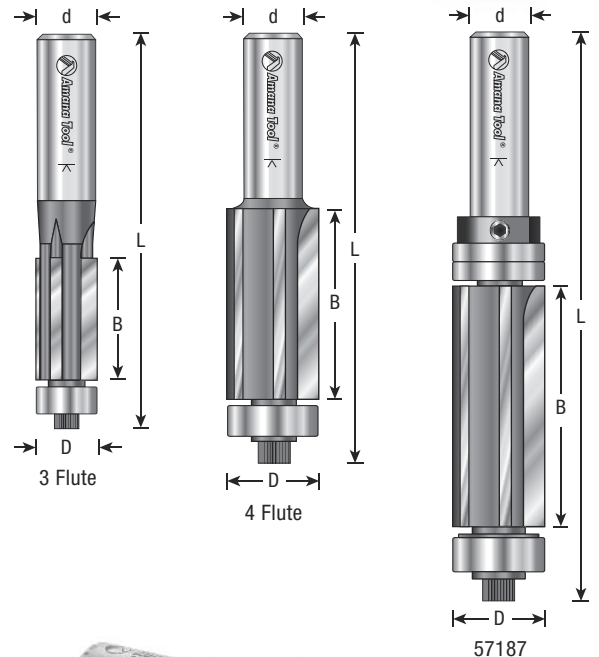
For a super-smooth cut finish, use a four-flute bit. Feed rate is reduced, and chipping is virtually eliminated.

ØD	B	Ød	L	Tool No.
3/4	1	1/2	3	57184
3/4	1-1/2	1/2	4	57185
3/4	2	1/2	4-1/2	57186
3/4	2	1/2	4-3/4	57187 ***

Standard replacement bearing (steel) use #47714.

Optional Delrin® replacement bearing use #47709, for solid surface application.

\*\*\* Replacement bearings #47714 (bottom), #47721 (2 top). Retaining collar #47740.



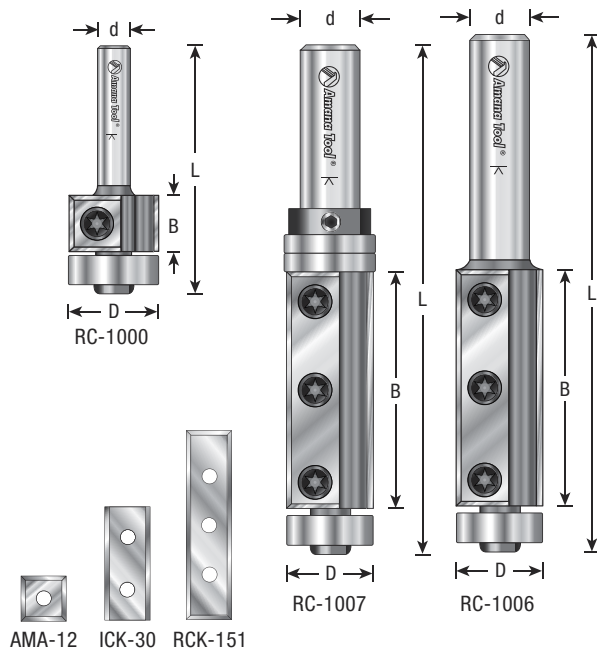
3 Flute

4 Flute

57187







## FLUSH TRIM

*Insert Carbide • 2 Flute with Ball Bearing Guide*

In a production environment, insert tooling reduces downtime to a minimum. Each throw-away insert knife in this flush trimming bit has multiple edges. Rotate the knife to expose a fresh cutting edge. Tips can be replaced at any time, even mid-job, without changing the router setup.



ØD	B	Ød	L	Repl. Knives	Tool No.
3/4	12mm	1/4	2-1/8	AMA-12	<b>RC-1000</b>
3/4	30mm	1/2	3-1/4	ICK-30	<b>RC-1004</b>
3/4	50mm	1/2	4-5/16	RCK-151	<b>RC-1006*</b>
3/4	50mm	1/2	4-1/4	RCK-151	<b>RC-1007**</b>

\* This tool is meant for difficult work. The knives are held with 3 screws.

\*\* Replacement parts: Bearings #47711 (bottom), #47721 (2 top); Retaining collar #47739; Dust shield #67116.

**NOTE:** #RC-1000, #RC-1006 & #RC-1007 have four cutting edges per knife. #RC-1004 has two cutting edges per knife.


Torx® key included – #5005.

Replacement parts:

Bearing #47711.

Knife screws #67115.

Bearing screws #67137.



## ECONOMY FLUSH TRIM

*Insert Carbide • 2 Flute with Ball Bearing Guide*

Get the practicality and productivity of an insert bit for the cost of a standard brazed-tip bit. The small two-sided carbide insert knives usually can be changed without altering the bit setup in the router. Because the knives aren't heated for brazing, it can be made of a harder grade of carbide and it will hold its edge longer. Ideal for both standard routers and laminate trimmers.




ØD	B	Ød	L	Repl. Knives	Tool No.
1/2	8mm(5/16)	1/4	2-1/4	RCK-8	<b>RC-2000</b>

Replacement parts: Bearing #47706; Knife hex key #5011;

Knife screws #67016; Bearing screw #67018;

Allen key for bearing #5007.



## FLUSH TRIM PLUNGE TEMPLATE

*Carbide Tipped • 2 Flute with Oversized Upper Ball Bearing*

For template use with specified jigs.



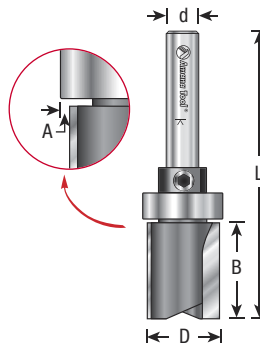

Jigs	ØD	B	Ød	L	A	Repl. Bearing	Tool No.
Porter-Cable® Morten™, Morten & Tenon, Omnijig®	5/16	3/4	1/4	2-3/4	3/32	47701	<b>45495</b>
Porter-Cable® Morten™, Morten & Tenon, Omnijig®	5/16	1	1/4	2-23-32	3/32	47701	<b>45371 New</b>
Hinge-Mate™ II Template	1/2	1/4	1/4	1-7/8	1/8	47714	<b>45496</b>

Replacement for 1/2 3/8 1/4 2-1/2 1/16 47712 **45484**  
 "Porter-Cable®" bit #43671 one piece. For Mortising of doors to accept hinge butts with Porter-Cable® Kit model #59370 for 3", 3-1/2" and 4" hinges

	9/16	9/16	1/4	2-5/16	1/32	47712	<b>45372 New</b>
--	------	------	-----	--------	------	-------	------------------

Replacement collar #47724.

Template



# NO-FILE™ FLUSH TRIM

*Carbide Tipped • 2 Flute with Ball Bearing Guide*

Eliminate the time-consuming hand-filing that normally follows each trimming cut on a laminate job. The No-File™ bit “breaks” the sharp edge as it trims the laminate flush. When used properly, the resulting edge is smooth and has a slight radius.


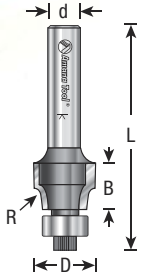


ØD	B	R	Ød	L	Tool No.
1/2	3/8	.015 (0.4mm)	1/4	1-7/8	47154
1/2	3/8	.059 (1.5mm)	1/4	1-7/8	47150
1/2	3/8	.059 (1.5mm)	1/2	2-1/8	47152

**Note:** #47154 is for laminates .025"-.038" thick (.4mm radius), #s 47150-47152 are for laminates .042"-.052" thick (1.5mm radius). Replacement bearing #47704 (3/8" dia.).



**MAX**  
HARDER CARBIDE  
FOR EXTENDED LIFE



# FLUSH TRIM (EXTRA LONG)

*Carbide Tipped • With Ball Bearing Guide*

Use this bit for template or pattern work where the workpiece is unusually thick. The two-flute configuration cuts fast and produces a smooth finish.

For a superior finish, use the three-flute version. Twin bearings on selected tools provide better contact with reference edge and more stability in the cut.



## 2 Flute

ØD	B	Ød	L	Tool No.
1/2	1-1/2	1/2	3-7/8	47124
1/2	1-1/2	1/2	4-1/16	47124-2 ••
1/2	2	1/2	4-1/4	47126
1/2	2	1/2	4-3/8	47126-2 ••

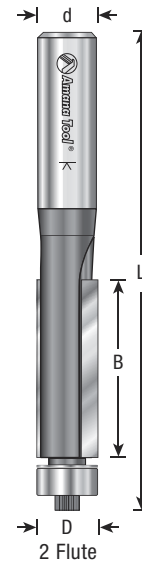
## 3 Flute

ØD	B	Ød	L	Tool No.
1/2	1-1/2	1/2	3-7/8	47128
1/2	1-1/2	1/2	4-1/16	47128-2 ••
1/2	2	1/2	4-5/8	47131

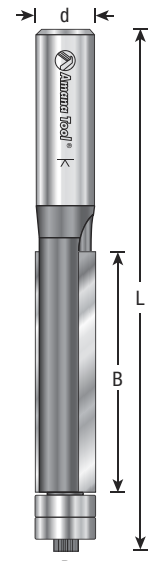
•• Double ball bearing for added stability.

Standard replacement bearing (.500" dia.), use #47706. Undersized bearing (.492" dia.), use #47715 – for use after re-sharpening.

**MAX**  
HARDER CARBIDE  
FOR EXTENDED LIFE



2 Flute



Double Bearing

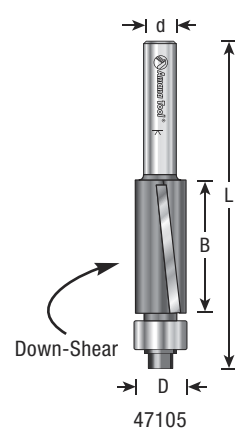
# DYNABIT™ LAMINATE TRIM

*Carbide Tipped • 2 Flute with Ball Bearing Guide*

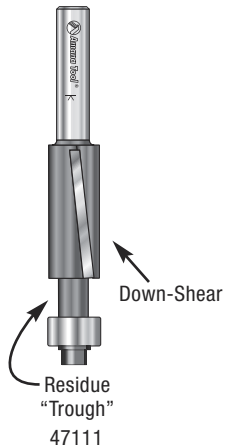
The Dynabit™ line features a modest down-shear for an excellent finish. The helix bits have a spiral-like twist to the cutting edges, making them especially good on difficult materials such as melamine. An adhesive-trapping gap between cutting edges and pilot bearing is featured on tools #47111 & #47113.



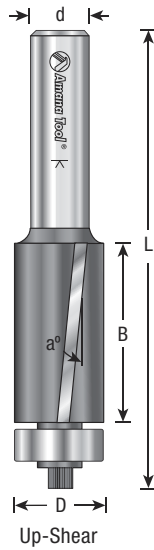

ØD	B	Ød	L	Type	Repl. Bearing	Tool No.
3/8	1/2	1/4	2-1/8	Down-shear	47702	47115
1/2	1	1/4	2-5/8	Down-shear	47706	47105
1/2	1	1/2	3	Down-shear	47706	47109
1/2	1	1/4	2-7/8	Down-shear	47706	47111
1/2	1	1/2	3-1/4	Down-shear	47706	47113
1/2	2	1/2	4	Down-shear	47706	47129
5/8	5/8	1/4	2	Flush Helix	47712	47180
3/4	5/8	1/4	2-1/4	Flush Helix	47714	47182
3/4	3/8	1/4	2	15° Bevel	47714	47184



47105



Residue "Trough" 47111



## SUPERTRIM™ 3° SHEAR

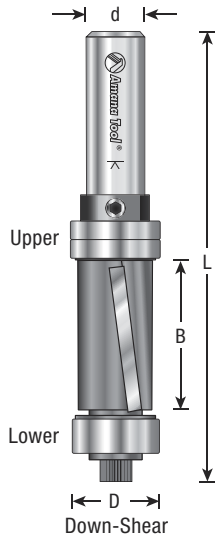
*Carbide Tipped • 2 Flute with Ball Bearing Guide*

For exceptional cutting speed, coupled with a super-fine finish, use these large-diameter flush trim bits on a standard router. Available in either up-shear or down-shear. Especially suitable for solid surface material when used with optional #47709 Delrin® bearing. Furnished with steel bearing #47714.



ØD	a°	B	Ød	L	Type	Tool No.
3/4	3°	1-1/2	1/2	3-7/8	Up-shear	<b>47130</b>
3/4	3°	2	1/2	4-1/4	Up-shear	<b>47134</b>
3/4	3°	1	1/2	3	Down-shear	<b>47135</b>
3/4	3°	1-1/2	1/2	3-7/8	Down-shear	<b>47136</b>
3/4	3°	2	1/2	4-1/4	Down-shear	<b>47138</b>

**Note:** Down-shear bits are not intended for router table use. Steel replacement bearing #47714; Optional Delrin® bearing #47709.



## DOWN-SHEAR MULTI TRIMMER

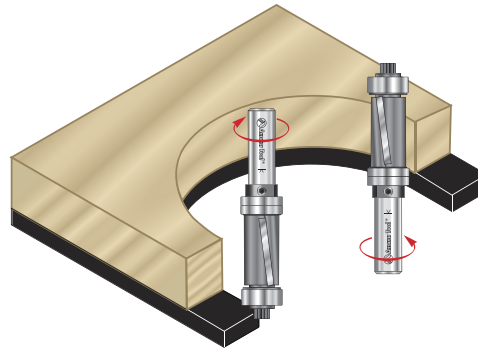
*Carbide Tipped • 2 Flute*

This adaptable double bearing guided cutter has down-shear design, which ensures a clean cut even in difficult materials. The two-bearing design allows the cutter to be used with the template mounted on either side of the work and, consequently, it is possible to cut from either direction using only one template and without moving the template to the other side of the work piece.

This is especially useful when cutting curves which run both with and against the grain.



ØD	B	Ød	L	Replacement Bearing		Tool No.
				Upper	Lower	
1/2	5/8	1/4	2-3/32	47701	47706	<b>47094</b>
3/4	1-1/4	1/2	3-3/4	47721(2)	47714	<b>47096</b>
3/4	2	1/2	4-5/16	47721(2)	47714	<b>47097</b>



# Scratch-Free

Laminate Trim Bits with Euro™ Square Bearing

- Non-stick Teflon® square bearing will not mark your edge
- Will not scratch or mark any laminates with matte or high gloss finish
- Carbide tipped




## LAMINATE TRIMMER WITH EURO™ SQUARE BEARING

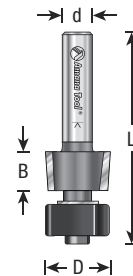
*Carbide Tipped • 2 Flute*

The bits are designed according to specifications with a slight taper allowing for adjustment up or down on the work edge to finish off the edge with a smooth and burr-free cut. The square bearing is manufactured with a strong non-stick Teflon® which won't mark your edge so it can be wiped clean easily.

- Leaves no marks on high-gloss, finished edges
- Glue won't stick to bearing
- Beveled cutter means little or no hand filing
- Will not scratch or mark any laminates with matte or high gloss finish
- Beveled cutter can be resharpened
- Use 1/2" diameter bit with laminate trimmers



ØD	B	Ød	L	Replacement Bearing	Tool No.
1/2	19/64	1/4	1-3/4	SQB100	<b>47147</b>
3/4	5/8	1/4	2-3/8	SQB102	<b>47148</b>
3/4	5/8	1/2	2-5/8	SQB102	<b>47149</b>



**AMAX**  
HARDER CARBIDE  
FOR EXTENDED LIFE

## EURO™ SQUARE BEARING

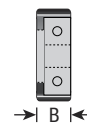
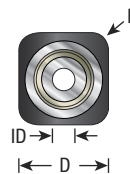
*Will Not Scratch or Mark Laminates with Matte or High Gloss Finish*

Manufactured with non-stick Teflon.

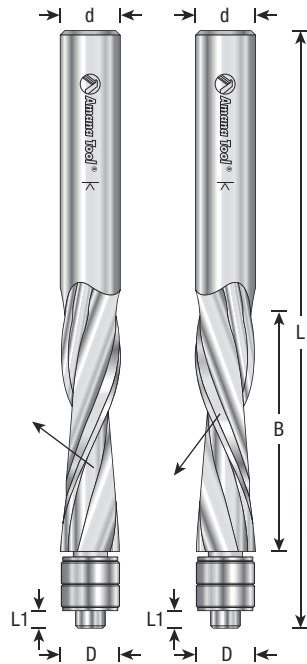
- SQB100 Can be mounted to any 1/2" diameter Amana Tool flush trimmer.
- SQB102 Can be mounted to any 3/4" diameter Amana Tool flush trimmer.

Ø I.D. x Ø O.D.	'B' Bearing Thickness	R	For Tool	Tool No.
3/16 x 1/2	.223	3/32	47147	<b>SQB100</b>
3/16 x 3/4	.273	3/32	47148 & 47149	<b>SQB102</b>

Note: Solvents should not be used to clean ball bearings, as this will deteriorate the special grease. 'Frozen' bearings (ones that do not rotate freely), should be replaced immediately.







## ULTRATRIM™ SPIRAL TRIM

*Solid Carbide • 2 Flute with Double Ball Bearing Guides*

For the ultimate, chip-free finish in laminate, melamine, solid surface, fragile veneers and for template work of all kinds. The twin ball-bearing pilot enhances the stability of the tool. Available in 'Up-Cut' and 'Down-Cut' spirals.



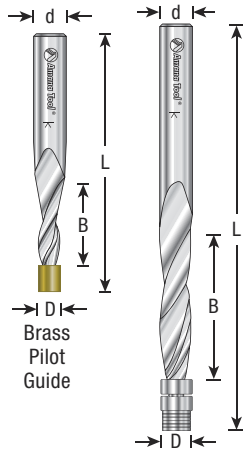
ØD	B	Ød	L	L1	'Up-Cut' Tool No.	'Down-Cut' Tool No.
1/2	1-1/4	1/2	4	5/32	46300	46400
1/2	2	1/2	5	5/32	46304	46404

Replacement bearing: use #47701 (2).

Lock ring: use #47752.

Washer: use #67053.

\* Old style bit with nut use bearing #47706 (2), Nut #67086



## ULTRATRIM™ SPIRAL TRIM

*Solid Carbide • 2 Flute • Up-Cut Or Down-Cut Spiral*

Spiral flush trim bit, #46196 is used for acrylic, wood and MDF up to a 1/4" thick, for getting into tight corners with a small radius and great for cleaning out your edges. #46197 is mainly used for acrylic and wood up to a 1/2" thickness.



ØD	B	Ød	L	'Up-Cut' Tool No.	'Down-Cut' Tool No.
1/8	3/8	1/4	2	46196 *+	46296 *+
1/4	1	1/4	3	46197 ♦	46297 ♦

\* **Note:** Due to extremely small cutting diameter this bit is not guaranteed.

+ Brass pilot guide

♦ Double ball bearing pressed

Replacement bearings for #46197 and #46297: Two #47723.

Philips retaining screws for #46197 and #46297: #67134.



46297



46196

## COMPRESSION SPIRAL

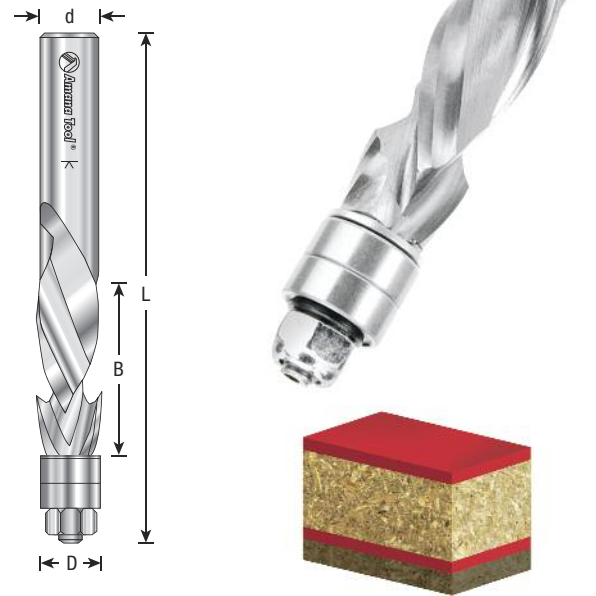
*Solid Carbide • 2 Flute with Double Ball Bearing Guides*

Spiral bits produce razor-sharp cutting edges in flush trimming. The twin ball-bearing pilot enhances the stability of the tool. This bit offers an 'Up-Cut' and 'Down-Cut' combination.



ØD	B	Ød	L	Tool No.
1/2	1-1/4	1/2	3-3/4	46192

Replacement bearing #47706.  
Replacement nut use #67086.



## 'OVERHANG' TRIM

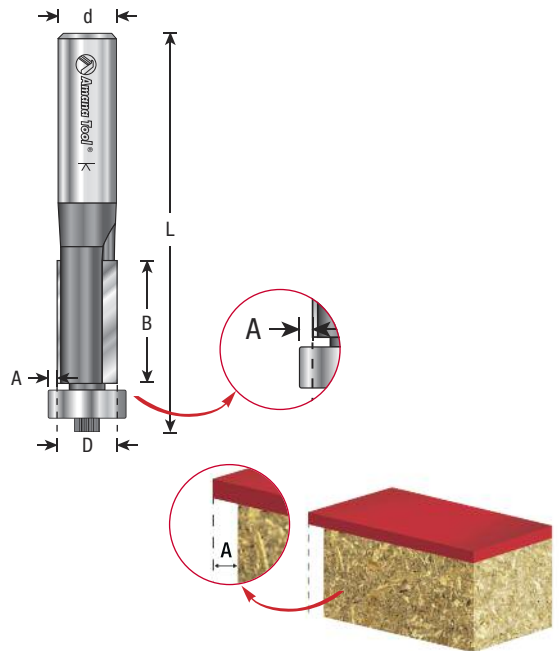
*Carbide Tipped • 2 Flute with Ball Bearing Guide*

Stage flush trimming cuts, whether in laminate work or template work, with this bit. Trimming the material in two passes reduces chipping in laminates and tearout in solid wood. A preliminary cut with the overhang bit leaves a small overhang in laminate or template work, leaves an edge slightly protruding the template.

Complete the operation with a final pass using a standard trim bit.



ØD	B	A	Ød	L	Repl. Bearing	Tool No.
1/4	1/2	1/16	1/4	2-1/4	47704	47185
1/4	1/2	1/8	1/4	2-1/4	47700	47186
1/4	1	1/16	1/4	2-1/2	47704	47188
1/4	1	1/8	1/4	2-1/2	47700	47189
3/8	1/2	1/64	1/4	2-5/32	47794	47193
3/8	1/2	1/32	1/4	2-5/32	47795	47191
3/8	1/2	1/8	1/4	2	47718	47190
3/8	1	1/8	1/4	2-5/8	47718	47195
1/2	1/2	1/16	1/4	2	47718	47192
1/2	1/2	1/16	1/2	2-3/4	47718	47194
1/2	1	1/8	1/4	2-5/8	47720	47197



## FLUSH TRIM 'V' GROOVE

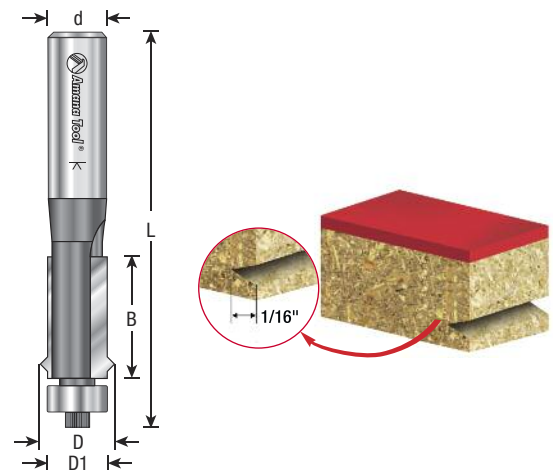
*Carbide Tipped • 2 Flute with Ball Bearing Guide*

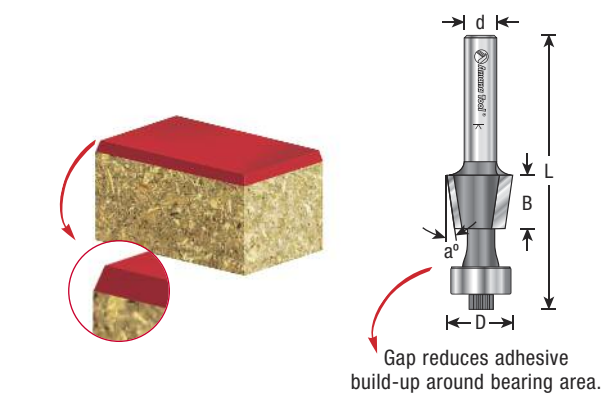
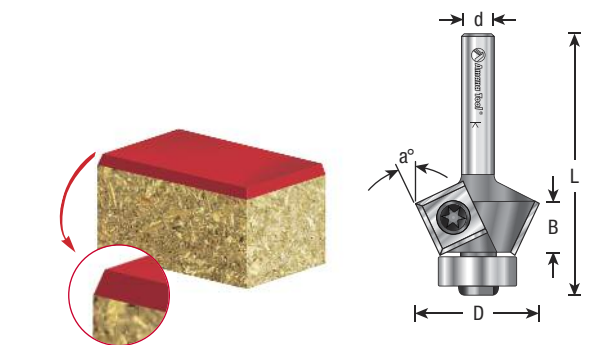
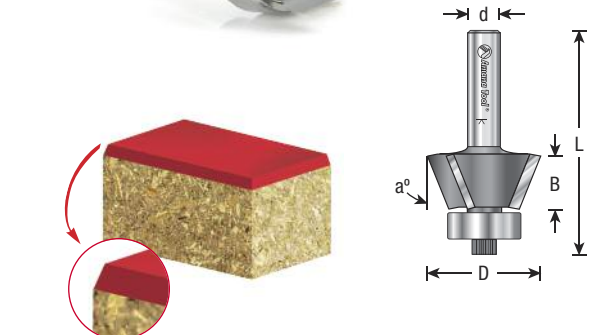
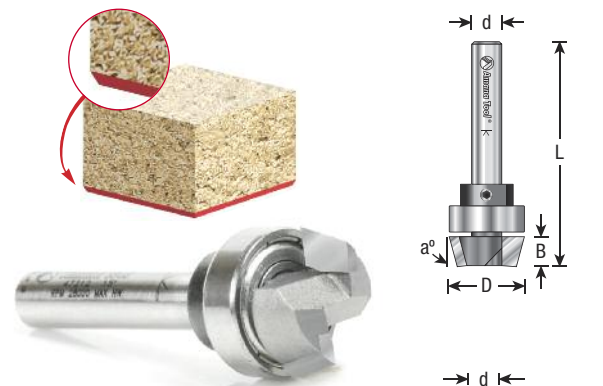
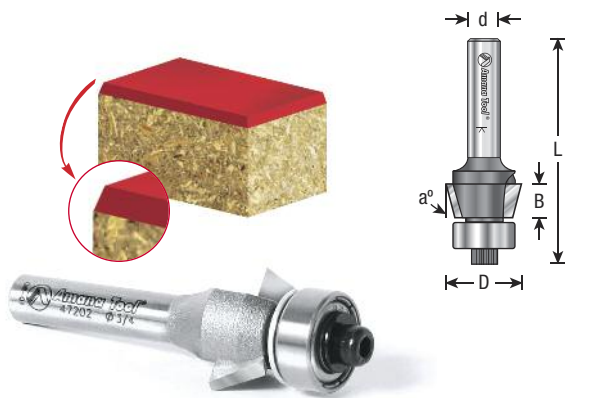
Trim the edges of face frames flush with cabinet sides with this bit. At the same time, cut a decorative 'V' groove to conceal the seam between the frame and the case.



ØD	ØD1	B	Ød	L	Tool No.
5/8	1/2	1	1/4	2-5/8	47160
5/8	1/2	1	1/2	3-1/4	47162

Replacement bearing #47706.





## BEVEL TRIM

*Carbide Tipped • 2 Flute with Ball Bearing Guide*

This is a steel-bodied, carbide-tipped bit for bevel trimming laminate with a standard router. The solid construction reduces vibration for the smoothest cut possible with a two-flute bit.



ØD	a°	B	Ød	L	Repl. Bearing	Tool No.
1/4	7°	3/8	1/4	1-7/8	47775	MR0106 *
1/2	22.5°	1/2	1/4	1-7/8	47775	MR0107 *
9/16	45°	1/4	1/4	1-7/8	47775	MR0108 *
5/8	15°	1/4	1/4	2-3/32	47706	47200
1/2	22°	5/16	1/4	1-3/4	47723	47201
3/4	25°	1/4	1/4	2-3/32	47706	47202
3/4	25°	27/64	1/4	2-3/64	47702	47206
1-1/16	45°	9/32	1/4	2	47706	47204

**Note:** Tool #47206 has a 3/8" diameter bearing for closer inside corner cutting.

\* Miniature 3/16" ball bearing guide #47775.

## BEVEL TRIM

*Carbide Tipped  
2 Flute with Ball Bearing Guide*



ØD	ØD1	B	a°	Ød	L	Repl. Bearing	Tool No.
5/8	1/2	1/4	15	1/4	1-7/8	47712	47212
3/4	1/2	1/4	25	1/4	1-7/8	47714	47214

## BEVEL TRIM

*Carbide Tipped • 3 Flute with Ball Bearing Guide*

The solid construction of this carbide-tipped bit reduces vibration, and its three-flute configuration produces a very smooth cut. Intended for use in a standard router.



ØD	a°	B	Ød	L	Tool No.
3/4	7°	7/16	1/4	2	47302
51/64	15°	7/16	1/4	2	47301
15/16	22°	7/16	1/4	1-7/8	47300
1-3/32	30°	7/16	1/4	2	47304

Replacement bearing #47716.

## BEVEL TRIM

*Solid Carbide Insert  
2 Flute with Ball Bearing Guide*

These knives are canted for bevel-trimming.



ØD	a°	B	Ød	L	Repl. Knives	Tool No.
13/16	15°	7/16	1/4	2-1/4	AMA-12	RC-1008
31/32	25°	7/16	1/4	2-1/4	AMA-12	RC-1010
1-1/16	45°	7/16	1/4	2-1/4	AMA-12	RC-1014
1-1/16	75°	9/16	1/4	2-3/16	AMA-12	RC-1016

**Note:** All bevel trim bits have four cutting edges per knife.

Torx® key included.

Replacement bearing for RC-1014 use #47701. All others use #47712 bearing.

Replacement knife screws #67115.



AMA-12

## SPECIAL BEVEL TRIM

*Carbide Tipped • 2 Flute with Ball Bearing Guide*

A very shallow bevel angle and the gap between the cutting edges and the ball-bearing pilot are the key features of this carbide-tipped bit. The gap collects adhesive residue that usually fouls the pilot and thus degrades the cut.



ØD	a°	B	Ød	L	Tool No.
5/8	8°	15/32	1/4	2-1/4	47210

**Note:** Tool #47210 is a special 8° bevel tool with a gap (.287") to reduce glue build-up.

Standard replacement bearing (.500" dia.) #47706 or new #47715 (.492" dia.) for use after resharpening.

## 45° MITER JOINT UNDER-CUT ASSEMBLY

*Carbide Tipped • 4-Wing with 'Ultra-Glide™' Ball Bearing Assembly*

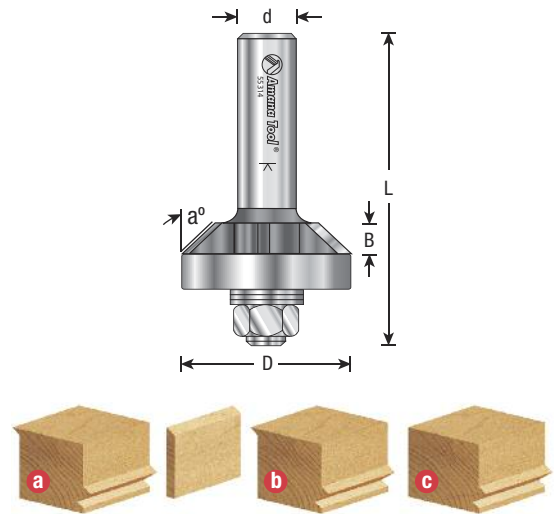
Eliminate that dark line at the edge of a counter or other laminate-covered surface. With this bit assembly, the laminate cemented to the substrate can be trimmed and mitered in one pass. Then a pre-mitered edging strip can be applied. The resulting seam is clean and crisp. Not intended for use in a laminate trimmer.

- Laminated top is 'under-cut', as shown.
- Apron laminate is pre-cut at 45°.
- Adhere pre-cut laminate for a perfect fit. A fine file may be used to remove the sharp edge after joining.



ØD	a°	B	Ød	L	Tool No.
1-3/8	45°	1/4	1/4	2-3/8	55312
1-3/8	45°	1/4	1/2	2-3/8	55314

Replacement parts: 1/4" Shank arbor #47600; 1/2" Shank arbor #47604.  
45° cutter only #55310.  
'Ultra-Glide™' bearing #47727.  
Nut #67088.



## BEVEL TRIM CUTTER ASSEMBLY

*Carbide Tipped • 4-Wing*

**Includes cutter, arbor & ball bearing guide**

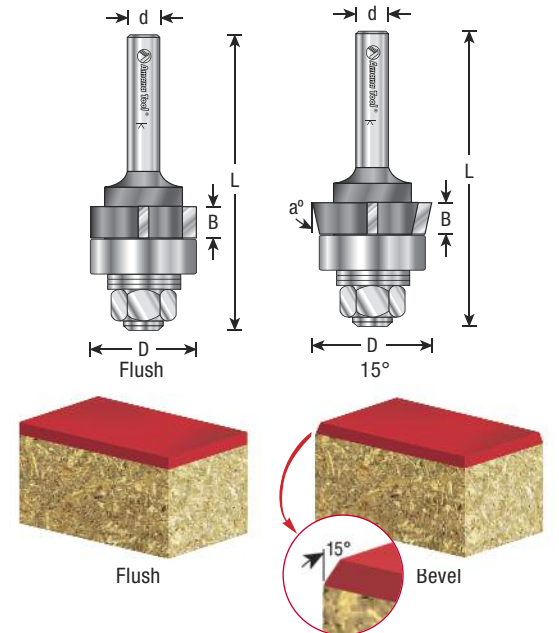
An assembly offers the option of switching cutters – from flush trim to either of two bevel trims – without removing the bit from the router or even changing the depth-of-cut setup. Four flutes yield a smooth, crisp cut finish.

All parts can be replaced individually.



ØD	a°	B	Ød	L	Tool No.
7/8	Flush	1/4	1/4	2-3/8	47400
1	15°	1/4	1/4	2-3/8	47404

Replacement Parts: Arbors: 1/4" – #47600, 3/8" – #47602, 1/2" – #47604.  
Cutters: Flush – #47500, 15° – #47502.  
Bearing #47708.  
Nut #67088.



## 4-WING CUTTERS ONLY

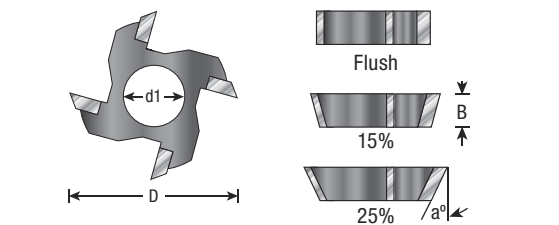
*Carbide Tipped*

Cutters for the above assembly are available separately.



ØD	a°	B	Ød1	Usage	Tool No.
7/8	Flush	1/4	5/16	T or B	47500
1	15°	1/4	5/16	T*	47502
1	15°	1/4	5/16	B**	47502-L
1-1/16	25°	1/4	5/16	T*	47504
1-1/16	25°	1/4	5/16	B**	47504-L

- \* Top cutter.
- \*\* Bottom cutter.



## COMBINATION BEVEL AND FLUSH TRIM

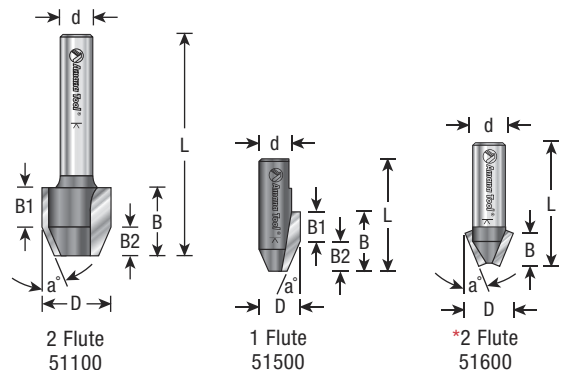
*Carbide Tipped • Single & 2 Flute*

Cut, trim, and bevel laminates with this one bit. Change depth-of-cut setting to shift from flush to bevel-trimming. Must be used with an edge or bearing guide or fence. Designed specifically for use in laminate trimmers.



ØD	a°	B	B1	B2	Flute	Ød	L	Tool No.
1/2	23°	1/2	19/64	13/64	2	1/4	1-3/4	51100
11/32	22.5°	1/2	19/64	13/64	2	1/4	1-5/8	51400
11/32	25°	1/2	17/64	15/64	1	1/4	15/16	51500
13/32	22°	9/32	—	—	2	1/4	15/16	51600*

\* Bevel trim only.



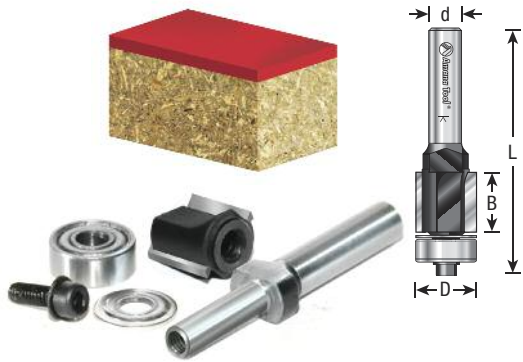


# E-Z CHANGE™ Replaceable Cutter Router Bit System

- No resharping
- Interlocking hex design
- Economical alternative to brazed bits



Cut laminate, MDF, plywood, wood & acrylic straight and flush with each and every cut, without ever re-sharping your bits. E-Z Change™ router bits are an economical alternative to standard router bits. They feature replaceable head carbide tipped cutters, saving you money by replacing only the cutters when the knives become dull, instead of the entire tool. You won't need a second bit while yours is in the sharpening shop; instead, just change the cutters. You won't even lose your set-up because the E-Z Change™ cutters can be replaced with the bit in the router collet. The interlocking hex design guarantees that the cutting surfaces will not slip during use.



## FLUSH TRIM REPLACEABLE CUTTER

Replaces Ocemco #TA-150  
Carbide Tipped • 2 Flute



ØD	B	d	L	Tool No.
1/2	1/2	1/4	1-31/32	<b>47170</b>
3-Pack of Carbide Tipped Cutters for #47170 (Replaces Ocemco #TA-156)				<b>55170</b>

### Replacement Parts

1/4" Shank (screw # 67096 & washer #67082 included): #47624.  
Bearing (3/16" Ød x 1/2" ØD): #47706.



## DADO CLEAN OUT REPLACEABLE CUTTER


Carbide Tipped • 2 Flute



ØD	B	d	L	Tool No.
1/2	1/4	1/4	1-11/16	<b>47173</b>
3-Pack of Carbide Tipped Cutters for #47173				<b>55173</b>

### Replacement Parts

1/4" Shank: #47628.  
Bearing (3/16" Ød x 1/2" ØD): #47706.



## TEMPLATE REPLACEABLE CUTTER

Replaces Ocemco #TA-170  
Carbide Tipped • 2 Flute



ØD	B	d	L	Tool No.
1/2	1/2	1/4	1-15/16	<b>47174</b>
3-Pack of Carbide Tipped Cutters for #47174 (Replaces Ocemco #TA-176)				<b>55174</b>

### Replacement Parts

1/4" Shank: #47626.  
Bearing (3/16" Ød x 1/2" ØD): #47706.

# BEVEL/TAPERED TRIM REPLACEABLE CUTTER


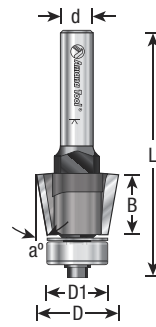
Replaces Ocemco #TA-151  
Carbide Tipped • 2 Flute



ØD	ØD1	a°	B	d	L	Tool No.
5/8	1/2	10°	1/2	1/4	2	47178
3-Pack of Carbide Tipped Cutters for #47178 (Replaces Ocemco #TA-157)						55178
5/8	1/2	15°	1/4	1/4	1-3/4	47179
3-Pack of Carbide Tipped Cutters for #47179						55179

## Replacement Parts

1/4" Shank (screw #67096 & washer #67124 included): #47624 for #47178.  
1/4" Shank (screw #67096 & washer #67124 included): #47629 for #47179.  
Bearing (3/16" Ød x 1/2" ØD): #47706.



# PANEL PILOT

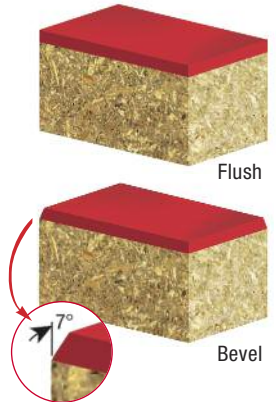
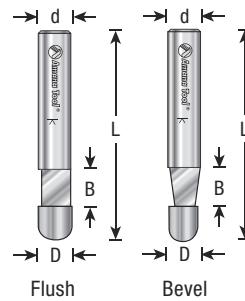
Solid Carbide • Single Flute

The ideal laminate trimming bit for high-volume production. Solid carbide and integral pilot (no bearing to maintain) extend life of bit, slim configuration reduces vibration. Suitable for routers and trimmers.



ØD	B	Ød	L	Type of Cut	Tool No.
1/4	1/4	1/4	1-1/2	Flush	51200
1/4	1/4	1/4	1-1/2	7°	51202
1/4	1/4	1/4	1-1/2	Flush	51204 *
1/4	3/8	1/4	1-1/2	Flush	51206

\* #51204 has a short/flat pilot for dado clean out/ dado cleaning.



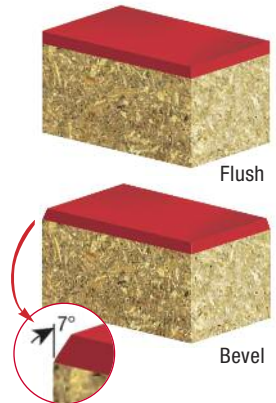
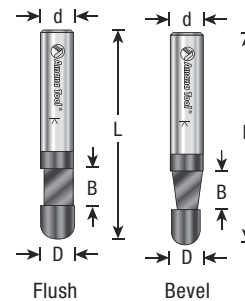
# AITiN COATED PANEL PILOT

Solid Carbide • Single Flute

AITiN coated for longer tool life.



ØD	B	Ød	L	Type of Cut	Tool No.
1/4	1/4	1/4	1-1/2	Flush	51200XL
1/4	1/4	1/4	1-1/2	7° Bevel	51202XL



**AITiN COATED BITS**

# DOUBLE END PANEL PILOT

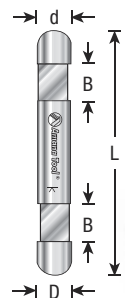
Solid Carbide • Single Flute

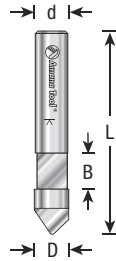
The ideal laminate trimming bit for high-volume production. Solid carbide and integral pilot (no bearing to maintain) extend life of bit, slim configuration reduces vibration. Suitable for routers and trimmers.

Unique double ended panel pilot bits provide 2 cutting sides in one tool. When the bit dulls, just flip it over!



ØD	B	Ød	L	Type of Cut	Tool No.
1/4	1/4	1/4	2	Flush	51201
1/4	1/4	1/4	2	7° Bevel	51203





## HOLE AND FLUSH CUT TRIMMER

*Solid Carbide • Single Flute*

This bit is used where laminate is applied over pre-cut openings in the substrate. In a continuous operation, bore through the laminate and cut the laminate out of the opening. The plunge point bores through the laminate to begin, and the integral pilot rides along the opening's inside edge to guide the trimming cut.



ØD	B	Ød	L	Tool No.
1/4	1/4	1/4	1-1/2	<b>51712</b>
1/4	1/4	1/4	3-3/8	<b>51714</b>
1/4	1/4	1/4	4-1/4	<b>51716</b>

## COMBINATION FLUSH AND 7° BEVEL TRIMMER

*Solid Carbide • Single Flute*

A bit designed specifically for use in a laminate trimmer, that will both flush and bevel trim. A change in cut depth is all it takes to switch from one to the other. Must be used with a separate ball-bearing or edge guide.



ØD	a°	B	Ød	L	Tool No.
1/4	7°	3/8	1/4	1-1/2	<b>51706</b>

## RIP AND SLOTTING

*Solid Carbide • Single Flute*

Use this bit for cutting sheets of laminate, paneling, and other thin material, as well as plowing narrow slots, dados, and grooves.



ØD	B	Ød	L	Tool No.
1/4	5/16	1/4	1-1/2	<b>51708</b>

## V-GROOVING

*Solid Carbide • Single Flute*

Rout fine-line V-Grooves in laminate covered and wooden surfaces with this solid-carbide bit, designed specifically for use in a laminate trimmer.



ØD	B	Ød	L	Tool No.
1/4	3/8	1/4	1-1/2	<b>51710</b>


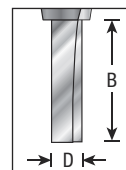
## WEATHERSEAL STRAIGHT & PROFILE

*Carbide Tipped • Single Flute*

Used to re-groove door and window frames to allow for insulating inserts to block wind and drafts.



ØD	D1	B	a°	Ød	L	Type	Tool No.
1/8	—	1/2	—	1/4	2-1/4	Straight	<b>43813</b>





# T-SLOT

**Carbide Tipped • 2 Flute**

Designed for creating T-slot wall panels (used to cut their characteristic slots for many purposes) and radiused edges on the T-slots (allow easier adjustment of fixtures on the completed wall panels).

Bits are not designed for plunging operations.



Edge Type	ØD	ØD1	R	a°	a°1	B	B1	Ød	L	Tool No.
Straight	1-1/8	3/8	—	—	—	13/16	5/16	1/2	2-1/2	<b>45660</b>
Radius	1-3/16	3/8	1/8	—	—	3/4	9/32	1/2	2-3/8	<b>45666</b>
Radius	1-13/64	13/32	1/16	—	—	43/64	23/64	1/2	2-13/32	<b>45661</b>
Straight	1-3/8	1/2	—	—	—	7/8	3/8	1/2	2-1/2	<b>45662</b>
Radius	1-3/8	1/2	1/8	—	—	7/8	3/8	1/2	2-1/2	<b>45667</b>
Bevel	1-3/8	3/8	—	30°	15°	35/64	1/4	1/2	2-3/64	<b>45671</b>
Bevel	1-3/8	3/8	—	30°	15°	1/4	1/16	1/2	2-3/8	<b>DRB-300-RH</b>

**Note:** These tools are designed for 'groove-forming' T-slot wall panels. They are not designed for plunging operations.

Polycrystalline Diamond (PCD) for extremely long life.


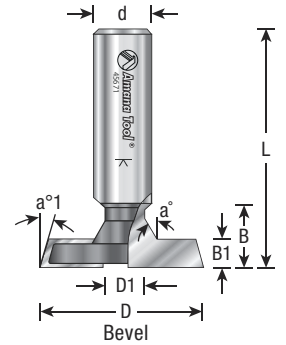
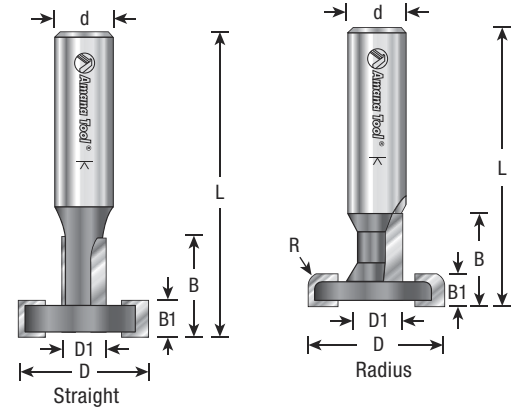
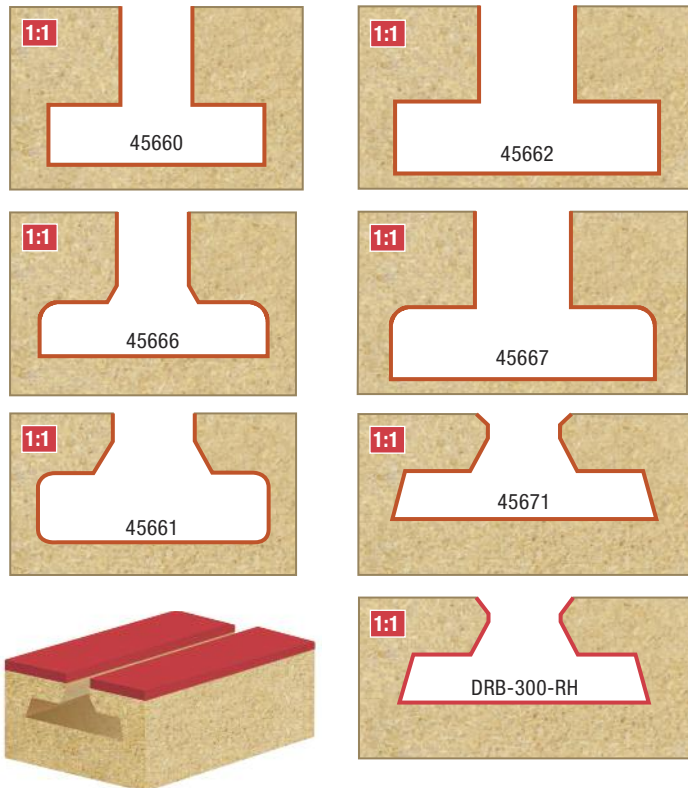
**Warning:** CNC use only.



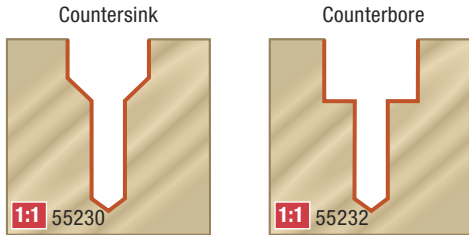
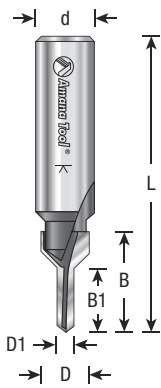
Straight

Radius

Bevel









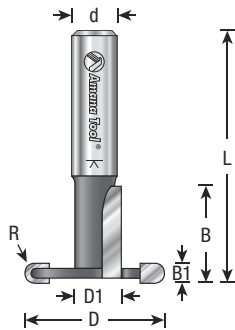
## SCREW SLOT

Carbide Tipped • 2 Flute

For securing large panels or tabletops in a way that allows them to expand or contract, due to changes in temperature or humidity. The screw slots prevent the wood from splitting and the screw from failing. Great for drilling and creating slots in one operation.



ØD	ØD1	B	B1	Ød	L	Type	Tool No.
7/16	11/64	13/16	1/2	1/2	2-1/2	Countersink	<b>55230</b>
1/2	11/64	15/16	1/2	1/2	2-1/2	Counterbore	<b>55232</b>



## SPECIAL AMEROCK® HINGE

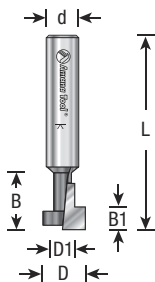
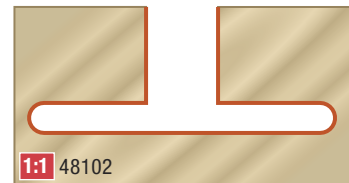
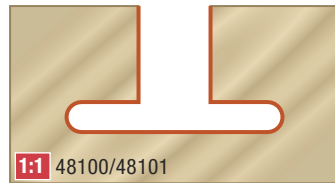
Carbide Tipped • 2 Flute

This bit is designed to produce a T-slot for Amerock® hinges. For best results use in a table-mounted router.



ØD	ØD1	R	B	B1	Ød	L	Tool No.
1-1/8	3/8	5/64	21/32	5/32	3/8	2	<b>48100 *</b>
1-1/8	3/8	5/64	21/32	5/32	1/2	2-1/8	<b>48101 *</b>
1-19/32	3/8	5/64	21/32	5/32	3/8	2	<b>48102 *</b>


\* Note: These bits are not guaranteed due to fragility and application.



## KEYHOLE

Carbide Tipped • Single Flute

Form keyhole slots in plaques, picture frames, and other wall-hanging items with this plunge-cutting bit. Plunge to form the entry, then advance the router to cut a short T-slot.



ØD	ØD1	B	B1	Ød	L	Tool No.
3/8	13/64	3/8	3/16	1/4	1-1/2	<b>45650</b>
1/2	5/16	3/8	3/16	1/4	1-1/2	<b>45652</b>

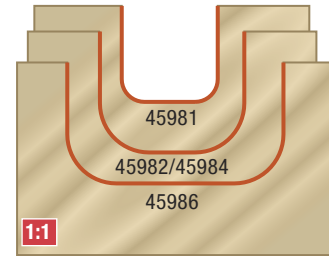
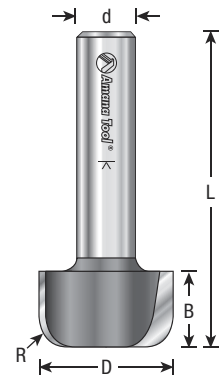
## BOWL & TRAY

*Carbide Tipped • 2 Flute*

For routing solid wood serving trays, flat dishes, shallow bowls, and similar objects, use this 3-in-1 specialty plunging bit. It cuts flat, smooth bottom surfaces, vertical walls, and a transition radius between them, all in one pass. It can be used in handheld, table-mounted and CNC routers.



ØD	R	B	Ød	L	Tool No.
1/2	1/8	1/2	1/4	2-1/8	<b>45981</b>
3/4	1/4	5/8	1/4	2-5/8	<b>45982</b>
3/4	1/4	5/8	1/2	2-5/8	<b>45984</b>
1-1/8	1/4	5/8	1/2	2-5/8	<b>45986</b>



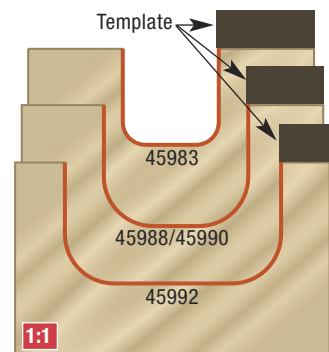
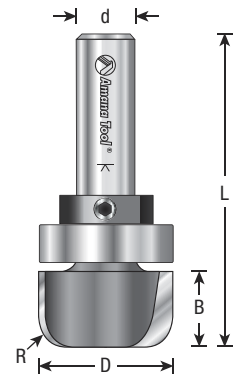
## BOWL & TRAY

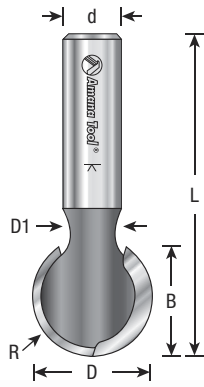
*Carbide Tipped • 2 Flute with Upper Ball Bearing Guide*

Same bit as above, but with a shank-mounted bearing so the bit can be used with a template or pattern.



ØD	R	B	Ød	L	Replacement		Tool No.
					Bearing	Collar	
1/2	1/8	1/2	1/4	2-1/8	47701	47724	<b>45983</b>
3/4	1/4	5/8	1/4	2	47714	47724	<b>45988</b>
3/4	1/4	5/8	1/2	2-5/8	47721	47739	<b>45990</b>
1-1/8	1/4	5/8	1/2	2-5/8	47738	47740	<b>45992</b>





## BALL END

*Carbide Tipped • 2 Flute*

Cut channels for pipes or cables using the ball end bit. The profile requires the cut to be made in a single pass. To reduce stress on the bit, cut an initial groove using a straight bit matching the D1 dimension of the ball end bit.



ØD	ØD1	R	B	Ød	L	Tool No.
1/2	1/4	1/4	7/16	1/2	2-1/4	<b>45960</b>
5/8	9/32	5/16	9/16	1/2	2-3/8	<b>45962</b>
3/4	5/16	3/8	11/16	1/2	2-1/2	<b>45964</b>
7/8	5/16	7/16	13/16	1/2	2-5/8	<b>45966</b>
1	11/32	1/2	15/16	1/2	2-3/4	<b>45968</b>


4-Pc. 1/2 Shank Set Includes 45960, 45962, 45964 & 45968

**AMS-557**

**Note:** Profile is useful as a 'conduit' for cables, pipes, etc.



Set AMS-557



1:1

## CNC BALL END

*Insert Carbide • 2 Flute*

Cut channels for pipes or cables using the ball end bit. The profile requires the cut to be made in a single pass. To reduce stress on the bit, cut an initial groove using a straight bit matching the D1 dimension of the ball end bit.



ØD	ØD1	B	R	Ød	L	Screw	Knife	Tool No.
1	43/64	15/16	1/2	1/2	2-7/8	67115	RCK-54	<b>RC-1126 ★</b>

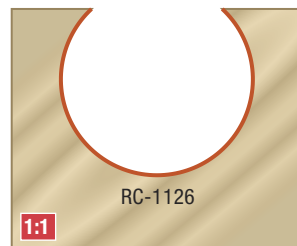
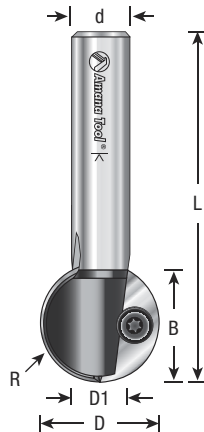
**Note:** Profile is useful as a 'conduit' for cables, pipes, etc.

**Warning:** Maximum RPM=18,000

**Warning:** These tools have an open flute design (not anti-kickback) and are intended for high feed-rate CNC machine use only. **Do not use in portable routers.**



CNC feed and speed available online



1:1

# CORE BOX

Carbide Tipped • 2 Flute

Cut half-round grooves for fluted moldings columns millwork and signs using these core box bits. Used with an edge guide they can cut coves. Can be used with handheld table-mounted and CNC routers.

### Excellent For Cutting:

- Soft/Hardwood
- Veneered Plywood
- Laminate
- MDF



ØD	R	B	Ød	L	Tool No.
1/8	1/16	3/8	1/4	1-3/4	45900 *
1/4	1/8	3/8	1/4	2-1/2	DRB-432
3/16	3/32	1/2	1/4	1-3/4	45902 *
3/16	3/8	1/2	3/8	3	DRB-433
5/16	5/32	3/4	1/4	2	45903
1/4	1/8	1/4	1/4	1-5/8	45904
5/16	5/32	3/4	1/2	2-5/8	45905
3/8	3/16	1/4	1/4	1-1/2	45906
3/8	3/16	1/4	1/2	2	45908 <i>New</i>
3/8	3/16	1/2	1/4	2	45901
1/2	1/4	3/8	1/4	1-1/2	45910
1/2	1/4	1/2	1/4	2-1/8	RC-45910 ⚠
1/2	1/4	3/8	1/2	2-1/8	45912 <i>New</i>
1/2	1/4	5/8	1/4	2-1/4	45907 <i>New</i>
5/8	5/16	3/8	1/4	2	45909
5/8	5/16	7/16	1/4	1-5/8	45914
5/8	5/16	7/16	1/2	2	45916
3/4	3/8	7/16	1/4	1-3/4	45918
3/4	3/8	7/16	1/2	2	45920
7/8	7/16	1/2	1/2	2-1/4	45922
1	1/2	5/8	1/4	1-3/4	45924
1	1/2	11/16	1/2	2-1/8	45926
1-1/4	5/8	3/4	1/2	2-5/16	45928 ⚠ <sup>20</sup>

⚠ **Warning:** #RC-45910 for CNC use only.

⚠<sup>20</sup> Maximum RPM = 20,000

\* Solid carbide (brazed to steel shank).

🔧 Replacement knife for #RC-45910: #RCK-266 (RC-45910 – single flute).  
Replacement bearing for #RC-45910: #47701.

💎 Polycrystalline Diamond (PCD) for extremely long life. Maximum recommended material depth in one pass varies from 0.5mm to 3.0mm depends on the hardness. The harder the material, the less depth.

♦ Use in a table-mounted router. **Not for use in a handheld router!**

# 8-PC. CORE BOX

1/4" Shank • Carbide Tipped Router Bit Collection

Cut half-round grooves for fluted moldings columns millwork and signs using these core box bits. Used with an edge guide they can cut coves. Can be used with handheld table-mounted and CNC routers.

### Excellent For Cutting:

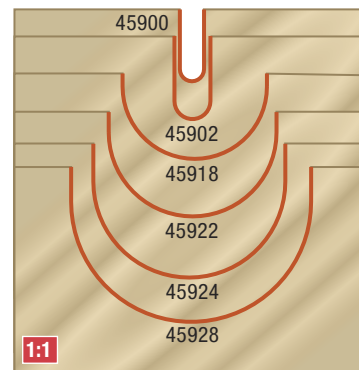
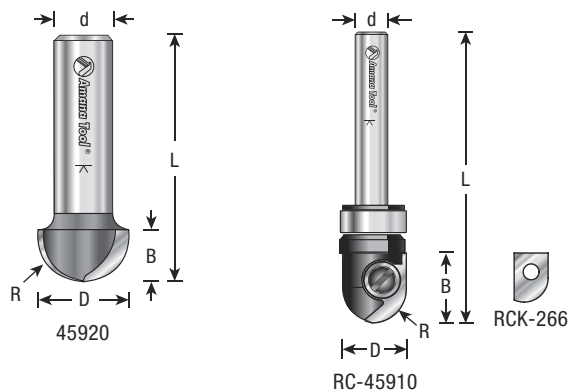
- Soft/Hardwood
- Veneered Plywood
- Laminate
- MDF



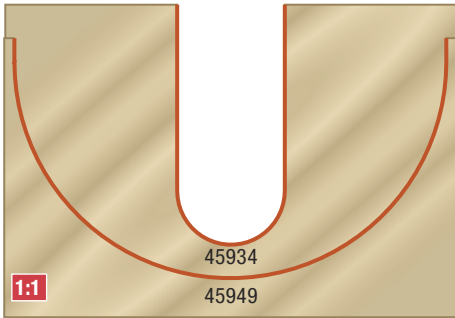
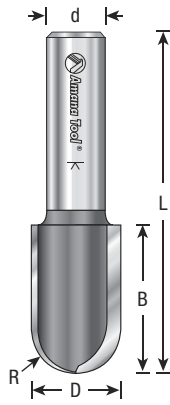
Dia.	Radius	Cut Height	Shank	Length	Tool No.
1/8	1/16	3/8	1/4	1-3/4	45900 *
3/16	3/32	1/2	1/4	1-3/4	45902 *
1/4	1/8	1/4	1/4	1-5/8	45904
3/8	3/16	1/4	1/4	1-1/2	45906
1/2	1/4	3/8	1/4	1-1/2	45910
5/8	5/16	7/16	1/4	1-5/8	45914
3/4	3/8	7/16	1/4	1-3/4	45918
1	1/2	5/8	1/4	1-3/4	45924

8-Pc. Set Includes the following radii: 1/16 3/32 1/8 3/16 1/4 5/16 3/8 and 1/2 **AMS-420**

\* Solid carbide (brazed to steel shank).







## ELONGATED CORE BOX

*Carbide Tipped • 2 Flute • Extra Deep*

Cut much deeper flutes than possible with a regular core box bit.



ØD	R	B	Ød	L	Tool No.
3/8	3/16	1	1/2	2-3/4	45930
1/2	1/4	1-1/4	1/2	2-7/8	45932
9/16	9/32	1-1/4	1/2	2-7/8	45934
5/8	5/16	1-1/4	1/2	2-3/4	45936
3/4	3/8	1-1/4	1/2	2-3/4	45938
1	1/2	1-1/4	1/2	2-3/4	45942
1-1/4	5/8	1-1/4	1/2	2-3/4	45944 ▲ <sup>20</sup>
1-1/2	3/4	1-1/4	1/2	2-3/4	45946 ▲ <sup>18</sup>
2	1	1-1/4	1/2	2-3/4	45948 ▲ <sup>14</sup>
2-1/4	1-1/8	1-1/4	1/2	2-3/4	45949 ▲ <sup>14</sup>

▲ Warning: Maximum RPM ▲<sup>14</sup>=14,000; ▲<sup>18</sup>=18,000; ▲<sup>20</sup>=20,000

Note: All core box wood sample illustrations shown actual size.

◆ Use in a table-mounted router. **Not for use in a handheld router!**

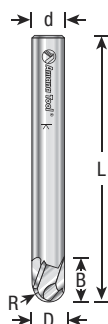
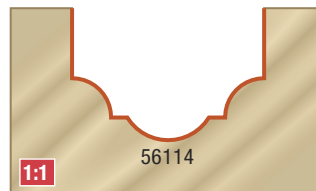
## CLASSICAL GROOVE

*Carbide Tipped • 2 Flute*

Use this bit to form a bead-sided groove with a rounded bottom to embellish solid wood surfaces. It can be used in handheld, table-mounted and CNC routers, guided with an edge guide, fence, or in conjunction with a template guide bushing.



ØD	R	R1	B	Ød	L	Tool No.
1/2	3/32	9/64	7/16	1/4	2	56108
3/4	9/64	5/32	1/2	1/4	2-1/16	56110
3/4	9/64	5/32	1/2	1/2	2-3/4	56112
1	13/64	1/4	11/16	1/2	3	56114



## BOTTOM ROUND

*Solid Carbide • 3 Flute*

Developed for producing round bottomed grooves in hardwood and softwood, plywood and composition material. Used for engraving and carving.



ØD	R	B	Ød	L	Tool No.
1/4	1/8	3/8	1/4	2-1/2	45784

## CLASSICAL GROOVE

### Carbide Tipped • 2 Flute with Upper Ball Bearing Guide

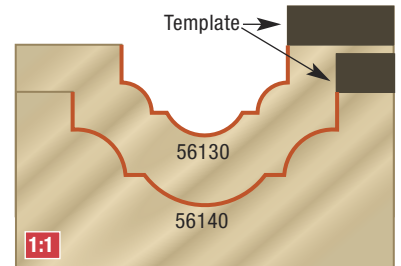
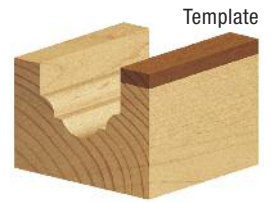
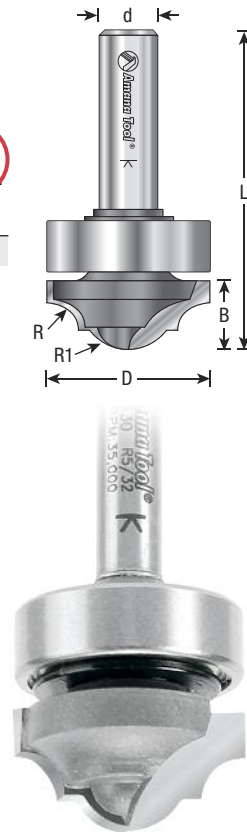
Rout decorative grooves on solid wood or MDF panels and surfaces with a handheld or CNC router. Form edges with a hand router equipped with an edge guide or on a router table. Shank-mounted bearing allows cuts to be guided by a template mounted atop the work-piece.



ØD	R	R1	B	Ød	L	Tool No.
7/8	5/32	7/32	1/2	1/4	2	56130
1-3/8	1/4	13/32	9/16	1/2	2-5/8	56140

#### Replacement Parts:

Ball Bearing	Lock Ring	Tool No.
47708	47748	56130
47734	47750	56140



## CLASSICAL GROOVE

### Carbide Tipped • 2 Flute with Upper Ball Bearing Guide

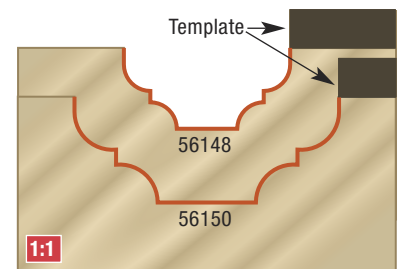
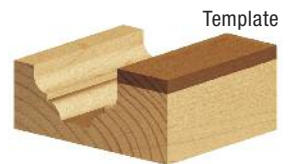
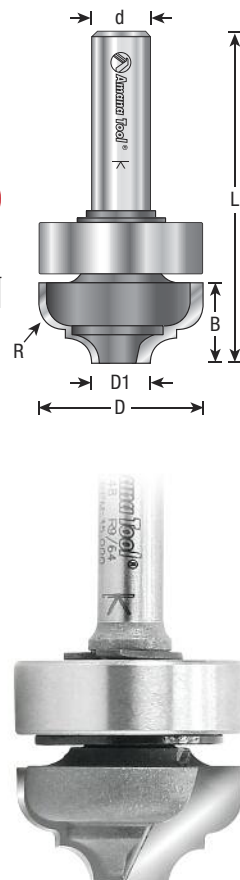
Rout decorative grooves on solid wood or MDF panels and surfaces with a handheld or CNC router. Form edges with a hand router equipped with an edge guide, or on a router table. Shank-mounted bearing allows cuts to be guided by a template mounted atop the work-piece.



ØD	ØD1	R	B	Ød	L	Tool No.
7/8	.319	9/64	3/8	1/4	2	56148
1-3/8	.522	13/64	9/16	1/2	2-5/8	56150

#### Replacement Parts:

Ball Bearing	Lock Ring	Tool No.
47708	47748	56148
47734	47750	56150



## POINT CUTTING ROUND OVER

Carbide Tipped • 2 Flute

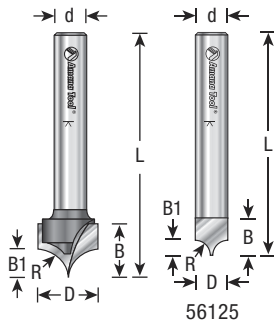
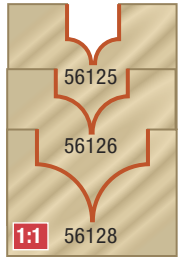
For trimming, lettering & fluting. Bits are not guaranteed due to a very fine plunge point.




ØD	R	B	B1	Ød	L	Tool No.
5/64	1/32	3/16	1/32	1/4	2-1/4	56141* <i>New</i>
9/64	1/16	7/32	1/16	1/4	2-1/4	56142* <i>New</i>
13/64	3/32	1/4	3/32	1/4	2-1/4	56143* <i>New</i>
1/4	1/8	5/16	1/8	1/4	2	56125*
3/8	3/16	19/64	3/16	1/4	1-7/8	56126
3/8	3/16	5/16	3/16	1/2	2-1/8	56121
1/2	1/4	1/2	1/4	1/4	2	56123
19/32	19/64	1/2	19/64	1/4	2-9/64	56128
3/4	3/8	5/8	3/8	1/4	2	56127
3/4	3/8	5/8	3/8	1/2	2	56129

\* Solid carbide.

CNC feed and speed available online



Use Tool #56125 with Tongue & Groove Assembly #55400 on page 169.



## ROUND OVER GROOVE

Carbide Tipped • 2 Flute

This bit creates a flat-bottom groove between two quarter-round shapes. Short vertical walls extending below the radius lend extra depth to the appearance. Depending upon the cut depth adjustment, the radii can be flush with the work surface or recessed. The profile can be formed on an edge using an edge guide or, on the router table using a fence.

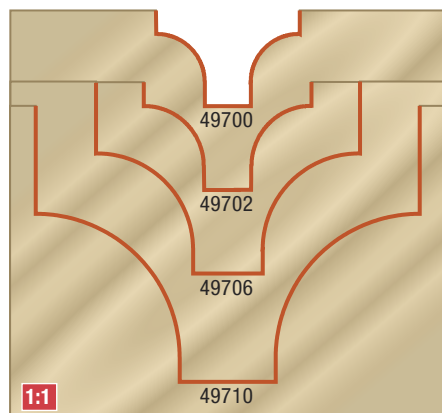
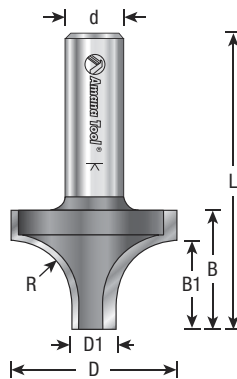



ØD	ØD1	R	B	B1	Ød	L	Tool No.
3/4	.240	1/4	1/2	3/8	1/2	2	49700
.615	.240	3/16	1/2	3/16	1/2	2-1/8	49701
7/8	.245	5/16	9/16	7/16	1/2	2-1/16	49702
7/8	1/2	1/8	1-1/4	1-1/8	1/2	2-1/2	49720*
1	.250	3/8	5/8	15/32	1/2	2-1/8	49704
1-3/8	.363	1/2	1	3/4	1/2	2-1/2	49706
1-3/4	.500	5/8	1-1/4	1	1/2	2-3/4	49708 <sup>14</sup>
2	.500	3/4	1-7/16	1-1/8	1/2	2-15/16	49710 <sup>14</sup>

**Warning:** Maximum RPM <sup>14</sup> = 14,000

Use in a table-mounted router. **Not for use in a handheld router!**

\* Elongated plunge.



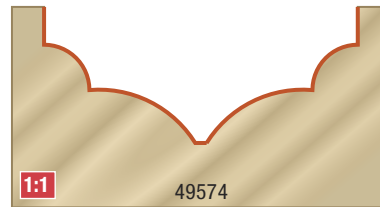
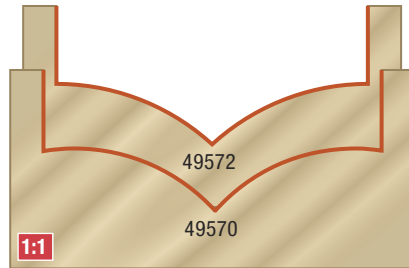
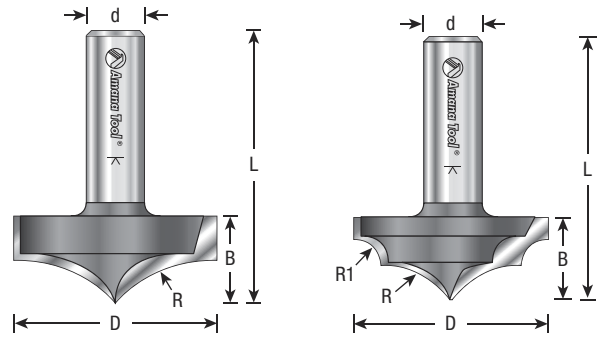
## ROUND OVER GROOVE

Carbide Tipped • 2 Flute • Plunge Ovolo Router Bits

Rout decorative grooves on solid wood or MDF panels and surfaces with a handheld or CNC router. Form edges using an edge guide.



ØD	R	R1	B	Ød	L	Tool No.
1-3/4	23/32	—	23/32	1/2	2-3/16	49570
1-5/8	1	—	23/32	1/2	2-3/16	49572
1-5/8	19/32	1/4	23/32	1/2	2-3/16	49574



## BEADING GROOVE

Carbide Tipped • 2 Flute

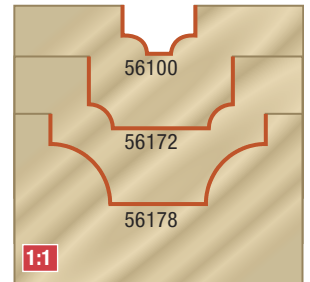
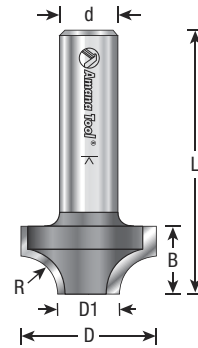
Quarter-round profiles are formed by this bit as it grooves, one on each side of a flat. The scale and depth of the beading profile distinguishes it from the round over at left. Used with a fence or edge guide, this beading bit can be used as an edge former.



ØD	ØD1	R	B	Ød	L	Tool No.
25/64	1/8	3/32	23/64	1/4	1-29/32	56100
1/2	1/4	1/8	3/8	1/4	1-7/8	56170
3/4	1/2	1/8	3/8	1/4	2	56172
7/8	1/2	13/64	15/32	1/4	2-3/16	56174
1-1/8	1/2	5/16	9/16	1/2	2-3/4	56178 ▲14

▲ Warning: Maximum RPM ▲14=14,000

◆ Use in a table-mounted router. **Not for use in a handheld router!**



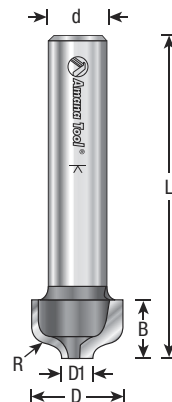
## OGEE GROOVE

Carbide Tipped • 2 Flute

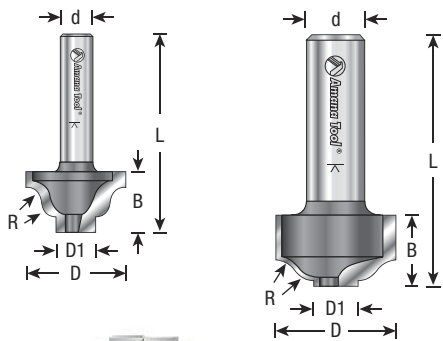
Rout a flat-bottom groove with ogee shoulders. Decorate any solid wood surface using a handheld or CNC router.



ØD	ØD1	R	B	Ød	L	Tool No.
1/2	.157	5/64	3/8	1/4	2	56122
3/4	.256	9/64	1/2	1/2	2-3/4	56118







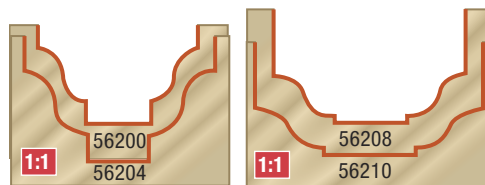
## OGEE GROOVE

Carbide Tipped • 2 Flute

This bit is similar to the ogee groove bits on the previous page, but these form a flat-bottom groove with a reverse ogee and step profile for the shoulders.



ØD	ØD1	R	B	Ød	L	Tool No.
13/16	5/16	1/8	33/64	1/4	1-49/64	<b>56200</b>
1	5/16	5/32	43/64	1/4	1-59/64	<b>56204</b>
1	3/8	3/16	19/32	1/2	2-3/32	<b>56208</b>
1-3/16	15/32	15/64	19/32	1/2	2-3/32	<b>56210</b>



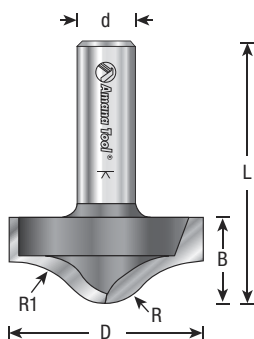


## ROUND & OGEE GROOVE

Carbide Tipped • 2 Flute

Rout decorative grooves on solid wood or MDF panels and surfaces with a handheld or CNC router. Form edges using an edge guide.



ØD	R	R1	B	Ød	L	Tool No.
1-5/8	3/8	3/4	23/32	1/2	2-3/16	<b>49232</b>



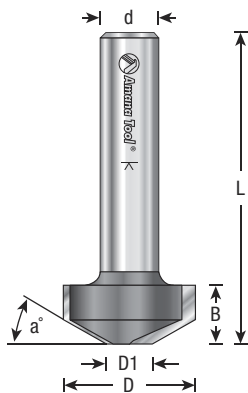

## RAISED PANEL GROOVE

Carbide Tipped • 2 Flute

Rout decorative grooves on solid wood or MDF panels and surfaces with a handheld or CNC router. Form edges using an edge guide.



ØD	ØD1	a°	B	Ød	L	Tool No.
1-1/8	.454	30°	1/2	1/2	2-3/4	<b>56116</b>



# CHAMFER

*Carbide Tipped • 2 Flute with Ball Bearing Guide*

Chamfer or bevel edges for decorative effect or to form edge miter joints. Produce crisp, uniform edges at accurate angles to make 4-, 6-, 8-, 12-, or 16-sided boxes. For best results use in a router table.



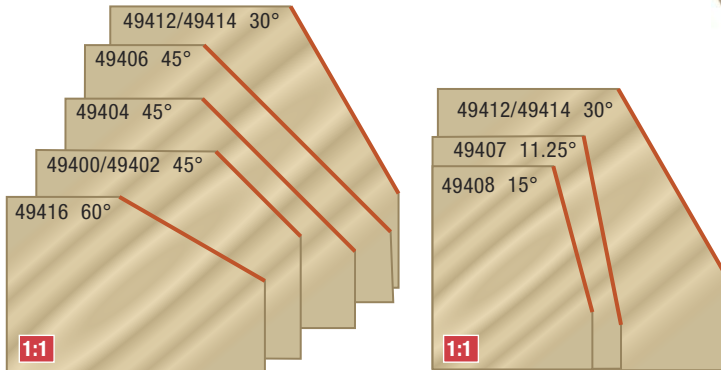

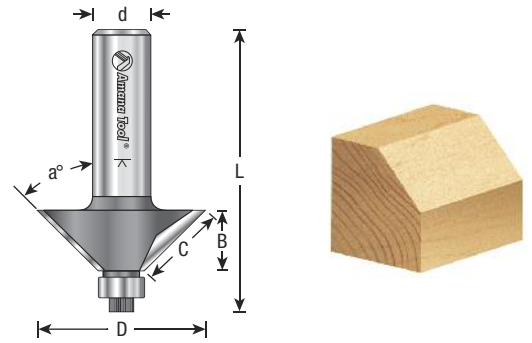
a°	ØD	B	C	Ød	L	Tool No.
45°	1-1/4	1/2	5/8	1/4	2	49400
45°	1-1/4	1/2	5/8	1/2	2-3/8	49402
45°	1-31/32	3/4	1-1/16	1/2	2-23/32	49404 ♦*
45°	2-3/8	1	1-3/8	1/2	2-7/8	49406 ♦▲ <sup>16</sup> †
45°	3	1-1/16	1-3/8	1/2	3-1/2	49405 ♦▲ <sup>18</sup>
11-1/4°	7/8	1	1	1/2	2-7/8	49407
15°	7/8	3/4	25/32	1/4	2-1/4	49408
22-1/2°	1-1/4	15/16	7/8	1/2	2-7/8	49410
30°	1-3/8	13/16	7/8	1/4	2-1/4	49412
30°	1-3/8	13/16	7/8	1/2	2-3/4	49414
60°	1-1/2	5/8	9/16	1/2	2-5/8	49420 <i>New</i>
60°	2-1/2	11/16	1-1/8	1/2	2-3/4	49416 ♦▲ <sup>16</sup>

Replacement bearings: #49400 & 49402 use #47704.  
#49405 use #47710. All other tools use #47706.

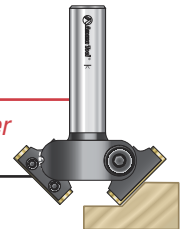
\* 49404 will completely chamfer 3/4" material.  
† 49406 will completely chamfer 1" material.

▲ **Warning:** Maximum RPM ▲<sup>16</sup> = 16,000; ▲<sup>18</sup> = 18,000

♦ Use in a table-mounted router. **Not for use in a handheld router!**



*Adjustable Chamfer*  
See next page



*3° Door Edge Chamfers*  
See page 27

## 5-PC. CHAMFER *New*

*11-1/4°, 15°, 22-1/2°, 30° and 45° Carbide Tipped Router Bit Collection*



Chamfer or bevel edges for decorative effect or to form edge miter joints. Produce crisp, uniform edges at accurate angles to make 4-, 6-, 8-, 12-, or 16-sided boxes. For best results use in a router table.

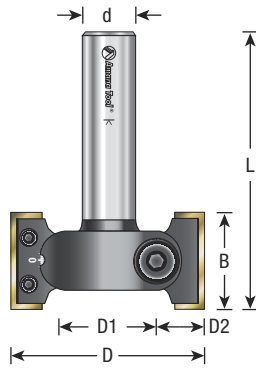
**Excellent For Cutting:**

- Wood

Angle	Dia	Cut Height	Ød	L	Tool No.
45°	1-1/4	1/2	1/2	2-3/8	49402
11-1/4°	7/8	1	1/2	2-7/8	49407
15°	7/8	3/4	1/4	2-1/4	49408
22-1/2°	1-1/4	15/16	1/2	2-7/8	49410
30°	1-3/8	13/16	1/2	2-3/4	49414
60°	1-1/2	5/8	1/2	2-5/8	RB-116
5-Pc Set includes 49402, 49407, 49408, 49410, 49414 & RB-116					AMS-184



AMS-184



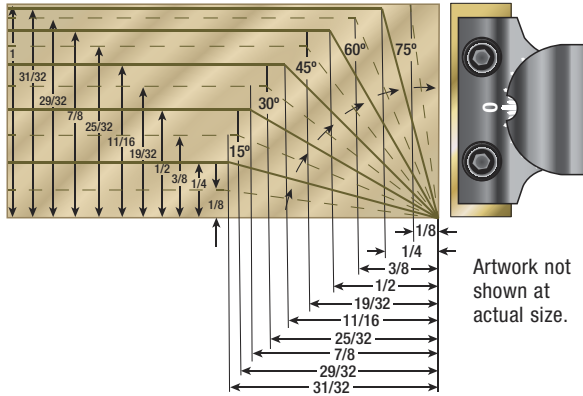
# INBEVEL™



## ADJUSTABLE INSERT CHAMFER SYSTEM FOR CNC, HANDHELD AND ROUTER TABLES

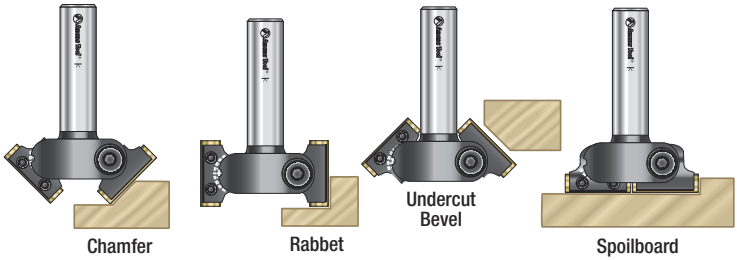
In-Bevel insert router bit complete with two cutting flutes. Suitable for producing chamfer, rabbet, bevel and spoilboard cuts at various angles in softwood, hardwood and man-made boards. Cutting angle can be adjusted in 7.5° steps by using a notched scale. Good for use in CNC machine, handheld router and router table machines.

Insert knives are coated for longer cutting life with two cutting edges that allow users to rotate the knife when one side becomes dull.



ØD	ØD1	ØD2	B	a°	Ød	L	Max RPM	Repl. Knife	Tool No.
1-7/8	25mm	11.5mm	31/32	-45° to +90°	1/2	2-13/16	16,000	RCK-460 (2)	<b>RC-2375</b>

Optional carbide grade knife, optimal for MDF #RCK-462 (2). Replacement screws #67133.



## CNC INSERT CARBIDE ADJUSTABLE CHAMFER

Insert router bit complete with two cutting flutes. Suitable for producing chamfer cuts at various angles in softwood, hardwood and man-made boards. Cutting angle can be adjusted in 7.5° steps by using a notched scale.

Fine adjustment of 1° is also possible. For use on routers and machining centers with CNC control.

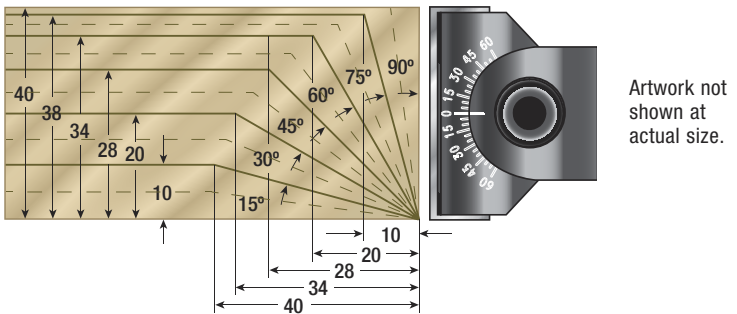
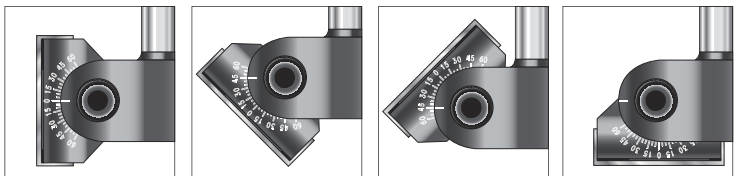


Max RPM= 12,000

ØD	B	a°	Ød	L	Repl. Knife	Tool No.
85mm(3-3/8)	40mm(1-1/2)	-45° to +90°	3/4	100mm(4)	RCK-40 (2)	<b>RC-2370</b>
85mm(3-3/8)	40mm(1-1/2)	-45° to +90°	3/4	100mm(4)	RCK-40 (2)	<b>RC-2370-LH*</b>

\* Left hand rotation.

Replacement screws use #67183.



## VARIABLE DOUBLE CHAMFER ASSEMBLY

*Carbide Tipped • 3-Wing with Ball Bearing Guide*

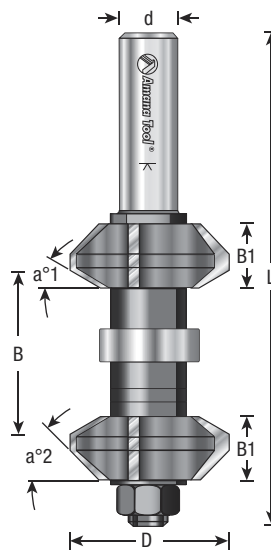
Chamfer both corners of an edge in one pass with this assembly. Switch from 30° or 45° chamfers by switching cutter positions on the arbor. Interchangeable spacers adjust assembly to accommodate different stock thicknesses. The assembly includes the arbor, a pair of multi-angle cutters, pilot bearing, spacers and shims. Replacement parts are available separately.



ØD	a°1	a°2	B1	Ød	L	Tool No.
1-3/8	30°	45°	9/16	1/2	4-1/4	<b>49730</b>

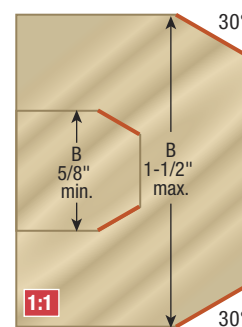
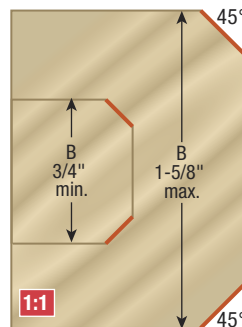
### Replacement Parts:

Description	Tool No.
Top Replacement Cutter (R/H)	<b>49732</b>
Bottom Replacement Cutter (L/H)	<b>49734</b>
Ball Bearing Guide, 5/16 x .865	<b>47708</b>
1/2" Shank Arbor With Nut	<b>47618</b>
6mm Spacer (2 required)	<b>55368</b>
0.5mm Shims (1 required)	<b>55404</b>
0.1mm Shims (4 required)	<b>55357</b>
1.0mm Black Washer (4 required)	<b>55402</b>



B Max. With Ball Bearing

B Min. Without Bearing,  
Deduct Approx. 5/16"  
From Min. Dimension.



## DOUBLE ROUND OVER ADJUSTABLE 'EASING' ASSEMBLY

*Carbide Tipped • 3-Wing with Ball Bearing Guide*

Round over both the top and bottom edges in just one pass with this assembly. Interchangeable spacers after cutting spacing to accommodate different stock thickness up to 1-1/4". The assembly includes the arbor, a pair of multi-angle cutters, pilot bearing, spacers and shims. Replacement parts are available separately. For best results use in a router table!

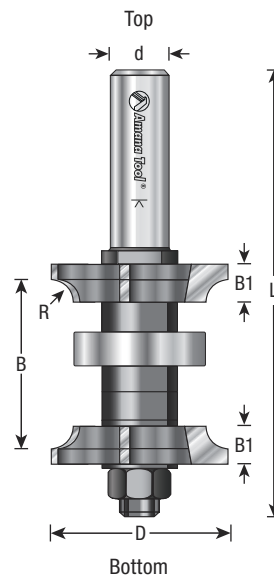


ØD	R	B	B1	Ød	L	Tool No.
1-1/2	3/16	3/4 to 1-1/4 *	19/64	1/2	3-5/8	<b>49750</b>
1-19/32	1/4	13/16 to 1-11/32 *	3/8	1/2	3-5/8	<b>49755</b>

\* Minimum thickness with ball bearing. Without bearing, deduct approx. 5/16" from the smaller dimension.

### Replacement Parts:

Description	Quantity Required		Tool No.
	49750	49755	
Top 3/16" Radius Cutter (R/H)	1	—	<b>49752</b>
Bottom 3/16" Radius Cutter (L/H)	1	—	<b>49754</b>
Top 1/4" Radius Cutter (R/H)	—	1	<b>49757</b>
Ball Bearing Guide, 8mm x 28mm	1	1	<b>47736</b>
1/2 Arbor with Nut	1	1	<b>47620</b>
3.0mm Spacer	2	2	<b>55366</b>
6.0mm Spacer	1	1	<b>55368</b>
1.0mm Black Washer	5	5	<b>55402</b>
0.50mm Shim	2	2	<b>55404</b>





## CORNER ROUNDING

Carbide Tipped • 2 Flute with Ball Bearing Guide

Rounds an edge to a given radius. The tool is shouldered to cut a fillet. The cut can be used to ease edges, as a simple profile, or as a part of a complex one.



ØD	ØD1	R	B	Ød	L	Tool No.
5/16	3/16	1/16	5/16	1/4	1-13/16	MRR108 **
3/8	3/16	3/32	3/8	1/4	1-13/16	MR0110 **
7/16	3/16	1/8	3/8	1/4	1-13/16	MR0112 **
1/2	3/16	5/32	3/8	1/4	1-13/16	MR0114 **
9/16	3/16	3/16	3/8	1/4	1-13/16	MRR110 **
5/8	1/2	1/16	5/16	1/4	1-3/4	49492
11/16	3/16	1/4	13/32	1/4	1-7/8	MRR112 ** New
5/8	1/2	1/16	5/16	1/2	2-1/4	49494
3/4	1/2	1/8	3/8	1/4	2	49496
3/4	1/4	1/4	1/2	1/4	1-7/8	49505
3/4	1/2	1/8	3/8	1/2	2-5/16	49498
13/16	1/2	5/32	3/8	1/4	2	49499
13/16	1/2	5/32	3/8	1/2	2-1/4	49501
7/8	3/8	1/4	1/2	1/4	1-5/16	49527
7/8	1/2	3/16	1/2	1/4	2	49500
7/8	1/2	3/16	1/2	1/2	2-7/16	49502
1	1/4	3/8	5/8	1/4	2	49511
1	1/2	1/8	3/8	1/4	2-3/16	RC-49496
1	1/2	1/4	1/2	1/4	2	49504
1	1/2	1/4	1/2	1/4	2-1/16	RC-49504
1	1/2	1/4	1/2	1/4	2-1/16	DRB-504
1	1/2	1/4	1/2	1/2	2-7/16	49506
1-1/8	3/8	3/8	5/8	1/4	2-1/8	49531
1-1/8	1/2	5/16	1/2	1/4	2-1/16	49508
1-1/8	1/2	5/16	1/2	1/2	2-7/16	49510
1-1/4	1/2	3/8	5/8	1/4	2-3/16	49512
1-1/4	1/2	3/8	5/8	1/2	2-9/16	49514
1-3/8	1/2	7/16	5/8	1/2	2-9/16	49515
1-1/2	1/2	1/2	3/4	1/4	2-1/4	49516
1-1/2	1/2	1/2	3/4	1/2	2-5/8	49518
1-5/8	1/2	9/16	3/4	1/2	2-5/8	49517
1-3/4	1/2	5/8	7/8	1/2	2-3/4	49519
2	1/2	3/4	1	1/2	2-7/8	49520
2-1/4	1/2	7/8	1-1/4	1/2	3-1/16	49521
2-1/2	1/2	1	1-1/4	1/2	3-3/16	49522 *
2-3/4	1/2	1-1/8	1-3/8	1/2	3-1/4	49523 *
3	1/2	1-1/4	1-1/2	1/2	3-1/4	49524 *
3-1/2	1/2	1-1/2	1-3/4	1/2	3-5/8	49526 *

\* Not guaranteed due to extreme diameter and radius. For best results it is recommended to use a smaller radius bit or chamfer the material prior to using these large radius tools. Tool life will be prolonged and a smoother finish will result.

\*\* Miniature with 3/16" ball bearing #47775.

Replacement knife #RCK-268 (2 required). Replacement knife #RCK-272 (2 required).

Replacement bearing #47706. Replacement bearing for 49505 & 49511 #47723.

Replacement bearing for 49527 & 49531 #47704.

**Warning:** Maximum RPM 15=15,000; 16=16,000; 18=18,000; 22=22,000; 28=28,000

Use in a table-mounted router. **Not for use in a handheld router!**

Polycrystalline Diamond (PCD) for extremely long life.

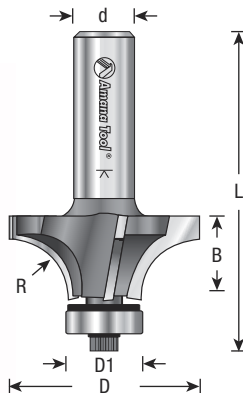
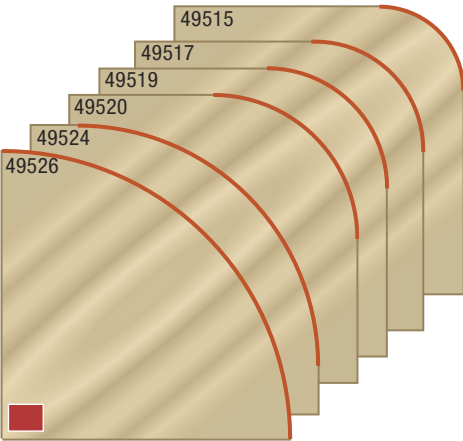
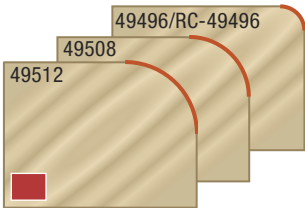
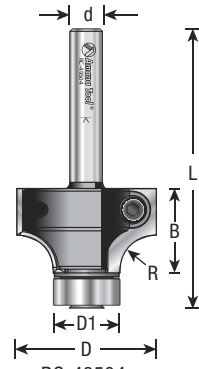
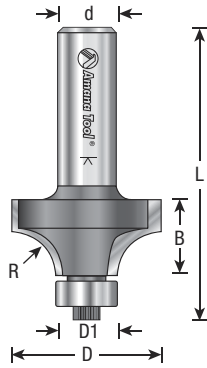
## 4 FLUTE CORNER ROUNDING

Carbide Tipped with Ball Bearing Guide

4 flute design for super-smooth finish.



ØD	ØD1	R	B	Ød	L	Tool No.
1-1/8	5/8	1/4	7/16	1/2	2-9/16	49541
1-3/8	5/8	3/8	5/8	1/2	2-11/16	49543
1-5/8	5/8	1/2	11/16	1/2	2-3/4	49545



# BEADING

## Carbide Tipped • 2 Flute with 3/8" Diameter Ball Bearing Guide

Cut a quarter-round shape bounded by fillets, known as a bead, in one pass by this bit. The width of one fillet is set by the pilot bearing size, while the other is controlled by the depth of cut. A beading bit can be transformed into a corner rounding bit by changing the bearing (and vice versa).



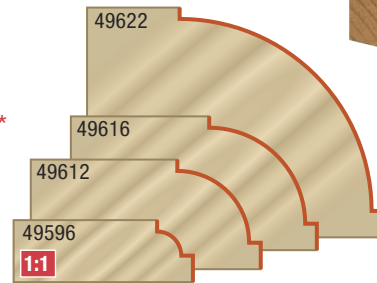
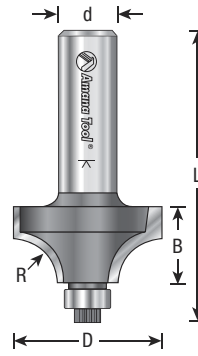
ØD	R	B	Ød	L	Tool No.
5/8	1/16	5/16	1/4	1-3/4	49592
3/4	1/8	3/8	1/4	2	49596
3/4	1/8	3/8	1/2	2-5/16	49598
7/8	3/16	1/2	1/4	2	49600
7/8	3/16	1/2	1/2	2-7/16	49602
1	1/4	1/2	1/4	2	49604
1	1/4	1/2	1/2	2-7/16	49606
1-1/8	5/16	1/2	1/4	2-1/16	49608
1-1/8	5/16	1/2	1/2	2-7/16	49610
1-1/4	3/8	5/8	1/4	2-3/16	49612
1-1/4	3/8	5/8	1/2	2-9/16	49614
1-1/2	1/2	3/4	1/4	2-1/4	49616
1-1/2	1/2	3/4	1/2	2-5/8	49618
1-3/4	5/8	7/8	1/2	2-3/4	49619 ▲ <sup>28</sup>
2	3/4	1	1/2	2-7/8	49620 ▲ <sup>22</sup>
2-1/2	1	1-1/4	1/2	3-3/16	49622 ▲ <sup>18</sup> ◆*

Replacement bearing #47702.

\* Not guaranteed due to extreme diameter and radius. For best results it is recommended to use a smaller radius bit or chamfer the material prior to using these large radius tools. Tool life will be prolonged and a smoother finish will result.

▲ **Warning:** Maximum RPM ▲<sup>18</sup> = 18,000; ▲<sup>22</sup> = 22,000; ▲<sup>28</sup> = 28,000

◆ Use in a table-mounted router. **Not for use in a handheld router!**



# 8-PC. CORNER ROUND

## Carbide Tipped Router Bit Collections

The basic edge-forming bit, the corner-rounding bit rounds an edge to a given radius. The tool is shouldered to cut a fillet. The cut can be used to ease edges, as a simple profile, or as a part of a complex one. If a smaller pilot bearing is used, a second shoulder can be produced, in effect making the bit a beading bit.

### Set #AMS-550



Dia	Radius	Cut Length	Shank	Length	Tool No.
1-1/2	1/2	3/4	1/4	2-1/4	49516
5/8	1/16	5/16	1/4	1-3/4	49492
1-1/8	5/16	1/2	1/4	2-1/16	49508
7/8	3/16	1/2	1/4	2	49500
1	1/4	1/2	1/4	2	49504
13/16	5/32	3/8	1/4	2	49499
3/4	1/8	3/8	1/4	2	49496
1-1/4	3/8	5/8	1/4	2-3/16	49512

### Set #AMS-555



Dia	Radius	Cut Length	Shank	Length	Tool No.
1-1/4	3/8	5/8	1/2	2-9/16	49514
7/8	3/16	1/2	1/2	2-7/16	49502
1	1/4	1/2	1/2	2-7/16	49506
2	3/4	1	1/2	2-7/8	49520
3/4	1/8	3/8	1/2	2-5/16	49498
1-3/4	5/8	7/8	1/2	2-3/4	49519
1-1/2	1/2	3/4	1/2	2-5/8	49518
1-1/8	5/16	1/2	1/2	2-7/16	49510

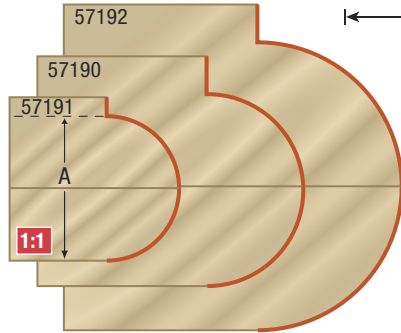
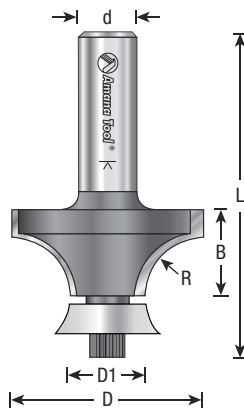
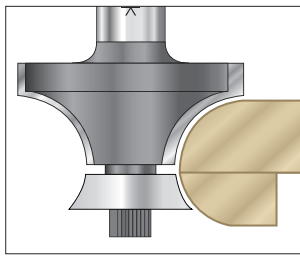


AMS-550



AMS-555





## CORNER ROUNDING

*Carbide Tipped • 2 Flute with Ultra-Glide™ Radius Bearing*

A unique pilot bearing allows you to produce a true 180° bullnose with this corner rounding bit. Unlike a regular square-edge bearing, it follows the radiused surface produced on the first pass. Will neither leave a flat spot nor gouge the edge. Use the (optional) regular 1/4" x 5/8" steel bearing for the first pass.



ØD	A	R	ØD1	B	Ød	L	Repl. Bearing	Tool No.
1-9/32	3/4	3/8	5/8	9/16	1/2	2-5/8	47766	57191
1-5/8	1	1/2	5/8	3/4	1/2	2-3/4	47767	57190
2-1/8	1-1/2	3/4	5/8	1	1/2	3	47768	57192
2-5/8	2	1	5/8	1-1/4	1/2	3-3/16	47769	57194 ▲18♦

Standard steel 1/4" x 5/8" bearing - use #47712 (order separately).

▲ **Warning:** Maximum RPM ▲18 = 18,000

♦ Use in a table-mounted router. **Not for use in a handheld router!**



## MATCHING CORNER ROUND/COVE

*Carbide Tipped • 2 Flute with Double Ball Bearing Guide*

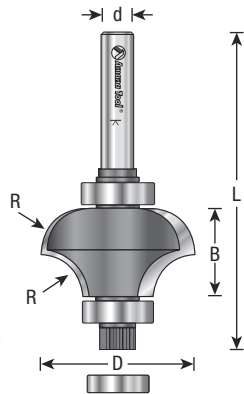
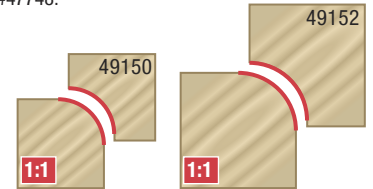
Cut rule joints with a single bit carrying perfectly matched profiles. Switch from the cove to the quarter-round profile simply by changing the extension of the bit. Use in handheld or table-mounted routers.



ØD	R	B	Ød	L	Tool No.
1-1/8	1/4	17/32	1/4	2-1/2	49150
1-1/4	5/16	21/32	1/4	2-11/16	49152

Replacement bearings #47712 (2 required).

Replacement snap ring to retain upper bearing #47748.



## CORNER ROUNDING 3D

*Carbide Tipped • 2 Flute*

This is no ordinary corner rounding bit! A guide ring on the bit perimeter coupled with a guide bearing above the profile allows you to round the edges of stock that curves in two planes. Just what's needed for shaping chairs or any furniture that has compound curves.

This unique tool is available in a 1/8" or 1/4" radius.



ØD	R	B	Ød	L	Repl. Alum. Ring	Tool No.
1	1/8	1/8	1/2	3-27/32	47790	49528
1-1/4	15/64	1/4	1/2	3-29/32	47792	49529

Replacement parts:  
Bearings #47706 and #47721.  
Allen screw #67011.  
Lock ring #67176.  
Allen key #67165.



# BULLNOSE

Carbide Tipped • 2 Flute & 3 Flute (51566 Only)

Shape the full edge of a work-piece with a bullnose radius bit. Ideal for shaping stair treads, window sills, table and counter edges, shelves, and making moldings. The “nose diameter” (M) is the thickness of stock that can be nosed, i.e., given a full 180-degree round over. Flats at top and bottom of the cutting edges create fillets on stock thicker than the nose diameter. Must be used with an edge guide on handheld routers or the fence on a router table.



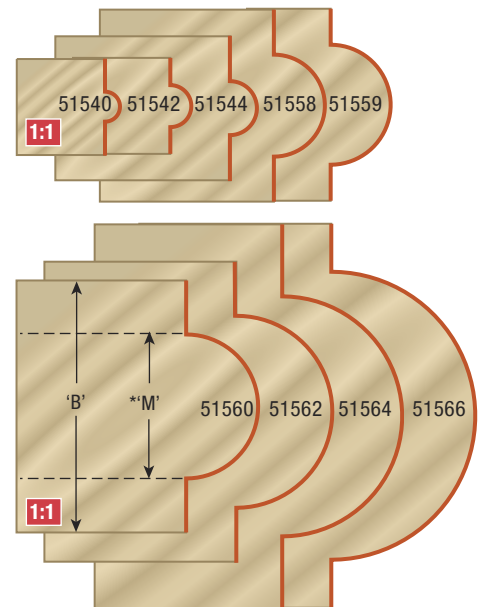

'M'*	R	B	ØD	Ød	L	Tool No.
5/32	5/64	1/2	17/32	1/4	1-3/4	51540
3/16	3/32	1/2	21/32	1/4	1-5/8	51541
7/32	7/64	1/2	19/32	1/4	1-3/4	51542
1/4	1/8	9/16	23/32	1/4	1-11/16	51543
19/64	9/64	3/4	21/32	1/4	1-7/8	51544
3/8	3/16	7/8	7/8	1/4	2	51545
1/2	1/4	1	1	1/4	2-1/8	51547
5/32	5/64	1/2	17/32	1/2	2	51550
3/16	3/32	1/2	21/31	1/2	2	51551
7/32	7/64	1/2	19/32	1/2	2	51552
1/4	1/8	9/16	23/32	1/2	2-1/16	51553
9/32	9/64	3/4	21/32	1/2	2-1/4	51554
3/8	3/16	7/8	7/8	1/2	2-3/8	51555
27/64	13/64	3/4	7/8	1/2	2-1/4	51556
1/2	1/4	1	1	1/2	2-1/2	51557
35/64	17/64	1	1-1/32	1/2	2-1/2	51558
5/8	5/16	1	1-1/8	1/2	2-1/2	51559
3/4	3/8	1-5/16	1-1/4	1/2	2-3/4	51560
7/8	7/16	1-1/2	1-1/2	1/2	3	51549
1	1/2	1-9/16	1-11/16	1/2	3-1/16	51562
1-1/8	9/16	1-1/2	1-13/16	1/2	3	51563
1-1/4	5/8	2	2	1/2	3-1/2	51564
1-1/2	3/4	2	2-3/8	1/2	3-1/2	51566 ▲ <sup>19</sup> †

\* 'M' denotes thickness of material on which a full 180° round over can be accomplished.

† #51566 is 3 flute (all others are 2 flute).

▲ **Warning:** Maximum RPM ▲<sup>19</sup> = 19,000

◆ Use in a table-mounted router. **Not for use in a handheld router!**



# 3D ADAPTERS FOR ROUTER BITS

These 3D adapters are versatile devices used for making compound curves by inserting the adapter over any 1/4" shank router bit. By making it as an adapter and not a solid tool, the system becomes much more flexible as well as cost effective.

Tool #55110 will fit all tools with up to a 3/4" cutting diameter and #55112 will fit all tools with up to a 1" cutting diameter. The cutting length is adjustable and is limitless to shapes and tools this adapter may be used for.

This 3D system may be useful especially for small objects, artistic works and other delicate projects. May also be used for small jobs with a drill machine (when one does not have a router). In this case, the outer ring, which revolves against the tool, serves as a small “router table”. For this application, we recommend a minimum of 3,000 RPM.

#55110 can be used with Miniature Router Bits found on pages 178-179 as well as tool #49492 and #49496.

#55112 can be used with tool #49492, #49496, #49499, #49500 and #49504.



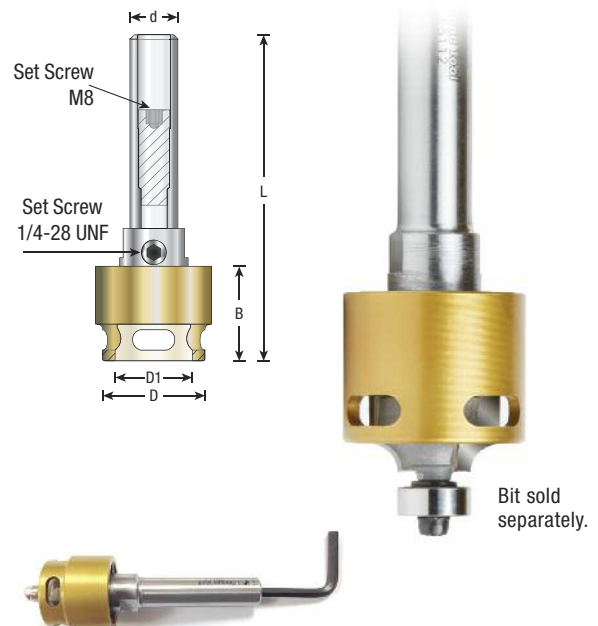
ØD	ØD1	B	Ød	L	Tool No.
1-1/16	25/32	1	1/2	3-13/32	55110
1-7/32	1-1/64	1	1/2	3-13/32	55112

▲ **Warning:** Maximum RPM = 18,000

Each adapter comes with two Allen Keys:  
#5009 – 1/8" Allen Key for the screw on the side  
#5003 – 5/32" Allen Key

Use to set screw M8 inside the shank of the tool.

This screw makes it easier to adjust the length accurately and safely.



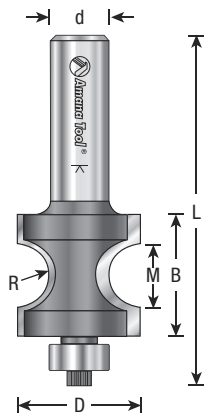
Use Amana Tool® Allen key #5003 (5/32") to adjust the required length of the shank. Only then, you can tighten the set screw that holds the tool from the side.



## BULLNOSE

*Carbide Tipped • 2 Flute with Ball Bearing Guide*

Shape the full edge of a work-piece with a bullnose radius bit. Ideal for shaping stair treads, window sills, table and counter edges, shelves, and making moldings. The “nose diameter”(M) is the thickness of stock that can be nosed, i.e., given a full 180-degree round over. Flats at top and bottom of the cutting edges create fillets on stock thicker than the nose diameter. Must be used with an edge guide on handheld routers or the fence on a router table.



'M'*	R	B	ØD	Ød	L	Tool No.
1/8	1/16	1/2	5/8	1/4	2-1/8	51565
3/16	3/32	1/2	11/16	1/4	2-1/8	51567
1/4	1/8	3/4	3/4	1/4	2-3/8	51568
3/8	13/64	3/4	7/8	1/2	2-3/4	51569
35/64	17/64	1	1-1/16	1/2	2-7/8	51570
3/4	3/8	1-5/16	1-3/8	1/2	3-1/4	51572 ▲ <sup>20</sup>
1	1/2	1-19/32	1-13/16	1/2	3-1/2	51574 ▲ <sup>18</sup>
1-1/4	5/8	2	2	1/2	3-7/8	51576 ▲ <sup>14</sup> ◆

\* 'M' denotes thickness of material on which a full 180° round over can be accomplished.

Replacement bearings:

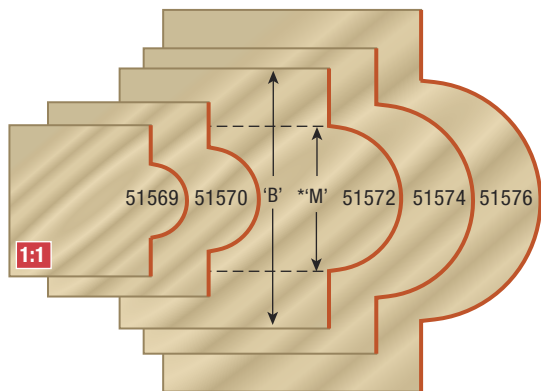
Tool #'s 51565, 51567, 51568, 51569, 51570 use #47706.

Tool #51572 use #47716.

Tool #'s 51574 & 51576 use #47714.

▲ **Warning:** Maximum RPM ▲<sup>14</sup>=14,000; ▲<sup>18</sup>=18,000; ▲<sup>20</sup>=20,000

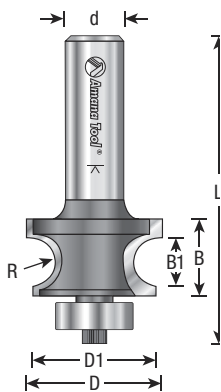
◆ Use in a table-mounted router. **Not for use in a handheld router!**



## CORNER BEADING

*Carbide Tipped • 2 Flute with Ball Bearing Guide*

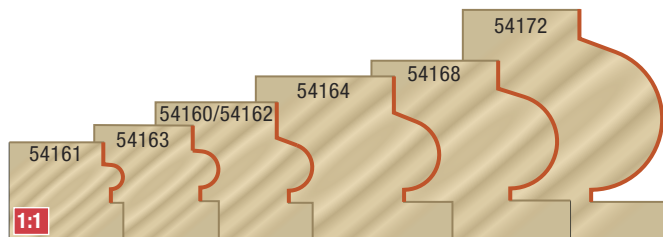
Produce three slightly different profiles using this bit – an edge bead with or without a fillet and a full corner bead – by altering the bit extension or rolling the work-piece between passes. This group of hard-to-find tools is particularly suitable for antique reproductions and restoration projects. Use in a handheld or table-mounted router.



ØD	ØD1	R	B	B1	Ød	L	Tool No.
45/64	5/8	1/16	5/16	1/8	1/4	1-11/16	54161
49/64	11/16	3/32	25/64	3/16	1/4	1-3/4	54163
7/8	3/4	1/8	9/16	9/32	1/4	2-1/8	54160
7/8	3/4	1/8	9/16	9/32	1/2	2-1/2	54162
1-1/8	1	3/16	11/16	13/32	1/4	2-1/4	54164
1-1/8	1	3/16	11/16	13/32	1/2	2-5/8	54166
1-1/4	1-1/8	1/4	23/32	17/32	1/4	2-5/16	54168
1-1/4	1-1/8	1/4	23/32	17/32	1/2	2-11/16	54170
1-1/2	1-3/8	3/8	1	25/32	1/2	2-7/8	54172

Replacement bearing for #54160 – #54163 use #47706.

All other tools use #47716.



## COVE & BEAD

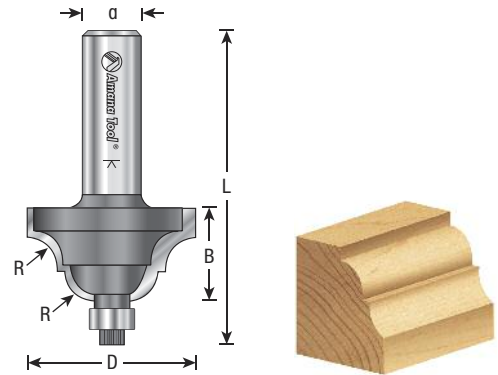
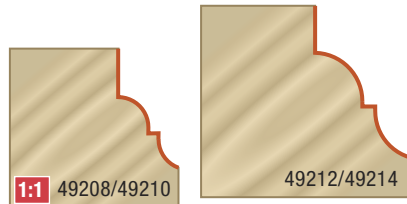
### Carbide Tipped • 2 Flute with Ball Bearing Guide

The reverse cove-and-bead bit, which has the cove coming off the bearing, produces the reverse of the classical cove and bead. Radii of both cove and bead are identical. Use in a handheld or table-mounted router.



ØD	R	B	Ød	L	Tool No.
1	5/32	5/8	1/4	2-1/8	<b>49208</b>
1	5/32	5/8	1/2	2-1/2	<b>49210</b>
1-3/8	1/4	7/8	1/4	2-1/4	<b>49212</b>
1-3/8	1/4	7/8	1/2	2-5/8	<b>49214</b>

Replacement bearing #47704.



## CLASSICAL BEAD & COVE

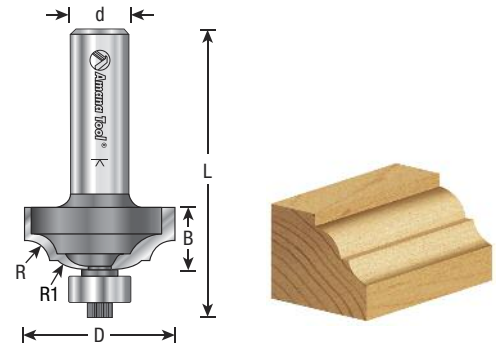

### Carbide Tipped • 2 Flute with Ball Bearing Guide

This bead and cove combines the two basic forms, separating them with a fillet. The cove comes off the pilot bearing. Produce a complex profile in a single pass. Use in a handheld or table-mounted router.



ØD	R	R1	B	Ød	L	Tool No.
1-1/4	13/64	5/16	1/2	1/4	2	<b>54102</b>
1-1/4	13/64	5/16	1/2	1/2	2-3/8	<b>54104</b>
1-1/2	7/32	15/64	5/8	1/4	2-1/8	<b>54106</b>
1-1/2	7/32	15/64	5/8	1/2	2-1/2	<b>54108</b>

Replacement bearing #47706.





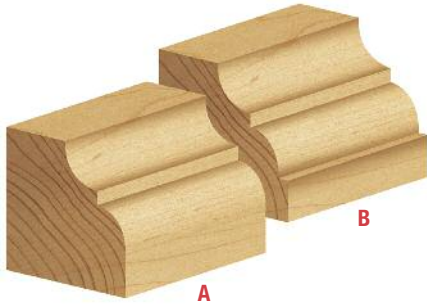
# CLASSICAL COVE & BEAD

Carbide Tipped • 2 Flute with Ball Bearing Guide

The positions of the bead and the cove are reversed on this series of bits, with the bead coming off the bearing. With the optional 3/8" pilot bearing, the bit produces a fillet at the base of the bead. Largest diameter bits should be run at reduced speed. Use in a handheld or table-mounted router.



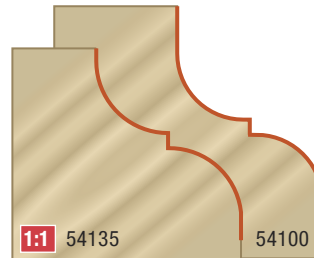
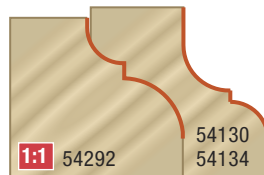
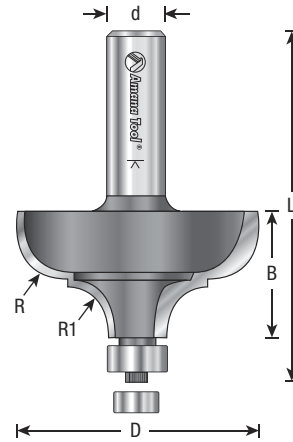
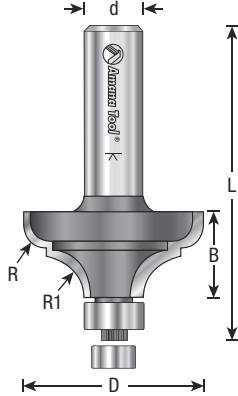
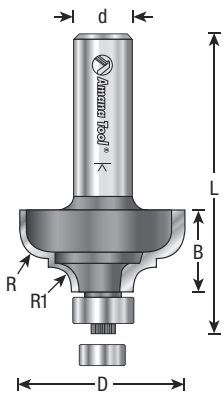
ØD	R	R1	B	Ød	L	Tool No.
1-1/8	5/32	5/32	1/2	1/4	2	<b>54128</b>
1-3/8	1/4	3/16	11/16	1/4	2-3/16	<b>54130</b>
1-1/8	5/32	5/32	1/2	1/2	2-3/8	<b>54132</b>
1-3/8	1/4	3/16	11/16	1/2	2-9/16	<b>54134</b>
1-1/2	3/16	5/16	5/8	1/2	2-1/2	<b>54292</b>
2	11/32	11/32	1-1/4	1/2	3-1/8	<b>54100</b> ▲ <sup>18</sup>
2	3/8	3/8	1	1/2	2-3/4	<b>54135</b> ▲ <sup>18</sup>



**A** Standard 1/2" bearing #47706 (included).

**B** Optional 3/8" bearing #47702 (order separately).

▲ **Warning:** Maximum RPM ▲<sup>18</sup> = 18,000



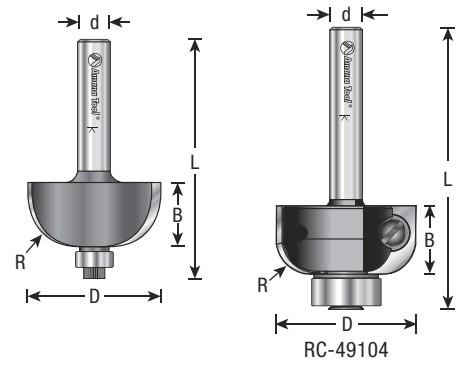
# COVE

## Carbide Tipped • 2 Flute with Ball Bearing Guide

The covetto form – produced by the cove bit – is one of the classic building blocks for many molding profiles. Use it alone or in combination with beads and fillets. Use the cove to detail the edges of casework, doors and drawers, posts and columns. The cove also makes up one-half of the rule joint used on drop-leaf tables, the other half is the corner-round.

For best results with a large radius cutter, make a preliminary cut with a smaller radius bit or chamfer the work-piece to reduce the amount of stock to be removed in the finish pass. This will produce a smoother finish and prolong tool life. The largest diameter bits must be run at reduced speed.

Use in a handheld or table-mounted router.



RCK-274

ØD	R	B	Ød	L	Tool No.
1/2	1/16	1/2	1/4	2	49092
5/8	1/8	1/2	1/4	2	49094
3/4	3/16	9/16	1/4	2	49100
3/4	3/16	9/16	1/2	2-3/8	49102
7/8	1/4	9/16	1/4	2	49104
1	1/4	1/2	1/4	2-1/16	RC-49104
7/8	1/4	9/16	1/2	2-3/8	49106
1	5/16	9/16	1/4	2-1/8	49108
1	5/16	9/16	1/2	2-3/8	49110
1-1/8	3/8	9/16	1/4	2	49112
1-1/8	3/8	9/16	1/2	2-3/8	49114
1-3/8	1/2	3/4	1/4	2-1/4	49116
1-3/8	1/2	3/4	1/2	2-1/2	49118
1-5/8	5/8	11/16	1/2	2-1/2	49119 <sup>†</sup> 18
2	3/4	1	1/2	2-7/8	49120 <sup>†</sup> 12
2-1/4	7/8	1-1/4	1/2	3-1/8	49121 <sup>†</sup> 12 <sup>♦</sup>
2-1/2	1	1-1/4	1/2	3	49122 <sup>†</sup> 12 <sup>♦</sup>



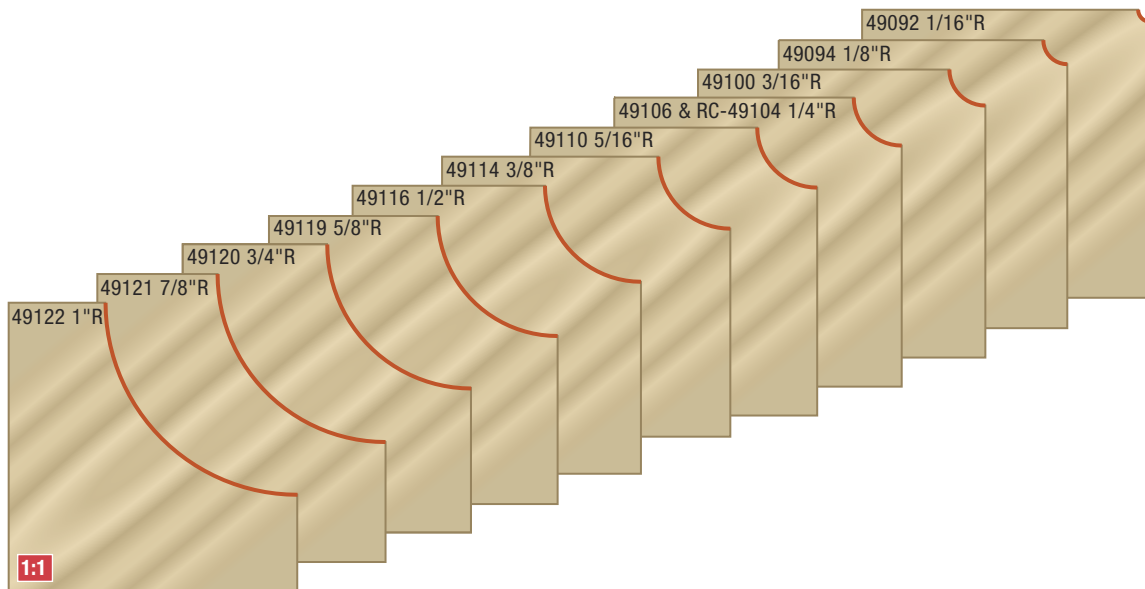
<sup>†</sup> Not guaranteed due to extreme diameter & radius. For best results, it is recommended to use a smaller radius bit or chamfer the material prior to using these large radius tools. Tool life will be prolonged and a smoother finish will result.

Replacement bearings: Tool #49120, #49121 & #49122 use #47706. All other tools use #47704 bearing.

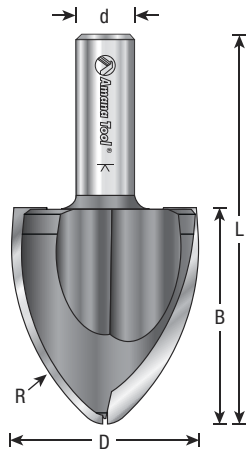
Replacement knife #RCK-274 (2 required).

**Warning:** Maximum RPM <sup>†</sup>12=12,000; <sup>†</sup>18=18,000

<sup>♦</sup> Use in a table-mounted router. **Not for use in a handheld router!**







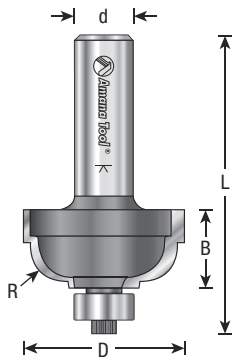
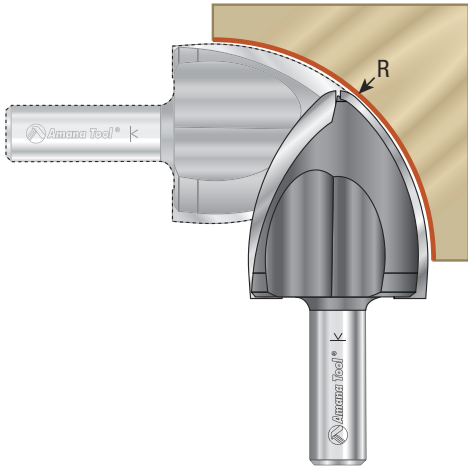
## LARGE RADIUS OVOLO

*Carbide Tipped • 2 Flute*

Now you can make extra-large coves with your router. This bit is perfect for creating beautiful coves for furniture or architectural crown moldings. With this bit you can make large coves in any wood species that you want. You'll never need to purchase cove molding again.



ØD	R	B	Ød	L	Tool No.
1-5/8	2	1-3/4	1/2	3-1/4	<b>49124</b>
2-1/16	2-3/4	2-3/16	1/2	3-13/16	<b>49126</b>



## CLASSICAL COVE

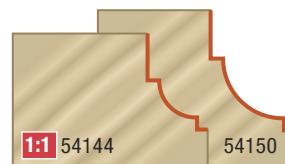
*Carbide Tipped • 2 Flute with Ball Bearing Guide*

A cove flanked by step fillets, a classical project used in period moldings, is produced by this tool. Use in a handheld or table-mounted router.



ØD	R	B	Ød	L	Tool No.
1-1/8	3/16	1/2	1/4	2	<b>54144</b>
1-3/8	5/16	5/8	1/2	2-1/2	<b>54150</b>

Replacement bearing #47706.



# OGEE FILLET

## Carbide Tipped • 2 Flute with Ball Bearing Guide

This ogee pattern has a step at the end of the concave portion of the curve. Using the optional 3/8" bearing produces a profile with a fillet at the convex end of the curve. Use in a handheld or table-mounted router.


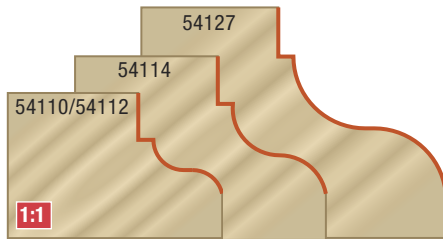
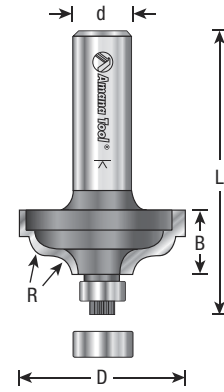


ØD	R	B	Ød	L	Tool No.
1-3/8	5/32	1/2	1/4	2-1/16	54110
1-3/8	5/32	1/2	1/2	2-1/2	54112
1-5/8	1/4	3/4	1/2	2-5/8	54114
2-1/4	3/8	15/16	1/2	2-7/8	54127 ▲ <sup>18</sup>

**A** Standard 1/2" bearing #47706 (included).

**B** Optional 3/8" bearing #47702 (order separately).

▲ **Warning:** Maximum RPM ▲<sup>18</sup> = 18,000



# ROMAN OGEE

## Carbide Tipped • 2 Flute with Ball Bearing Guide

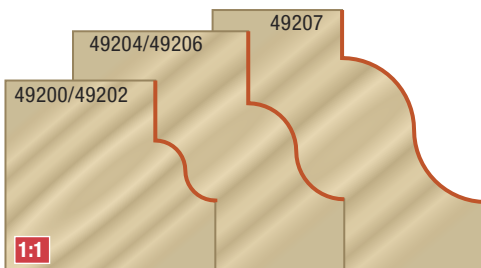
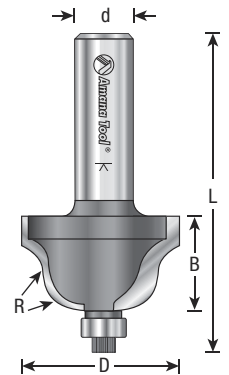

The Roman ogee bit, which has a convex curve coming off the bearing, produces the reverse of the ogee (it isn't an upside-down ogee). The curve starts at the top as a concave, and fairs down into a convex curve. Use in a handheld or table-mounted router.



ØD	R	B	Ød	L	Tool No.
9/16	3/32	5/16	1/4	1-7/8	MR0104 *
11/16	5/32	27/64	1/4	1-7/8	MR1010 *
1	5/32	5/8	1/4	2-1/8	49200
1	5/32	5/8	1/2	2-1/2	49202
1-3/8	1/4	13/16	1/4	2-1/4	49204
1-3/8	1/4	13/16	1/2	2-5/8	49206
2	3/8	1	1/2	3	49207

\* Miniature with 3/16" ball bearing guide #47775.

Replacement bearing for #49207 use #47706.  
All others use #47704 bearing.





# NOVA SYSTEM™

## Multi-Profile Router Cutter System

The Nova System™ provides a wide range of profiling options in a single router bit with replaceable insert solid carbide knives. The innovation is in the bit. The easily replaceable hard carbide blades give a whole range of profile options in a single bit, as well as other vital advantages such as durability, versatility, safety, service-free and cost effectiveness.

### TOOL BODY TYPE A (EDGE FORM)

For Edge Form Routing



Description	L	Tool No.
Body A (1/4 Shank)	3	NS-104
Body A (1/2 Shank)	3	NS-106

### EDGE FORM KNIVES FOR BODY A (SOLD AS PAIR)

#### Corner Round

R	R1	a°	ØD	B	Tool No.
1/8	—	—	1-3/8	11/16	NRC-A03
3/16	—	—	1-3/8	11/16	NRC-A04
1/4	—	—	1-3/8	11/16	NRC-A05
5/16	—	—	1-3/8	11/16	NRC-A06
3/8	—	—	1-1/2	11/16	NRC-A07

#### Beading

3/16	—	—	1-3/8	11/16	NRC-A08
5/16	—	—	1-1/2	11/16	NRC-A10

#### Chamfer

—	—	30°	1-1/2	11/16	NRC-A01
—	—	45°	1-1/2	11/16	NRC-A02

#### Cove

1/4	—	—	1-3/8	11/16	NRC-A11
3/8	—	—	1-1/2	11/16	NRC-A13

#### Special Cove

3/16	—	—	1-3/8	11/16	NRC-A14
------	---	---	-------	-------	---------

#### Ogee

5/32	11/64	—	1-3/8	11/16	NRC-A15
5/32	11/64	—	1-1/2	11/16	NRC-A16

#### Roman Ogee

5/32	—	—	1-3/8	11/16	NRC-A17
------	---	---	-------	-------	---------

#### Cove & Bead

5/32	—	—	1-3/8	11/16	NRC-A18
------	---	---	-------	-------	---------

#### Double Roman Ogee

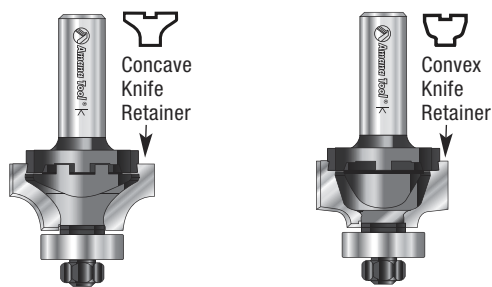
5/32	—	—	1-1/2	11/16	NRC-A20
------	---	---	-------	-------	---------

#### Classical Cove

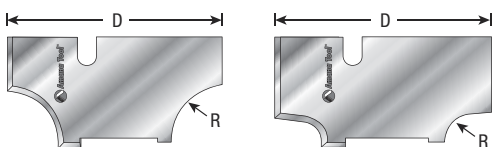
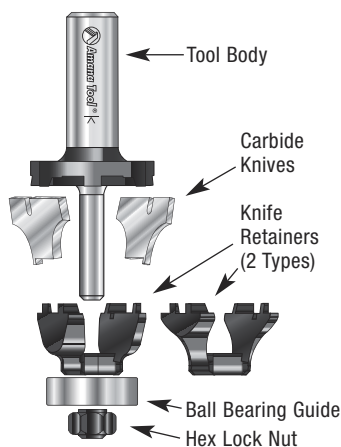
3/16	—	—	1-3/8	11/16	NRC-A21
------	---	---	-------	-------	---------

#### Classical Molding

5/32	—	—	1-1/2	11/16	NRC-A23
------	---	---	-------	-------	---------



Body type 'A' includes both concave and convex knife retainers and ball bearing guide.



Knives are marked to indicate which retainer is needed.

**Ordering Instructions:** Choose the edge form type body 'A' #NS-104 (1/4 shank) or #NS-106 (1/2 shank), then select the desired profile knives listed above.

Replacement parts: Knife retaining screws #67084 (2 required); Hex key #5007; Ball bearing #47714; Hex lock nut #67089.

## TOOL BODY TYPE B (PLUNGE)

For Plunge Routing



Description	L	Tool No.
Body B (1/4 Shank)	2-5/8	<b>NS-100</b>
Body B (1/2 Shank)	2-5/8	<b>NS-102</b>

## PLUNGE KNIVES FOR BODY B (SOLD AS PAIR)

### 'V' Groove

R	a°	ØD	B	Tool No.
—	45°	3/8	1/4	<b>NRC-B51</b>
—	30°	1/2	3/8	<b>NRC-B52</b>

### Core Box


1/4	—	1/2	3/8	<b>NRC-B53</b>
1/2	—	1	1/2	<b>NRC-B54</b>

### Classical

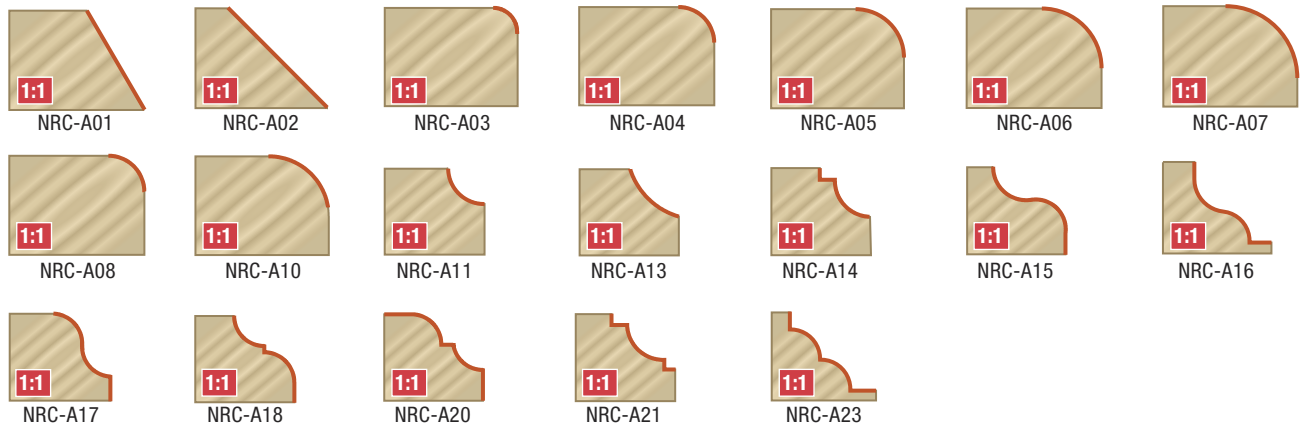
5/32	—	3/4	7/16	<b>NRC-B55</b>
------	---	-----	------	----------------

**Ordering Instructions:** Choose the plunge type body 'B' #NS-100 (1/4 shank) or #NS-102 (1/2 shank), then select the desired profile knives listed above.

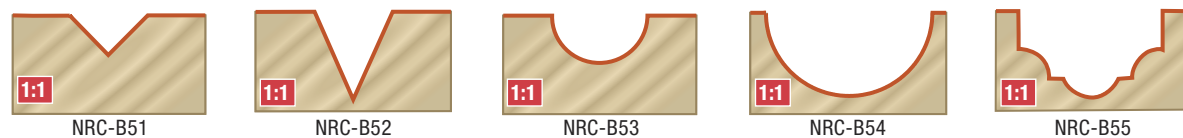
Replacement parts: Knife retaining screws #67084 (2 required); Hex key #5007.



## Body Type A (Edge Form Routing) Profiles



## Body Type B (Plunge Routing) Profiles






## HAND GRIP PLUNGE

*Carbide Tipped • 2 Flute*

Intended for forming and edging internal hand-holds and cutouts in a single pass, this bit will also cut a soft bullnose on any exposed edge. Use in a CNC or other automatic router. Plunge cuts on router table are not recommended.



ØD	a°	R	B	B1	B2	Ød	L	Tool No.
1-1/8	45°	1/2	1-9/16	7/8	1-1/4	1/2	3-5/8	<b>51590</b>



## BULLNOSE/COVE EDGE

*Carbide Tipped • 2 Flute with Ball Bearing Guide*

Cut a thumbnail in a single pass, flanked top and bottom by a fillet and a cove, a combination often called an astragal. Three sizes scaled for stock 3/4" through 1-1/2" thick. Should be used in a table-mounted router. The tool is equipped with a ball-bearing guide for template work.



ØD	R	R1	B	Ød	L	Tool No.
1-1/8	1/8	1/4	1	1/2	2-7/8	<b>51530</b>

Replacement bearing #47716.



## CONVEX EDGING

*Carbide Tipped • 2 Flute with or without Ball Bearing Guide*

Cuts a shallow arc – the fingernail shape – rather than a full 180-degree round over. Like the bullnose radius bit, it has short flats above and below the cutter arc, which produce fillets on stock thicker than 7/8". Must be used with an edge guide on handheld routers, or the fence on a router table.

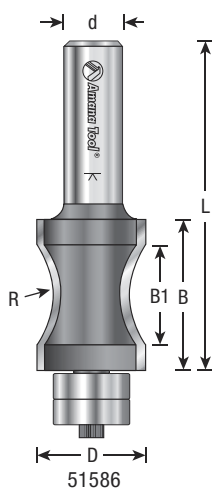
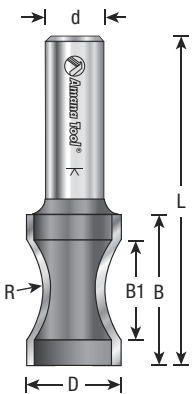
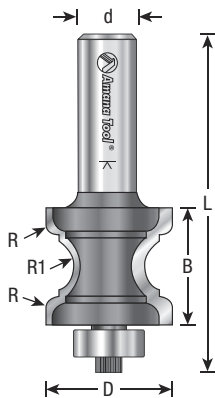
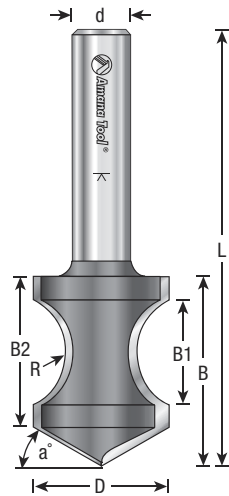



ØD	R	B	B1	Ød	L	Tool No.
13/16	23/32	1-1/4	27/32	1/4	2-1/2	<b>51580</b>
13/16	23/32	1-1/4	27/32	1/2	2-3/4	<b>51582</b>
29/32	23/32	1-1/4	27/32	1/2	2-3/4	<b>51586 †</b>

Cuts a shallow radius ('thumbnail' shape) on board edges.

\* Replacement bearing for #51586 use (2) #47712.

† Not for use in CNC machines.



# CLASSICAL MOLDING

## Carbide Tipped • 2 Flute with Ball Bearing Guide


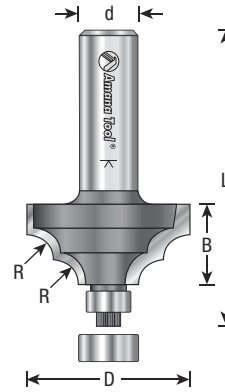

A double quarter-round profile is produced by this tool. The depth-of-cut setting determines whether or not a fillet is formed at the top. Switching from the standard pilot bearing to the optional 3/8" bearing introduces a fillet at the bottom of the profile. Use in a handheld or table-mounted router.



ØD	R	B	Ød	L	Tool No.
1-1/8	5/32	1/2	1/4	2	54136
1-3/8	7/32	11/16	1/4	2-3/16	54138
1-1/8	5/32	1/2	1/2	2-3/8	54140
1-3/8	7/32	11/16	1/2	2-9/16	54142
1-1/2	1/4	3/4	1/2	2-3/4	54141

**A** Standard 1/2" bearing #47706 (included).

**B** Optional 3/8" bearing #47702 (order separately).



# WAVY EDGE

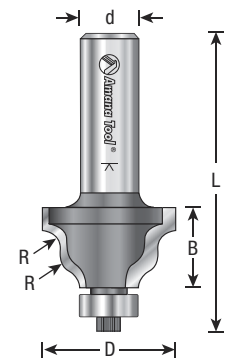
## Carbide Tipped • 2 Flute with Ball Bearing Guide


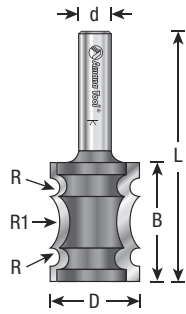
This bit produces an undulating curve with two convex forms flanking a concave form. All the radii are equal. A shoulder on the cutter can form a fillet, depending upon the depth-of-cut setting. Use in a handheld or table-mounted router.



ØD	R	B	Ød	L	Tool No.
1-1/4	5/32	11/16	1/4	2-1/4	54180
1-1/4	5/32	11/16	1/2	2-5/8	54182

Replacement bearing #47706.





## REED EDGE

*Carbide Tipped • 2 Flute*

Produces a thumbnail flanked by full beads, an elegant edge profile. Must be used with an edge guide or router-table fence to control the cut. For stock between 3/4" and 1" thick.



ØD	R	R1	B	Ød	L	Tool No.
3/4	5/64	15/64	1	1/4	2-1/8	<b>54360</b>



## OGEE

*Carbide Tipped • 2 Flute with Ball Bearing Guide*

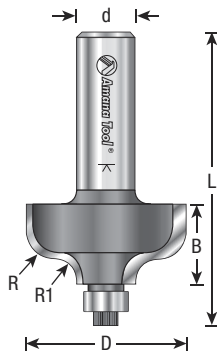

The ogee is one of the basic shapes used in moldings and decorative profiles. An S-shaped curve, it is convex at the top fairing down into a concave (shown inverted). The ogee bit is characterized by the concave shape coming off the pilot bearing. Using the optional 3/8" bearing produces a profile with a fillet at the convex end of the curve. Use in a handheld or table-mounted router.



ØD	R	R1	B	Ød	L	Tool No.
1-1/8	5/32	5/32	1/2	1/4	2	<b>54120</b>
1-1/8	5/32	5/32	1/2	1/2	2-3/8	<b>54124</b>
1-3/8	1/4	3/16	11/16	1/4	2-3/16	<b>54122</b>
1-3/8	1/4	3/16	11/16	1/2	2-5/8	<b>54126</b>

**A** Standard 1/2" bearing #47706 (included).

**B** Optional 3/8" bearing #47702 (order separately).



# 'LEAF-EDGE' BEADING

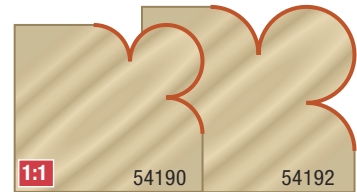
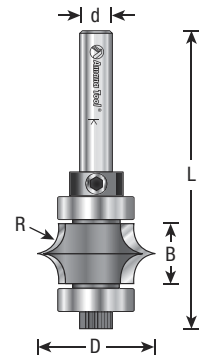
Carbide Tipped • 2 Flute with Ball Bearing Guide

In one pass, this bit forms a round-edged groove near the corner of the workpiece. A second pass on the adjoining face yields a delicate leaf-shaped corner bead. Use in a handheld or table-mounted router.



ØD	R	B	Ød	L	Tool No.
1	3/16	1/2	1/4	2-1/2	<b>54190</b>
1-1/8	1/4	5/8	1/4	2-5/8	<b>54192</b>

Replacement bearings #47712 (2 required).  
Replacement collar #47724.



# FLUTE & BEAD SET

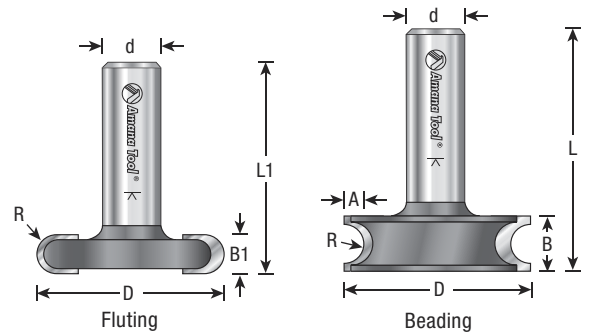
Carbide Tipped • 2 Flute

Cut joints for staved assemblies, such as circular planters, canoes, kayaks and hot tubs, with this pair of bits. One bit flutes an edge, and the other forms the mating bead. Use in CNC or table-mounted routers. It will cut plywood, hardwood, softwood and composition materials. For the best and accurate match, we recommend using a table-mounted router.


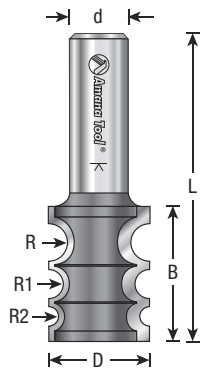


ØD	A	R	B	B1	Ød	L	L1	Tool No.
1-1/2	1/8	1/8	15/32	1/4	1/2	1-31/32	1-3/4	<b>54176</b>

Set of 2 bits. Not sold separately.







## VARIABLE BEADING

*Carbide Tipped • 2 Flute*

Three different radii of beads are stacked on this one bit. Rout all three on an edge, or use it to nose thin stock. Router-table use recommended for best control, but use in a handheld router is possible. Must be used with an edge guide.



ØD	R	R1	R2	B	Ød	L	Tool No.
7/8	9/64	7/64	1/16	1-1/16	1/2	2-5/8	<b>54216</b>



## MATCHED BEAD

*Carbide Tipped • 2 Flute with Ball Bearing Guide*

This dual purpose bit produces both moldings and joints. Use in place of matched flute-and-bead bit sets to mill the edges of strips used in various stave constructions like planters, canoes and hot tubs. Switch from fluting to beading by raising or lowering the bit. Pilot bearing allows use for template-guided cuts. Recommended for router table use; smaller sizes can be used with an edge-guide equipped portable router.

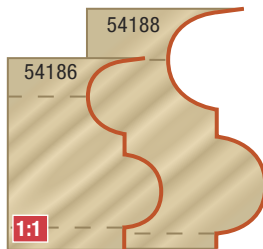
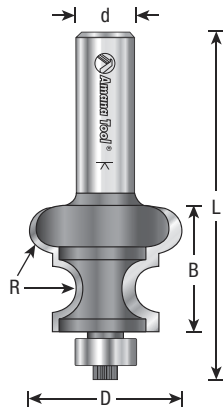


ØD	R	B	Ød	L	Tool No.
1-1/4	3/16	1	1/2	2-7/8	<b>54186</b>
2	1/4	1-1/4	1/2	3	<b>54188</b> ▲ <sup>18</sup>

Replacement bearing for #54186 use #47706.

Replacement bearing for #54188 use #47716.

▲ **Warning:** Maximum RPM ▲<sup>18</sup> = 18,000



## EDGE MOLDING

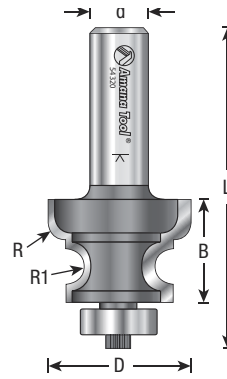
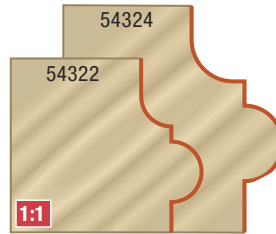
### Carbide Tipped • 2 Flute with Ball Bearing Guide

The torus-and-cove profile produced by this bit make an excellent edge detail or molding. The pilot bearing allows you to make template-guided cuts with the bit. Use in a handheld or table-mounted router.



ØD	R	R1	B	Ød	L	Tool No.
1-1/4	5/32	5/32	7/8	1/2	2-3/4	54322
1-9/16	7/32	15/64	1-3/16	1/2	3	54324

Replacement bearing for #54322 use #47706.  
Replacement bearing for #54324 use #47712.



## MULTI-EDGE BEADING

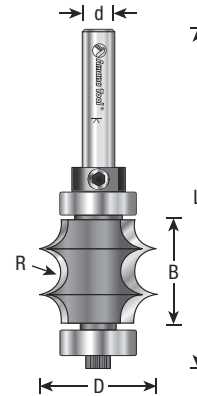
### Carbide Tipped • 2 Flute with Double Ball Bearing Guide

Produce beading detail on edges or moldings. Use in a handheld or table-mounted router.



ØD	R	B	Ød	L	Tool No.
1	3/16	7/8	1/4	2-7/8	54296

Replacement parts: Bearings #47712 (2 required); Collar #47724.



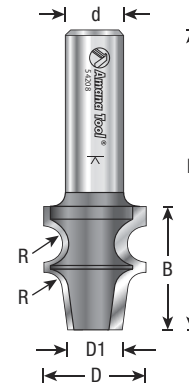

## EDGE BEADING

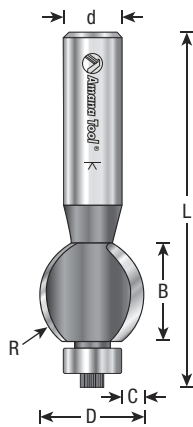
### Carbide Tipped • 2 Flute

Similar to the corner bead, but with a radiused, rather than a hard-edged quirk. Since this bit lacks a pilot, it must be used with a fence or edge guide. Use in a handheld or table-mounted router.



ØD	ØD1	R	B	Ød	L	Tool No.
7/8	1/2	5/32	1-1/32	1/2	2-3/4	54208





## EDGE FLUTING

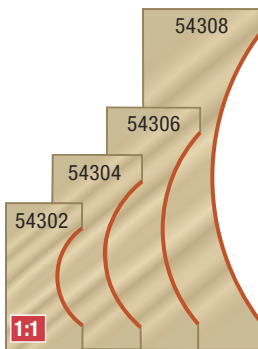
### Carbide Tipped • 2 Flute with Ball Bearing Guide

This bit produces a fingernail flute, rather than a full 180° radius flute. Creates an interesting edge detail, and can be used to make small-scale cornice-type moldings. Use in a handheld or a table-mounted router.



ØD	R	B	C	Ød	L	Tool No.
3/4	5/16	1/2	1/8	1/2	2-3/4	<b>54302</b>
7/8	15/32	3/4	3/16	1/2	3	<b>54304</b>
7/8	3/4	1	3/16	1/2	3-1/4	<b>54306</b>
1	1-1/4	1-1/2	1/4	1/2	3-3/4	<b>54308</b>

Replacement bearing #47706.



## EDGE-FLUTING ASSEMBLY

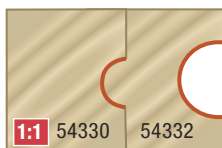
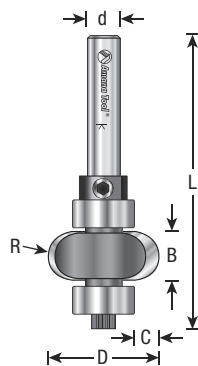
### Carbide Tipped • 2 Flute with Upper & Lower Ball Bearing Guides

Cut individual flutes – shallow, small-radius grooves – in narrow edges without having to balance a router on that edge. The bit cuts at right angles to the bit axis. Flute depth is controlled by the pilot bearing, the flute's position by the router's bit-height setting. Use in a handheld or table-mounted router.



ØD	R	B	C	Ød	L	Tool No.
3/4	1/8	1/4	1/8	1/4	2-1/4	<b>54330</b>
7/8	13/64	3/8	1/4	1/4	2-3/8	<b>54332</b>

Replacement parts: Bearings #47701 (upper) and #47706 (lower); Collar #47724.



## DOUBLE BEADING

*Carbide Tipped • 2 Flute with Ball Bearing Guide*

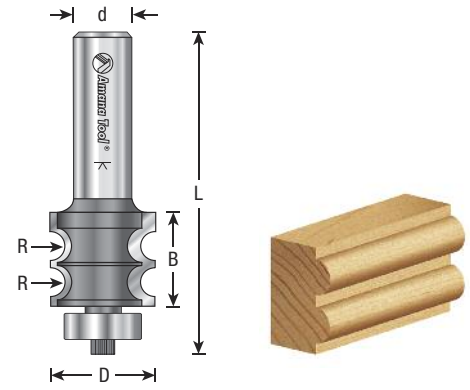
Produce pairs of beads on the edges of shelving or narrow molding strips. Use in a handheld or table-mounted router.



ØD	R	B	Ød	L	Tool No.
17/64	.039	11/32	1/4	1-7/8	MR1020 *
7/8	1/8	3/4	1/2	2-5/8	54294

Replacement bearing #47716.

\* Miniature with 3/16" ball bearing guide #47775.



## TRIPLE BEADING/FLUTING


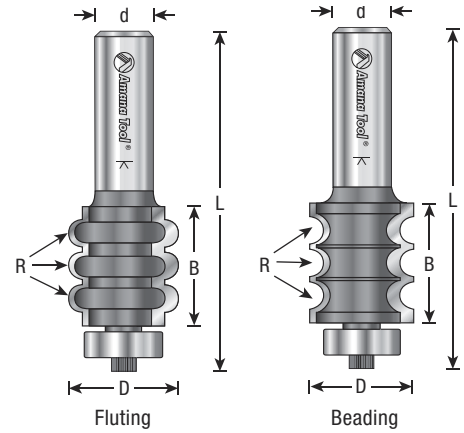
*Carbide Tipped • 2 Flute with Ball Bearing Guide*

Three uniform beads or flutes are formed in one pass with these bits. Produce reeded or fluted pilasters or table legs referencing opposite faces of the work-piece. Use in a handheld or table-mounted router.



ØD	Type	R	B	Ød	L	Tool No.
7/8	Bead	1/8	1	1/4	2-5/8	54211
7/8	Bead	1/8	1	1/2	2-59/64	54213
7/8	Flute	1/8	1	1/2	3	54217

Replacement bearing #47716.



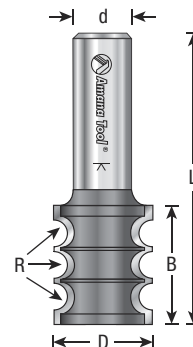
## TRIPLE BEADING

*Carbide Tipped • 2 Flute*

Three uniform beads are formed in one pass with this bit. Use it to produce reeded pilasters or table legs. Must be used with an edge guide or fence. Use in a handheld or table-mounted router.



ØD	Type	R	B	Ød	L	Tool No.
7/8	Bead	1/8	1	1/4	2-1/4	54210
7/8	Bead	1/8	1	1/2	2-3/4	54212






## HAND GRIP PLUNGE

*Carbide Tipped • 2 Flute*

Intended for forming and edging internal hand-holds and cutouts in a single pass, this bit will also cut a soft bullnose on any exposed edge. Use in a CNC or other automatic router. Plunge cuts on router table are not recommended.



ØD	a°	R	B	B1	B2	Ød	L	Tool No.
1-1/8	45°	1/2	1-9/16	7/8	1-1/4	1/2	3-5/8	<b>51590</b>



## BULLNOSE/COVE EDGE

*Carbide Tipped • 2 Flute with Ball Bearing Guide*

Cut a thumbnail in a single pass, flanked top and bottom by a fillet and a cove, a combination often called an astragal. Three sizes scaled for stock 3/4" through 1-1/2" thick. Should be used in a table-mounted router. The tool is equipped with a ball-bearing guide for template work.



ØD	R	R1	B	Ød	L	Tool No.
1-1/8	1/8	1/4	1	1/2	2-7/8	<b>51530</b>

Replacement bearing #47716.



## CONVEX EDGING

*Carbide Tipped • 2 Flute with or without Ball Bearing Guide*

Cuts a shallow arc – the fingernail shape – rather than a full 180-degree round over. Like the bullnose radius bit, it has short flats above and below the cutter arc, which produce fillets on stock thicker than 7/8". Must be used with an edge guide on handheld routers, or the fence on a router table.

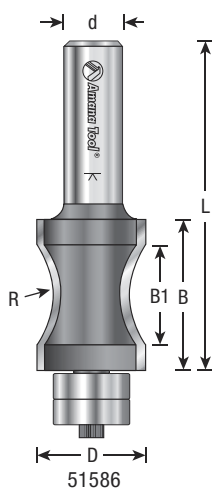
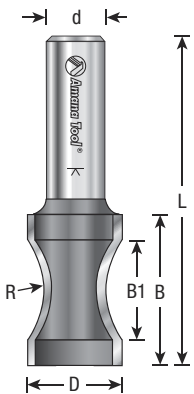
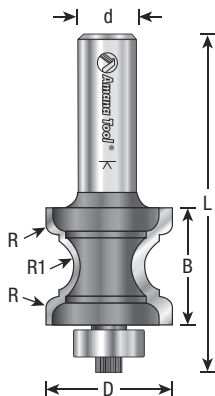
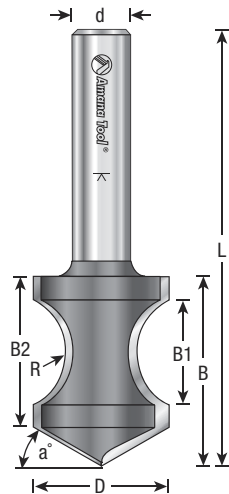



ØD	R	B	B1	Ød	L	Tool No.
13/16	23/32	1-1/4	27/32	1/4	2-1/2	<b>51580</b>
13/16	23/32	1-1/4	27/32	1/2	2-3/4	<b>51582</b>
29/32	23/32	1-1/4	27/32	1/2	2-3/4	<b>51586 †</b>

Cuts a shallow radius ('thumbnail' shape) on board edges.

\* Replacement bearing for #51586 use (2) #47712.

† Not for use in CNC machines.



# CLASSICAL MOLDING

## Carbide Tipped • 2 Flute with Ball Bearing Guide


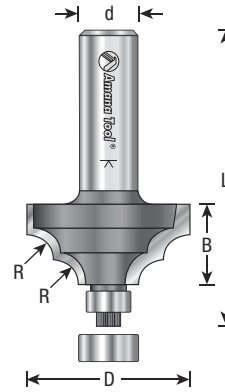

A double quarter-round profile is produced by this tool. The depth-of-cut setting determines whether or not a fillet is formed at the top. Switching from the standard pilot bearing to the optional 3/8" bearing introduces a fillet at the bottom of the profile. Use in a handheld or table-mounted router.



ØD	R	B	Ød	L	Tool No.
1-1/8	5/32	1/2	1/4	2	54136
1-3/8	7/32	11/16	1/4	2-3/16	54138
1-1/8	5/32	1/2	1/2	2-3/8	54140
1-3/8	7/32	11/16	1/2	2-9/16	54142
1-1/2	1/4	3/4	1/2	2-3/4	54141

**A** Standard 1/2" bearing #47706 (included).

**B** Optional 3/8" bearing #47702 (order separately).



# WAVY EDGE

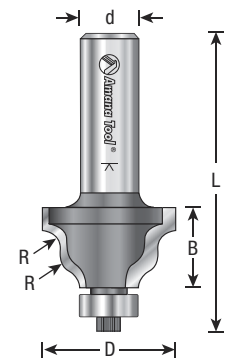
## Carbide Tipped • 2 Flute with Ball Bearing Guide


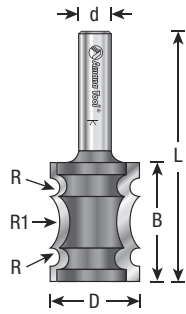
This bit produces an undulating curve with two convex forms flanking a concave form. All the radii are equal. A shoulder on the cutter can form a fillet, depending upon the depth-of-cut setting. Use in a handheld or table-mounted router.



ØD	R	B	Ød	L	Tool No.
1-1/4	5/32	11/16	1/4	2-1/4	54180
1-1/4	5/32	11/16	1/2	2-5/8	54182

Replacement bearing #47706.





## REED EDGE

*Carbide Tipped • 2 Flute*

Produces a thumbnail flanked by full beads, an elegant edge profile. Must be used with an edge guide or router-table fence to control the cut. For stock between 3/4" and 1" thick.



ØD	R	R1	B	Ød	L	Tool No.
3/4	5/64	15/64	1	1/4	2-1/8	<b>54360</b>



## OGEE

*Carbide Tipped • 2 Flute with Ball Bearing Guide*

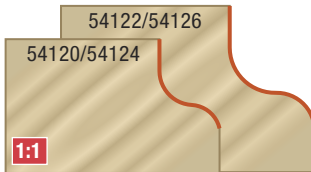
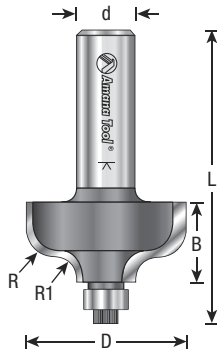

The ogee is one of the basic shapes used in moldings and decorative profiles. An S-shaped curve, it is convex at the top fairing down into a concave (shown inverted). The ogee bit is characterized by the concave shape coming off the pilot bearing. Using the optional 3/8" bearing produces a profile with a fillet at the convex end of the curve. Use in a handheld or table-mounted router.



ØD	R	R1	B	Ød	L	Tool No.
1-1/8	5/32	5/32	1/2	1/4	2	<b>54120</b>
1-1/8	5/32	5/32	1/2	1/2	2-3/8	<b>54124</b>
1-3/8	1/4	3/16	11/16	1/4	2-3/16	<b>54122</b>
1-3/8	1/4	3/16	11/16	1/2	2-5/8	<b>54126</b>

**A** Standard 1/2" bearing #47706 (included).

**B** Optional 3/8" bearing #47702 (order separately).



# 'LEAF-EDGE' BEADING

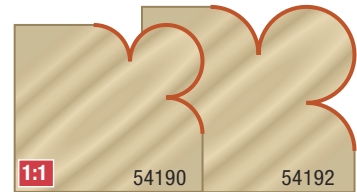
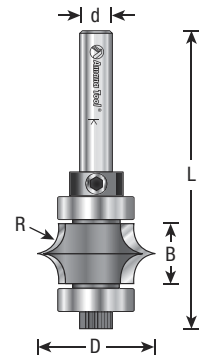
Carbide Tipped • 2 Flute with Ball Bearing Guide

In one pass, this bit forms a round-edged groove near the corner of the workpiece. A second pass on the adjoining face yields a delicate leaf-shaped corner bead. Use in a handheld or table-mounted router.



ØD	R	B	Ød	L	Tool No.
1	3/16	1/2	1/4	2-1/2	54190
1-1/8	1/4	5/8	1/4	2-5/8	54192

Replacement bearings #47712 (2 required).  
Replacement collar #47724.



# FLUTE & BEAD SET

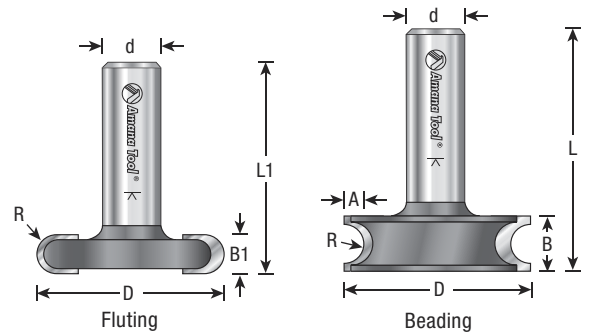
Carbide Tipped • 2 Flute

Cut joints for staved assemblies, such as circular planters, canoes, kayaks and hot tubs, with this pair of bits. One bit flutes an edge, and the other forms the mating bead. Use in CNC or table-mounted routers. It will cut plywood, hardwood, softwood and composition materials. For the best and accurate match, we recommend using a table-mounted router.


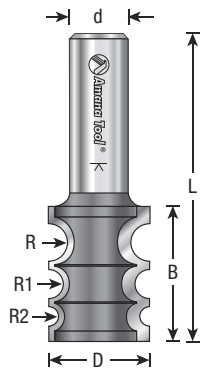


ØD	A	R	B	B1	Ød	L	L1	Tool No.
1-1/2	1/8	1/8	15/32	1/4	1/2	1-31/32	1-3/4	54176

Set of 2 bits. Not sold separately.







## VARIABLE BEADING

*Carbide Tipped • 2 Flute*

Three different radii of beads are stacked on this one bit. Rout all three on an edge, or use it to nose thin stock. Router-table use recommended for best control, but use in a handheld router is possible. Must be used with an edge guide.



ØD	R	R1	R2	B	Ød	L	Tool No.
7/8	9/64	7/64	1/16	1-1/16	1/2	2-5/8	<b>54216</b>



## MATCHED BEAD

*Carbide Tipped • 2 Flute with Ball Bearing Guide*

This dual purpose bit produces both moldings and joints. Use in place of matched flute-and-bead bit sets to mill the edges of strips used in various stave constructions like planters, canoes and hot tubs. Switch from fluting to beading by raising or lowering the bit. Pilot bearing allows use for template-guided cuts. Recommended for router table use; smaller sizes can be used with an edge-guide equipped portable router.

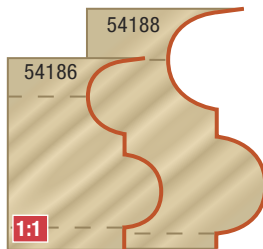
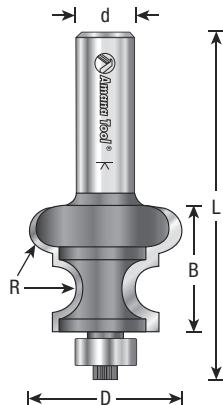


ØD	R	B	Ød	L	Tool No.
1-1/4	3/16	1	1/2	2-7/8	<b>54186</b>
2	1/4	1-1/4	1/2	3	<b>54188</b> ▲ <sup>18</sup>

Replacement bearing for #54186 use #47706.

Replacement bearing for #54188 use #47716.

▲ **Warning:** Maximum RPM ▲<sup>18</sup> = 18,000



## EDGE MOLDING

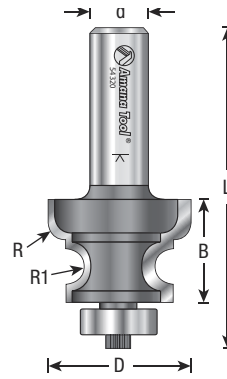
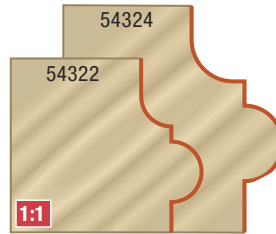
### Carbide Tipped • 2 Flute with Ball Bearing Guide

The torus-and-cove profile produced by this bit make an excellent edge detail or molding. The pilot bearing allows you to make template-guided cuts with the bit. Use in a handheld or table-mounted router.



ØD	R	R1	B	Ød	L	Tool No.
1-1/4	5/32	5/32	7/8	1/2	2-3/4	54322
1-9/16	7/32	15/64	1-3/16	1/2	3	54324

Replacement bearing for #54322 use #47706.  
Replacement bearing for #54324 use #47712.



## MULTI-EDGE BEADING

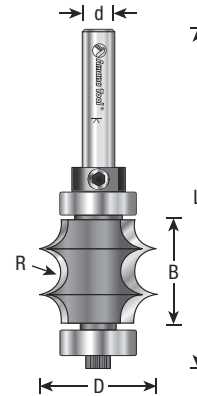
### Carbide Tipped • 2 Flute with Double Ball Bearing Guide

Produce beading detail on edges or moldings. Use in a handheld or table-mounted router.



ØD	R	B	Ød	L	Tool No.
1	3/16	7/8	1/4	2-7/8	54296

Replacement parts: Bearings #47712 (2 required); Collar #47724.



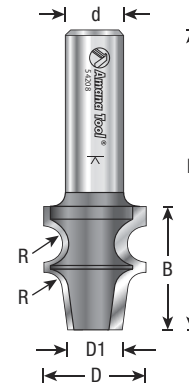

## EDGE BEADING

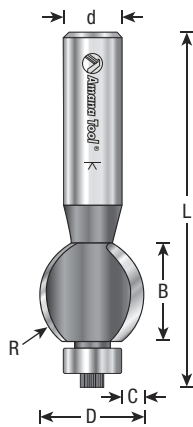
### Carbide Tipped • 2 Flute

Similar to the corner bead, but with a radiused, rather than a hard-edged quirk. Since this bit lacks a pilot, it must be used with a fence or edge guide. Use in a handheld or table-mounted router.



ØD	ØD1	R	B	Ød	L	Tool No.
7/8	1/2	5/32	1-1/32	1/2	2-3/4	54208





## EDGE FLUTING

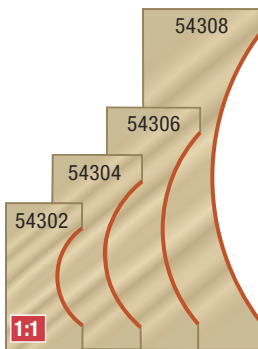
### Carbide Tipped • 2 Flute with Ball Bearing Guide

This bit produces a fingernail flute, rather than a full 180° radius flute. Creates an interesting edge detail, and can be used to make small-scale cornice-type moldings. Use in a handheld or a table-mounted router.



ØD	R	B	C	Ød	L	Tool No.
3/4	5/16	1/2	1/8	1/2	2-3/4	<b>54302</b>
7/8	15/32	3/4	3/16	1/2	3	<b>54304</b>
7/8	3/4	1	3/16	1/2	3-1/4	<b>54306</b>
1	1-1/4	1-1/2	1/4	1/2	3-3/4	<b>54308</b>

Replacement bearing #47706.



## EDGE-FLUTING ASSEMBLY

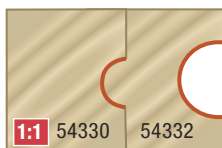
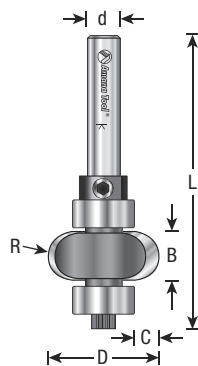
### Carbide Tipped • 2 Flute with Upper & Lower Ball Bearing Guides

Cut individual flutes – shallow, small-radius grooves – in narrow edges without having to balance a router on that edge. The bit cuts at right angles to the bit axis. Flute depth is controlled by the pilot bearing, the flute's position by the router's bit-height setting. Use in a handheld or table-mounted router.



ØD	R	B	C	Ød	L	Tool No.
3/4	1/8	1/4	1/8	1/4	2-1/4	<b>54330</b>
7/8	13/64	3/8	1/4	1/4	2-3/8	<b>54332</b>

Replacement parts: Bearings #47701 (upper) and #47706 (lower); Collar #47724.



## DOUBLE BEADING

*Carbide Tipped • 2 Flute with Ball Bearing Guide*

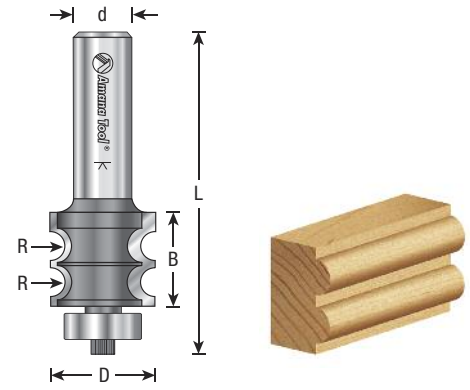
Produce pairs of beads on the edges of shelving or narrow molding strips. Use in a handheld or table-mounted router.



ØD	R	B	Ød	L	Tool No.
17/64	.039	11/32	1/4	1-7/8	MR1020 *
7/8	1/8	3/4	1/2	2-5/8	54294

Replacement bearing #47716.

\* Miniature with 3/16" ball bearing guide #47775.



## TRIPLE BEADING/FLUTING


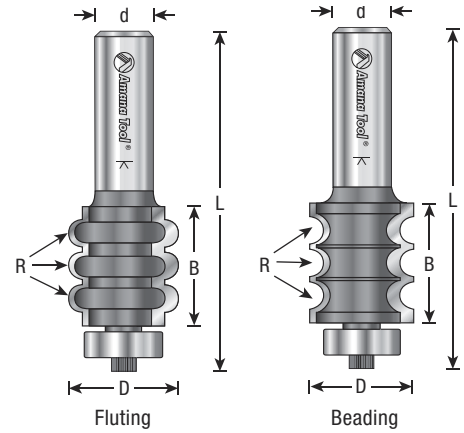
*Carbide Tipped • 2 Flute with Ball Bearing Guide*

Three uniform beads or flutes are formed in one pass with these bits. Produce reeded or fluted pilasters or table legs referencing opposite faces of the work-piece. Use in a handheld or table-mounted router.



ØD	Type	R	B	Ød	L	Tool No.
7/8	Bead	1/8	1	1/4	2-5/8	54211
7/8	Bead	1/8	1	1/2	2-59/64	54213
7/8	Flute	1/8	1	1/2	3	54217

Replacement bearing #47716.



54217

54211/54213

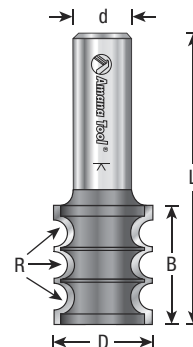
## TRIPLE BEADING

*Carbide Tipped • 2 Flute*

Three uniform beads are formed in one pass with this bit. Use it to produce reeded pilasters or table legs. Must be used with an edge guide or fence. Use in a handheld or table-mounted router.



ØD	Type	R	B	Ød	L	Tool No.
7/8	Bead	1/8	1	1/4	2-1/4	54210
7/8	Bead	1/8	1	1/2	2-3/4	54212





**INDUSTRIAL**

**In-Tech™**



## IN-TECH™

*Insert Carbide • 2 Flute • Industrial Quality*

Amana Tool® introduces the new in-Tech™ Series insert router bits to provide all woodworkers access to the industrial-grade technology at an affordable price. In-Tech™ router bits are priced comparable to standard router bits but last up to four times longer, saving users money during the life of the tool as knives are replaced rather than the entire tool. Ideal for routing softwood/hardwood and harder materials such as MDF and Chipboard.



### *Benefits of the in-Tech™ Series include:*

- Cutting accuracy remains constant during the life of the insert carbide knife
- Priced comparably to brazed router bits with at least 4 times longer tool life
- Superior cutting quality
- No re-sharpening costs
- Nine popular profile sizes in 1/4" shank
- Harder grade tungsten carbide

**COSTS SIMILAR TO  
BRAZED BITS**  
with at least **4X**  
LONGER TOOL LIFE

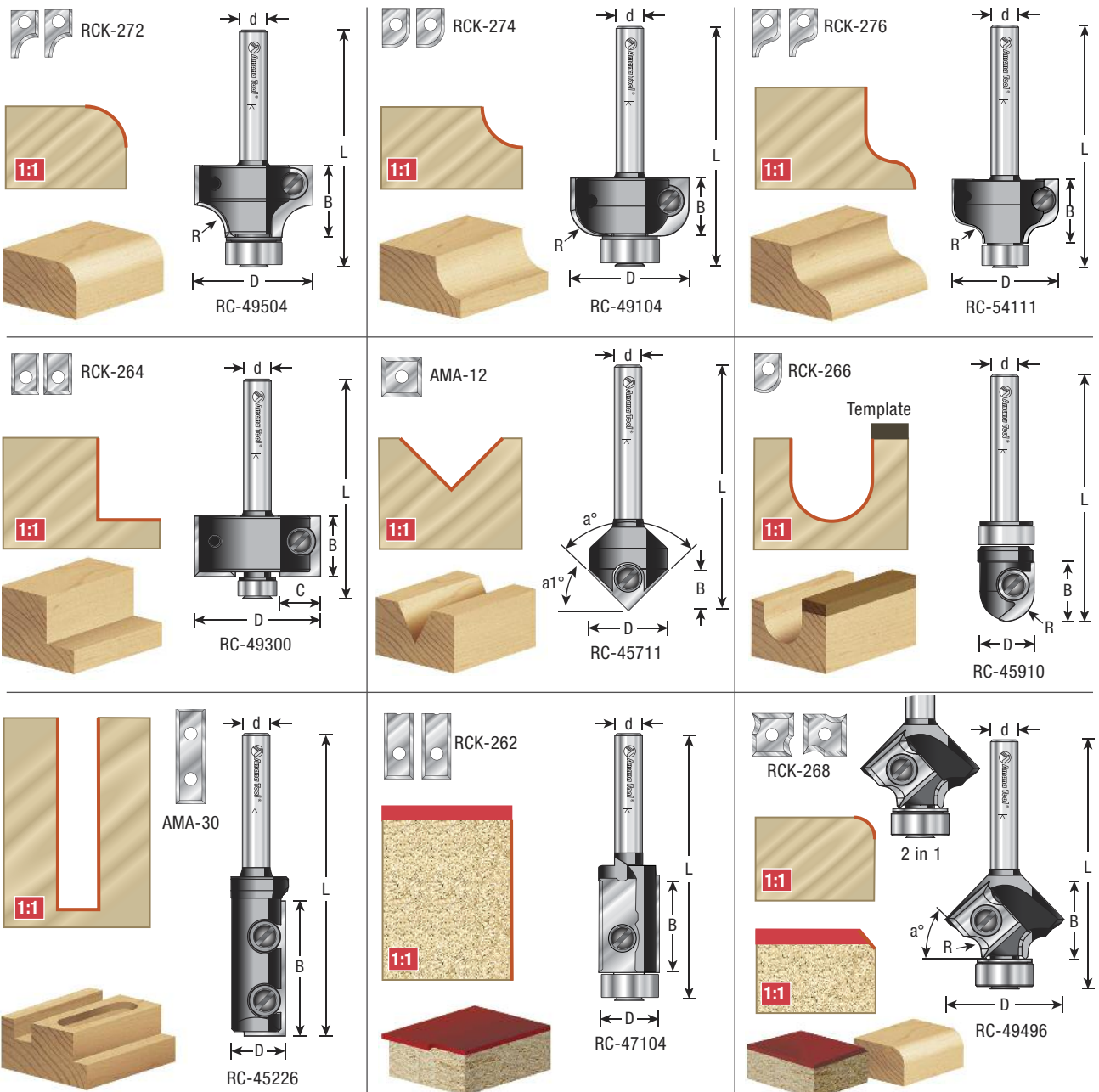


Popular insert router bit profiles provide all woodworkers access to the industrial-grade technology, at an affordable price.

By replacing worn knives instead of sharpening standard carbide tipped bits, router bit dimensions, cutting quality and accuracy remain constant during the life of the tool. Ideal for routing softwood/hardwood as well as harder materials such as MDF and Chipboard.

ØD	C	R	B	a°	a1°	Ød	L	Description	Repl. Knives	Repl. BB	Tool No.
1	—	1/4	1/2	—	—	1/4	2-1/16	Corner Round	RCK-272*	47706	RC-49504
1	—	1/4	1/2	—	—	1/4	2-1/16	Cove	RCK-274*	47706	RC-49104
1-1/32	—	3/16	5/8	—	—	1/4	2-3/8	Ogee Fillet	RCK-276*	47706	RC-54111
1-1/8	3/8	—	1/2	—	—	1/4	1-7/8	Rabbet	RCK-264*	47702	RC-49300
1/2	—	—	20mm	—	—	1/4	2-5/16	Flush Trim	RCK-262*	47706	RC-47104
1	—	1/8	3/8	45°	—	1/4	2-3/16	(2 in 1) Corner Round or Bevel	RCK-268*	47706	RC-49496
11/16	—	—	21/64	90°	45°	1/4	1-61/64	V-Groove/Signmaking	AMA-12†	—	RC-45711
11/16	—	—	21/64	90°	45°	1/2	2-3/16	V-Groove/Signmaking	AMA-12†	—	RC-45712
1/2	—	1/4	1/2	—	—	1/4	2-1/8	Core Box	RCK-266	47701	RC-45910
1/2	—	—	30mm	—	—	1/4	2-5/8	Straight Plunge	AMA-30	—	RC-45226

\* Replacement insert knives sold as a pair, † Optional MDF Knives: HMA-12





# Architectural

**INDUSTRIAL** Router Bits



# BASE MOLDING OGEE EDGE DETAIL

*Carbide Tipped • 2 Flute*

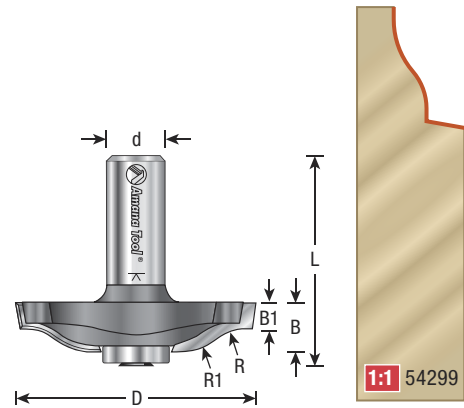
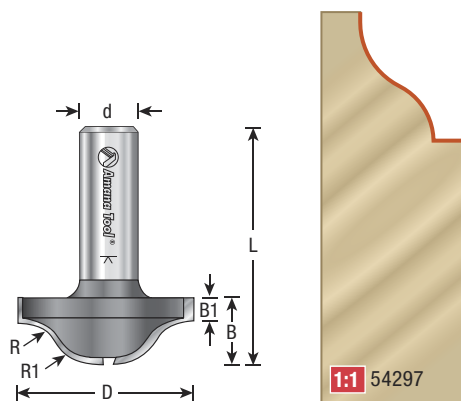
One of the easiest ways to dress up a room is to replace the skimpy base molding with a wide, bold profile. Amana Tool® offers classic ogee profiles in two sizes so that you can choose a size that best fits with the architectural details in the room. For quick easy installation we recommend that you attach the molding to the top of the base. This method greatly simplifies installation by allowing for a butt joint on inside corners.



ØD	R	R1	B	B1	Ød	L	Tool No.
1-7/16	5/16	3/8	19/32	1/4	1/2	2	<b>54297</b>
1-53/64	19/64	13/32	3/8	7/32	1/2	2-1/2	<b>54299 *</b>

\* Not for use in CNC machines.

Replacement parts: Bearing #47706; Screw #67014.





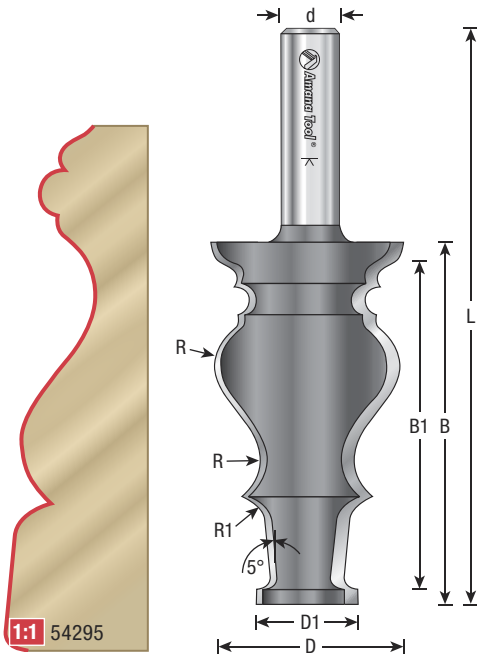
## COLONIAL DOOR CASING

*Carbide Tipped • 2 Flute*

Make your own door and window casing in cherry, oak or any wood specie that you prefer. This bit makes beautiful classic colonial window and door trim. You can even make curved window casing – perfect for trimming that Palladian window.



ØD	ØD1	R	R1	B	B1	Ød	L	Tool No.
1-17/32	51/64	3/8	15/64	2-61/64	2-47/64	1/2	4-45/64	<b>54295</b>



## DRAWING LINE


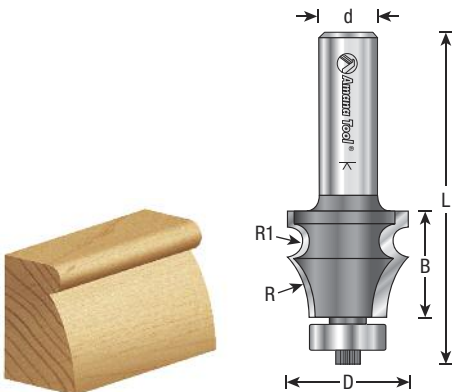
*Carbide Tipped • 2 Flute with Ball Bearing Guide*

An edge bead without a quirk is produced by this bit. Several different profile proportions are available. The depth-of-cut setting determines whether or not you get a fillet above the bead. Use in a handheld or table-mounted router.



ØD	R	R1	B	Ød	L	Tool No.
1	1	3/32	7/8	1/2	2-3/4	<b>54350</b>
1	19/32	5/32	7/8	1/2	2-3/4	<b>54354</b>
1	13/32	3/16	7/8	1/2	2-3/4	<b>54356</b>

Replacement bearing #47716.



# WAINSCOT SETS

Carbide Tipped • 2 Flute • 3/4" Material

No other architectural feature adds quality and value to your home like wainscot paneling. Now you can make your own wainscot with these wainscot router bit sets. Each three-piece set comes with a beautiful profile bit for the stile and rail edges, a cope bit for flawless joints at each intersection, and a chair rail bit for a beautiful finishing touch.

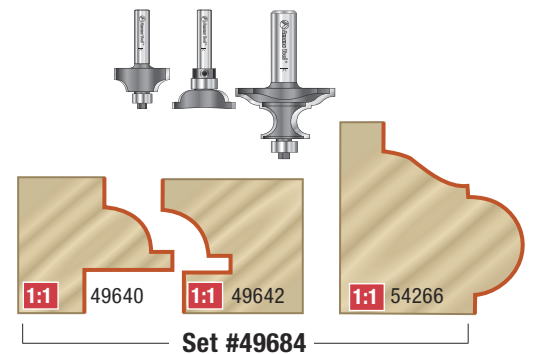
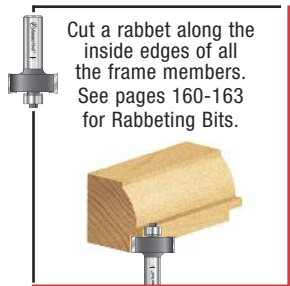
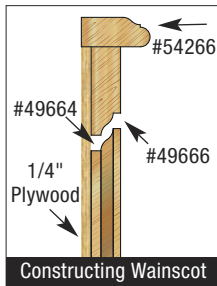
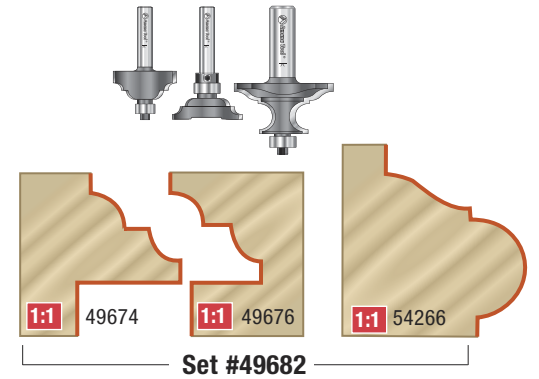
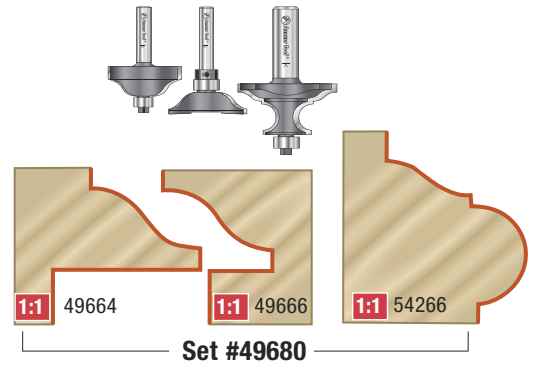
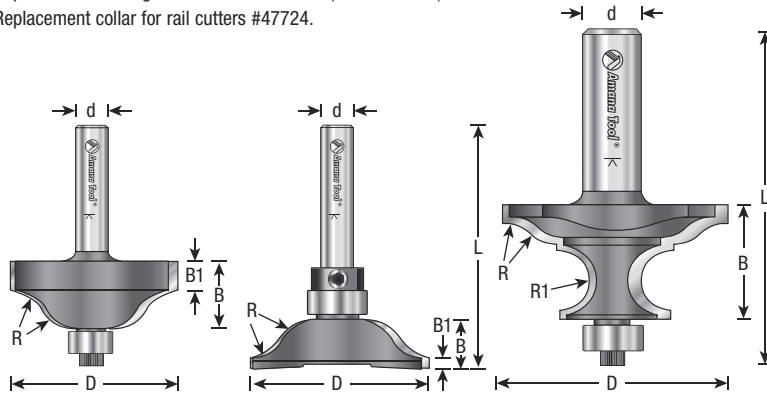
## Bead, Bevel, Classic & Ogee Styles


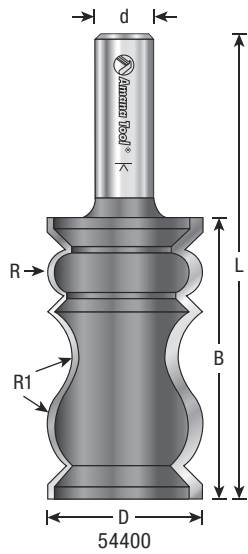


ØD	R	R1	B	B1	Ød	L	Type	Tool No.
1-21/32	1/8	1/4	1	—	1/2	2-7/8	Chair Rail	<b>54266</b>
1-1/8	1/4	—	3/8	1/4	1/4	2	Bead Stile	<b>49640</b>
1-1/4	1/4	—	5/16	7/64	1/4	2	Bead Rail	<b>49642</b>
<b>3 Piece Set Including 49640, 49642 &amp; 54266</b>								<b>49684</b>
1-1/2	11/32	—	9/16	1/4	1/4	2	Ogee Stile	<b>49664</b>
1-9/32	11/32	—	3/8	1/8	1/4	2	Ogee Rail	<b>49666</b>
<b>3 Piece Set Including 49664, 49666 &amp; 54266</b>								<b>49680</b>
1-5/16	3/16	—	5/8	7/32	1/4	2	Classical Stile	<b>49674</b>
1-7/16	3/16	—	9/16	1/8	1/4	2	Classical Rail	<b>49676</b>
<b>3 Piece Set Including 49674, 49676 &amp; 54266</b>								<b>49682</b>



Replacement bearing for stile cutters #47702 (3/8" diameter).  
 Replacement bearing for rail cutters #47701 (1/2" diameter).  
 Replacement collar for rail cutters #47724.





## CROWN MOLDING

*Carbide Tipped • 2 Flute*


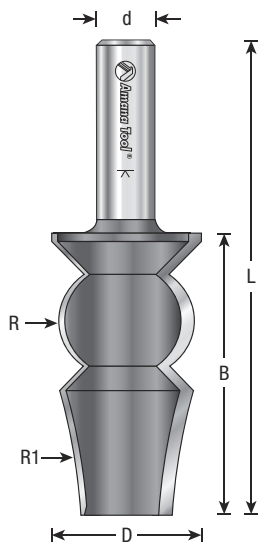
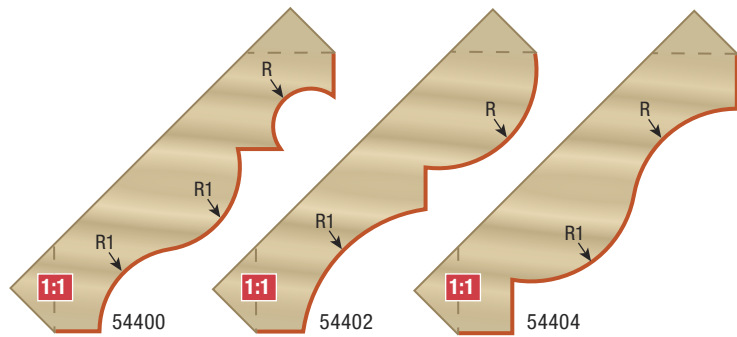
Produce mid-sized crown, cove and bead molding profiles for architectural and furniture applications. The bits cut the profile and bevel, as necessary, which is the show face of the work-piece.



ØD	R	R1	B	Ød	L	Tool No.
1-1/4	3/16	7/16	2-1/4	1/2	3-3/4	54400
1-1/4	1/2	3/4	2-1/4	1/2	3-3/4	54402
1-1/4	17/32	17/32	2-1/4	1/2	3-3/4	54404

**Warning:** Maximum RPM=22,000

Bevel the top and bottom edges on the table saw to complete the molding. Use a 2+ horsepower router, mounted in a table, with a fence to guide the work. To prolong cutter life, reduce strain on the router. To get the best cut finish, make several passes to achieve full cut depth. Bevel back edges, cutting off 45° excess, with one of our chamfer bits.



## REVERSIBLE CROWN MOLDING EXTENDER

*Carbide Tipped • 2 Flute*

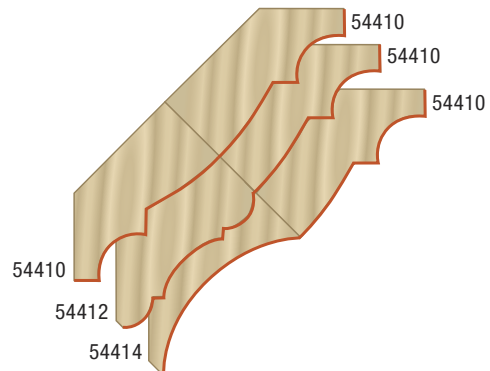
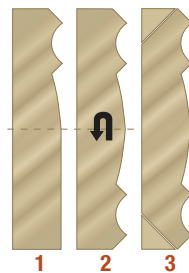
**Create crown molding up to 4-1/2" wide!**

Now you can make extra-large architectural crown moldings with your table-mounted router. Our new extender bit enables you to make unique crown moldings in every type of wood. You're no longer limited to the small selection of crown moldings at the lumber dealer. This specially designed bit works in conjunction with either our vertical or horizontal crown molding bits allowing you to make crown moldings up to 4-1/2" wide. Bevel back edges, cutting off 45° excess, with one of our chamfer bits.



ØD	R	R1	B	Ød	L	Tool No.
1-1/4	7/16	3-15/16	2-3/8	1/2	4	54410

*Can be used with other Crown Molding Bits to create many different combinations!*



# REVERSIBLE CROWN MOLDING

Carbide Tipped • 2 Flute

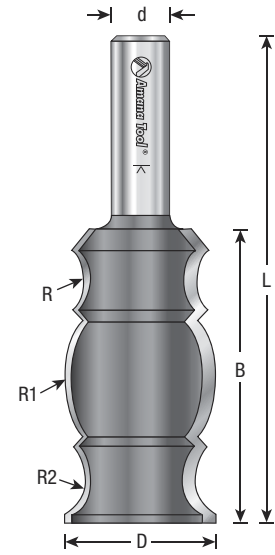
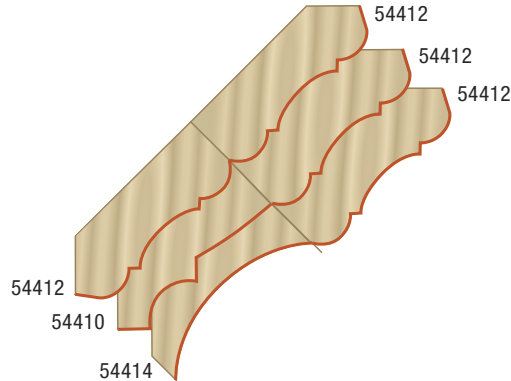
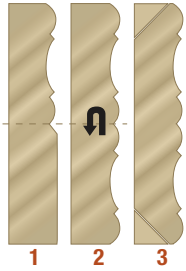
**Give your ceilings that finished look!**

With this bit you can easily make classic crown moldings with your table-mounted router. The beautiful profile is a large cove flanked by round overs. Use your fence to control the cutting depth and a featherboard to keep the stock firmly positioned against the fence. Bevel back edges, cutting off 45° excess with one of our chamfer bits.



ØD	R	R1	R2	B	Ød	L	Tool No.
1-1/4	3/8	7/8	7/16	2-7/16	1/2	4-1/16	<b>54412</b>

Can be used with other Crown Molding Bits to create many different combinations!



# HORIZONTAL CROWN MOLDING

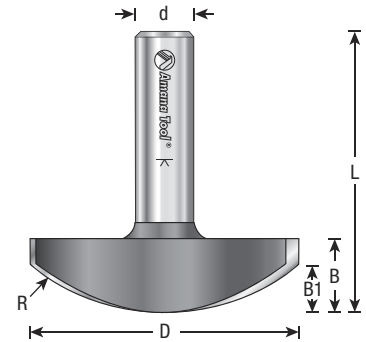
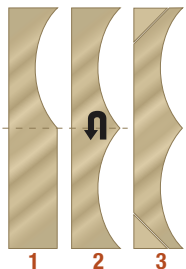
Carbide Tipped • 2 Flute

Now you can make large cove moldings for furniture and trim with your table-mounted router. This unique bit cuts a large, smooth arc; just what is needed to create a cove shaped crown molding for your next piece of furniture casework. Bevel back edges, cutting off 45° excess, with one of our chamfer bits. For even greater versatility, combine this bit with our crown molding profiles on pages 142-143.



ØD	R	B	B1	Ød	L	Tool No.
2-1/4	1-3/4	5/8	13/32	1/2	2-3/8	<b>54414</b>

Can be used with other Crown Molding Bits to create many different combinations!

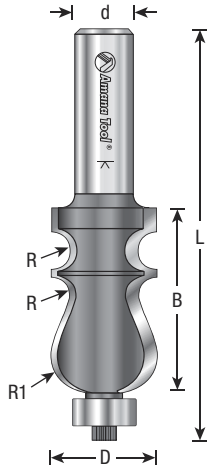





# ARCHITECTURAL MOLDING

## Carbide Tipped • 2 Flute with Ball Bearing Guide

These bits are designed for routing architectural and furniture moldings and trim. Almost all have the profile laid out vertically, reducing the diameter of the bit. These bits should be used in a 2+ horsepower, table-mounted router, and many should be run at reduced speed. Although most have ball-bearing guides, guiding the cuts with the fence is recommended.

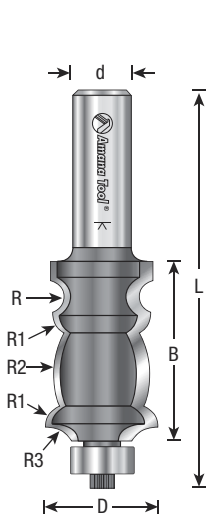


Type #2

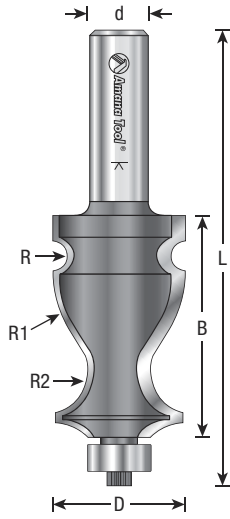
Type	ØD	R	R1	R2	R3	B	Ød	L	Tool No.
#2	7/8	5/32	5/16	—	—	1-3/8	1/2	3-3/8	54204
#3	1	9/64	3/16	25/32	15/64	1-5/8	1/2	3-1/4	54218
#4	1	1/8	7/8	3/8	—	1-11/16	1/2	3-1/4	54220 ▲ <sup>12</sup>
#5	1-1/2	5/32	—	—	—	2	1/2	3-1/2	54250 ▲ <sup>14</sup>
#7	1	9/64	3/32	3/4	9/32	1-3/4	1/2	3-5/8	54219

**NOTE:** Tool #54250 does not have a bearing.  
Replacement bearing for all others use #47706.

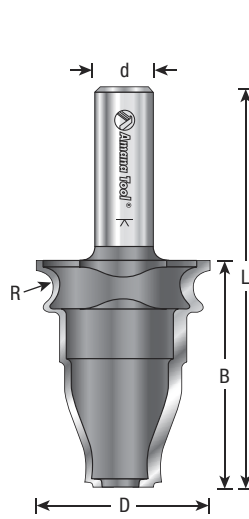
▲ **Warning:** Maximum RPM ▲<sup>12</sup> = 12,000; ▲<sup>14</sup> = 14,000



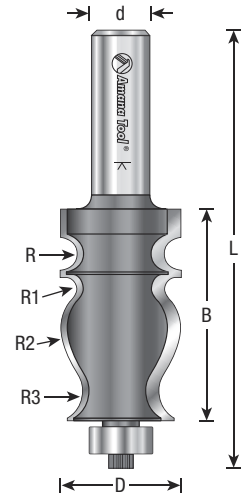
Type #3






Type #4




Type #5



Type #7



(No ball bearing)  
Duplicates #DC-98  
molding pattern



# ARCHITECTURAL MOLDING

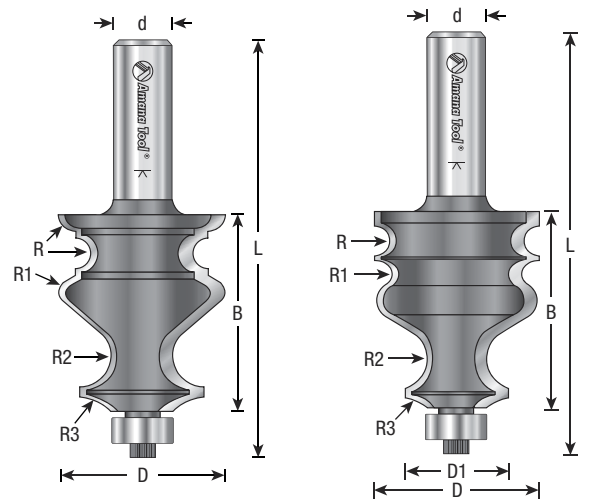
Carbide Tipped • 2 Flute with Ball Bearing Guide



Type	ØD	ØD1	R	R1	R2	R3	B	Ød	L	Tool No.
#8	1-3/8	—	1/8	3/32	1/4	7/16	1-5/8	1/2	3-1/2	54222 ▲ <sup>18</sup>
#9	1-3/8	7/8	1/8	1/16	1/4	7/16	1-5/8	1/2	3-1/2	54224 ▲ <sup>18</sup>



Replacement bearing #47706.

▲ Warning: Maximum RPM=18,000



Type #8

Type #9



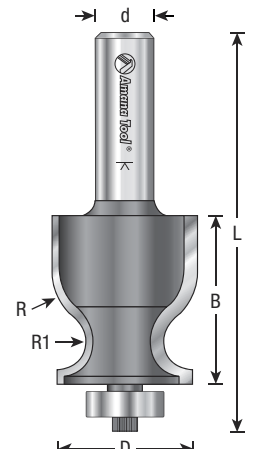

# ARCHITECTURAL MOLDING

Carbide Tipped • 2 Flute with Ball Bearing Guide



Type	ØD	R	R1	B	Ød	L	Tool No.
#12	1-3/16	1/2	1/4	1-3/8	1/2	3-1/4	54234

Replacement bearing for #54234 use #47716.



Type #12





## SPECIAL INTEREST MOLDING

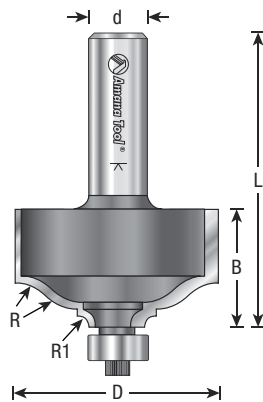
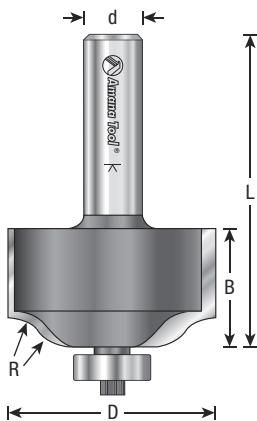

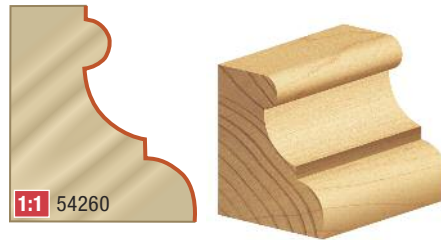

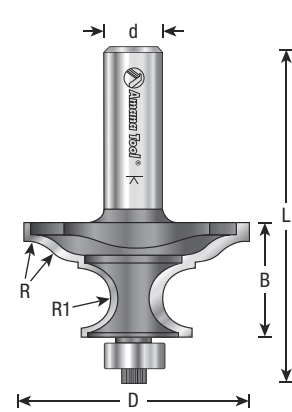
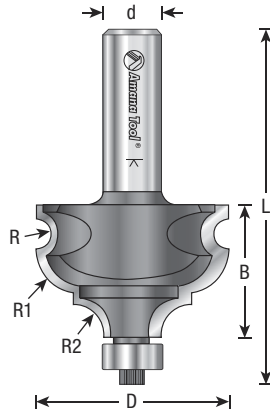
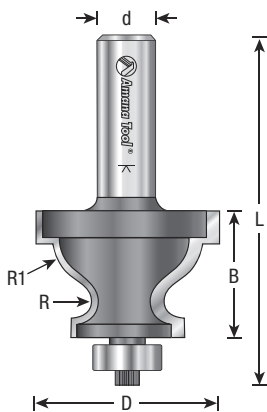
*Carbide Tipped • 2 Flute with Ball Bearing Guide*

Designed for routing architectural and furniture moldings and trim, these bits should be used in a 2+ horsepower, table-mounted router, and many should be run at reduced speed. Although most have ball-bearing guides, guiding the cuts with a fence is recommended.



ØD	R	R1	R2	B	Ød	L	Repl. Bearing	Tool No.
1-9/16	5/32	1/2	—	1-1/8	1/2	3	47712	<b>54232</b> ▲ <sup>18</sup>
1-5/8	1/8	3/8	1/4	1-1/8	1/2	3	47706	<b>54260</b> ▲ <sup>18</sup>
2	5/16	1/4	—	1	1/2	2-7/8	47706	<b>54266</b> ▲ <sup>18</sup>

▲ **Warning:** Maximum RPM=18,000




## SPECIAL INTEREST MOLDING

*Carbide Tipped • 2 Flute with Ball Bearing Guide*



ØD	R	R1	B	Ød	L	Repl. Bearing	Tool No.
1-3/4	23/64	—	1	1/2	3	47712	<b>54286</b> ▲ <sup>18</sup>
1-3/4	3/8	3/32	1	1/2	3	47706	<b>54288</b> ▲ <sup>18</sup>

▲ **Warning:** Maximum RPM=18,000



# MULTI-FORM

*Carbide Tipped • 2 Flute with Ball Bearing Guide*

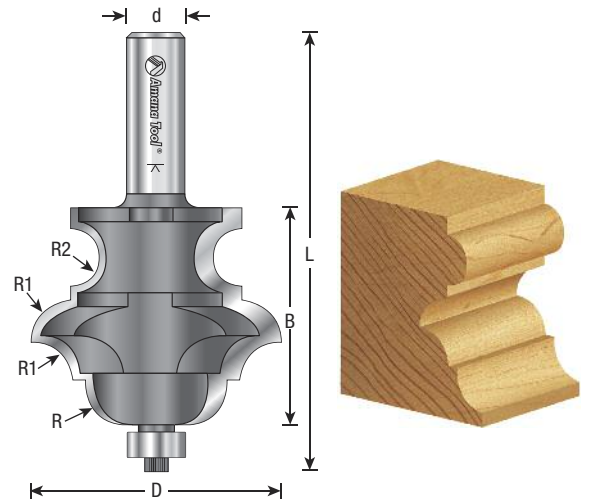
This one bit is designed to cut more than 40 different molding patterns. By making simple adjustments to the cutter height and fence position, and making two or more passes, you can produce a wide variety of profiles and architectural details.

Use the bit only in a table-mounted router. Available with 1/2" shank only. Tool #54198 is a miniature version of the multi-form bit.




ØD	R	R1	R2	B	Ød	L	Repl. Bearing	Tool No.
1-1/4	3/16	9/64	1/8	1	1/2	2-7/8	47702	54198
2-1/4	23/64	21/64	1/4	1-7/8	1/2	4	47706	54200 ▲ <sup>12</sup>

▲ Warning: Maximum RPM ▲<sup>12</sup>=12,000



*Create over 40 different molding profiles with this one bit!*



# CASING & BRICK MOLDING

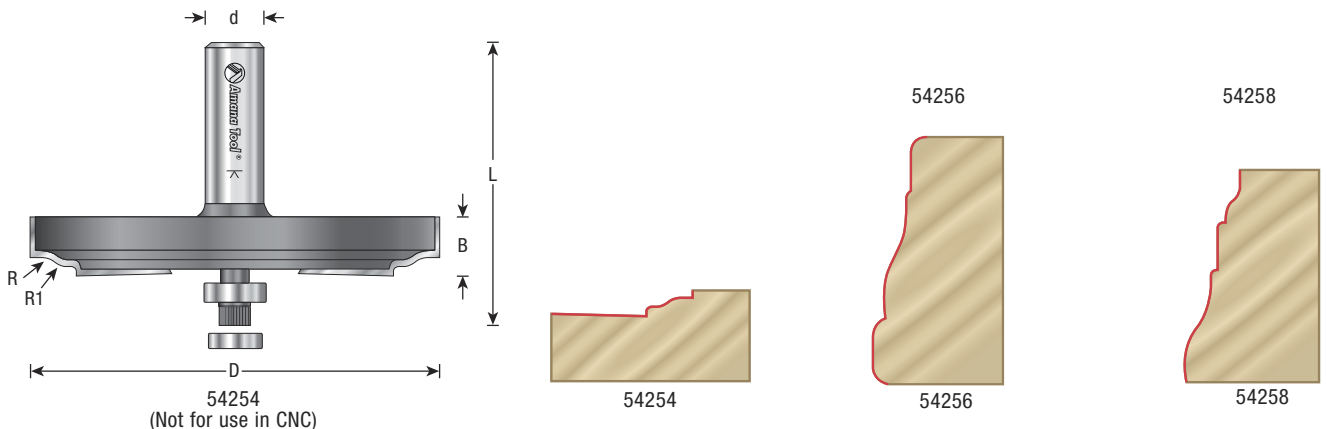
*Carbide Tipped • 2 Flute*

Make your own door and window casing in cherry, oak or any wood specie that you prefer. This bit makes beautiful classic colonial window and door trim. You can even make curved window casing – perfect for trimming that Palladian window.




ØD	ØD1	R	R1	B	Ød	L	Tool No.
3-1/2	—	5/32	15/64	1/2	1/2	2-27/64	54254 *
1-5/8	15/16	1/8	1/32	2-1/2	1/2	4	54256
1-1/2	19/32	3/16	1/32	1-27/32	1/2	3-11/32	54258

\* Replacement bearing #47706. Not for use in CNC.







# HAND/TABLE EDGE

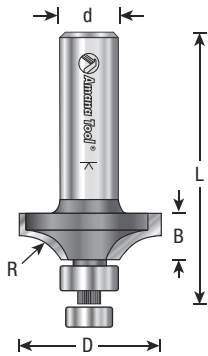
Carbide Tipped • 2 Flute with Ball Bearing Guide

These special router bits are used for cutting table top edges or used with handrail side profile bits. Originally designed for easing and profiling the edges of tabletops, these bits also are widely used for the same purpose on handrails. See page 150 for handrail patterns. Eliminate hard edges, reduce the visual thickness of a tabletop, and add an elegant detail simultaneously with these bits.



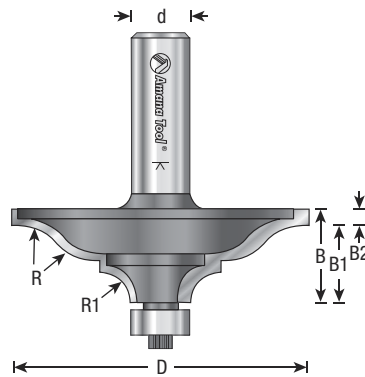
ØD	R	R1	B	B1	B2	Ød	L	Tool No.
1-3/16	15/32	—	3/8	—	—	1/4	1-3/4	49540
1-3/16	15/32	—	3/8	—	—	1/2	2-1/4	49542
2-3/4	1-3/4	—	5/8	—	—	1/2	2-7/8	49550 ▲ <sup>16</sup>
2-1/2	3/8	—	3/4	—	—	1/2	2-3/4	49554 ▲ <sup>16</sup>
2-1/2	13/32	13/64	25/32	43/64	7/64	1/2	2-3/4	49556 ▲ <sup>16</sup>
2-5/16	19/64	1/4	7/8	—	—	1/2	2-3/4	49558 ▲ <sup>16</sup>
2-9/16	11/64	1-3/32	3/4	—	—	1/2	2-3/4	49560 ▲ <sup>16</sup>

- A Standard 1/2" bearing #47706 (included).
- B Optional 3/8" bearing #47702 (order separately).
- ▲ Warning: Maximum RPM ▲<sup>16</sup> = 16,000



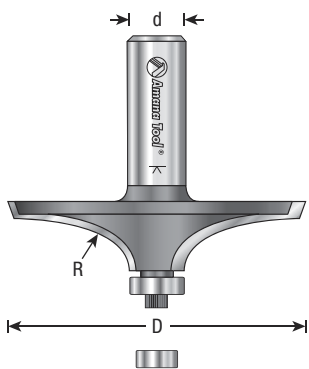
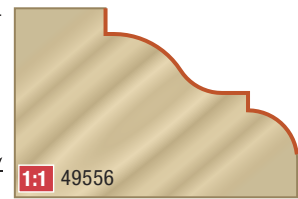
49540/49542  
Elliptical Edge

Cuts a narrow profile with an arc based on the ellipse rather than the circle. With the optional 3/8" bearing, it will produce a fillet at the cut's edge.



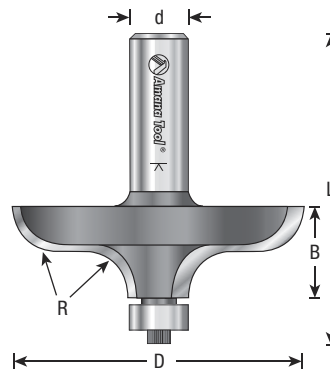
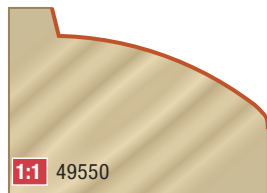
49556 Ogee-And-Bead

Cuts a shallow ogee into the tabletop surface coupled with a bead at the edge. Bit will produce a fillet if set to cut deep enough. With the optional 3/8" bearing, it will produce a fillet at the cut's edge. Good choice for handrails.



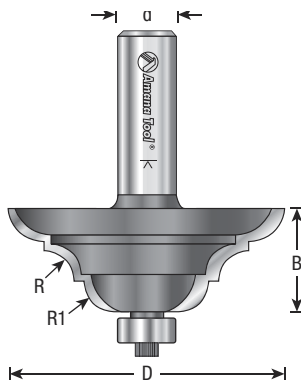

49550 Table Edge

Cuts a wide profile with an arc based on the ellipse rather than the circle. With the optional 3/8" bearing, it will produce a fillet at the cut's edge. Good choice for handrails.



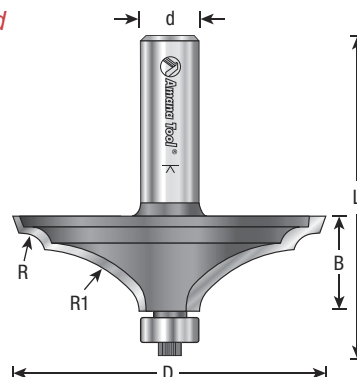
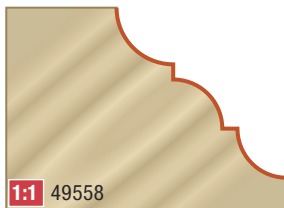
49554 Ogee

Cuts a shallow, elongated ogee. With the optional 3/8" bearing, it will produce a fillet at the cut's edge. Good choice for handrails.



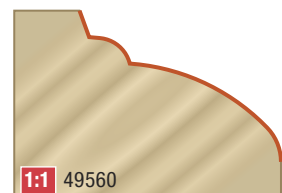
49558 Double-Cove And Bead

Cuts the thumbnail arc coupled with a bead around the tabletop surface. With the optional 3/8" bearing, it will produce a fillet at the cut's edge.



49560 Thumbnail And Bead

Cuts the thumbnail arc coupled with a bead around the tabletop surface. With the optional 3/8" bearing, it will produce a fillet at the cut's edge.



# TABLE EDGES

*Carbide Tipped • 2 Flute with Ball Bearing Guide*

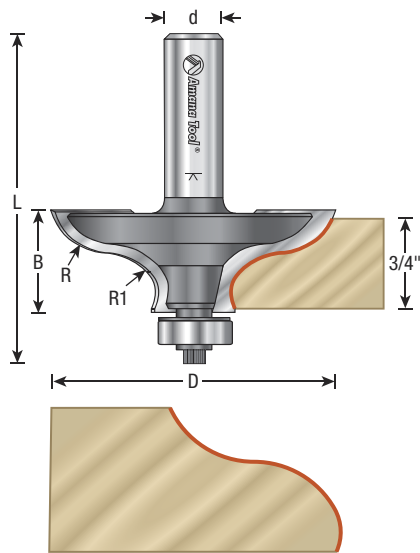
Profiles are designed for 3/4" thick tops.

This selection of table edge profiles offers a wide variety of designs from which to choose. All will shape away the hard edge, add detail, and reduce the visual thickness of the top.



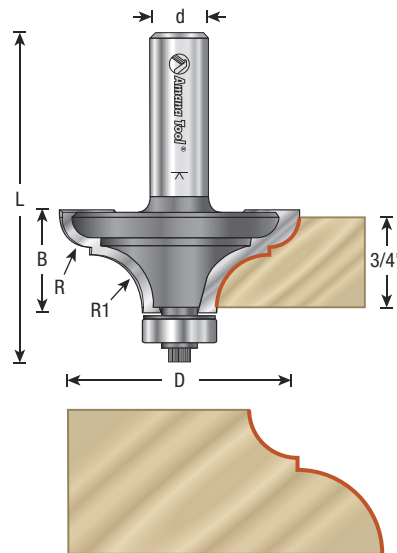
ØD	R	R1	B	Ød	L	Tool No.
2-21/64	1/2	1/4	55/64	1/2	2-3/4	<b>49555</b>
2-7/64	1/4	7/16	27/32	1/2	2-3/4	<b>49557</b>
1-57/64	3/8	5/16	7/8	1/2	2-3/4	<b>49559</b>
2	3/8	1/4	55/64	1/2	2-3/4	<b>49561</b>
2-3/8	1/16	—	27/32	1/2	2-25/32	<b>49563</b>

Replacement bearing #47718.



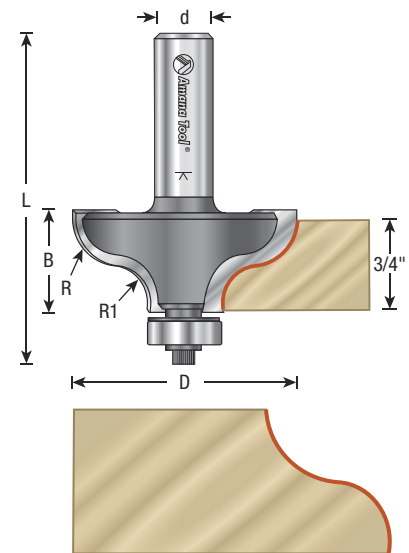
**49555 - Reverse Curve**

The broad curves of this ogee create a wide, elegant table edge. Notice that the curve continues under the top slightly to make a large tabletop appear thin.



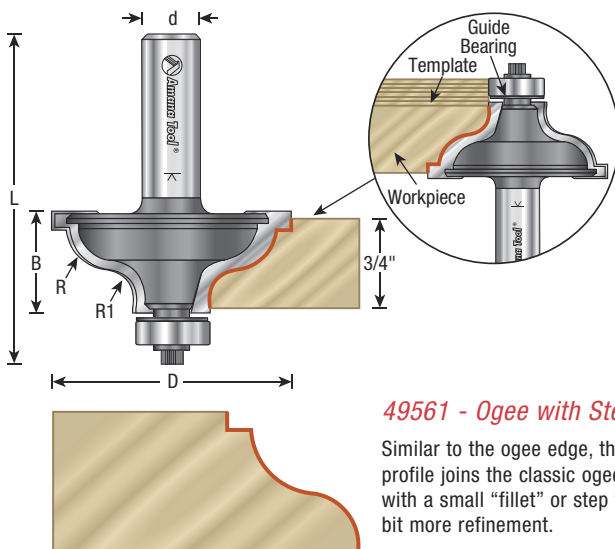
**49557 - Cove & Thumbnail**

Cuts a small cove combined with a larger thumbnail. Works well when combined with a molding under the top.



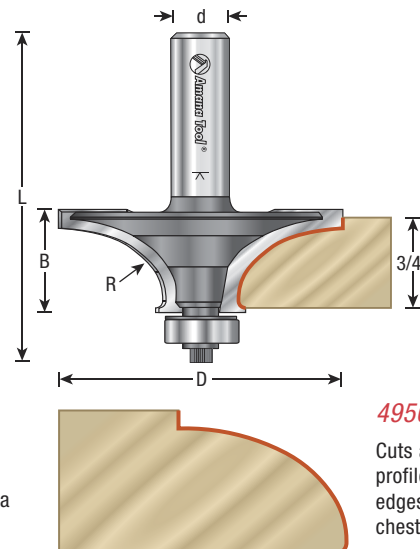
**49559 - Ogee**

This bit cuts the classic reverse curve so popular on period furniture designs.



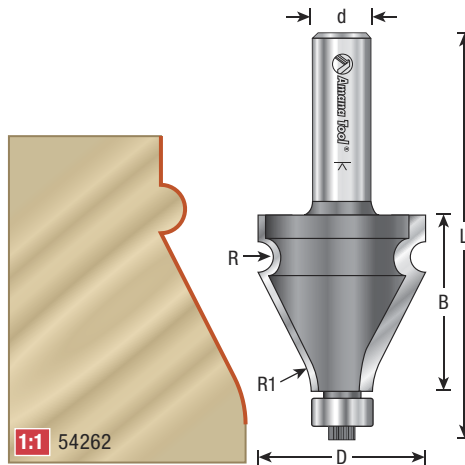
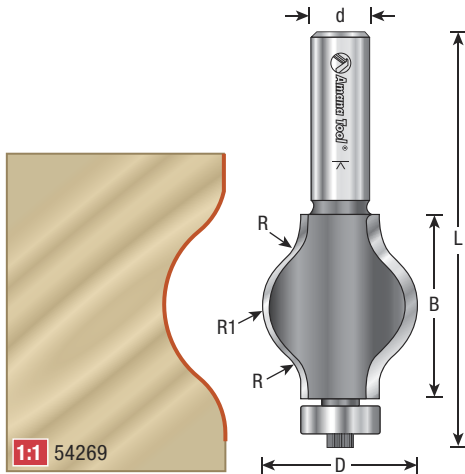
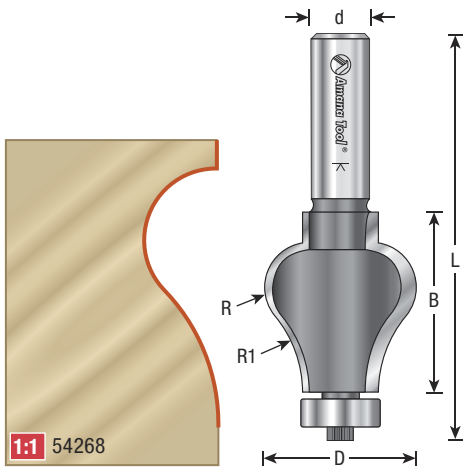
**49561 - Ogee with Step**

Similar to the ogee edge, this profile joins the classic ogee curve with a small "fillet" or step to add a bit more refinement.



**49563 - Thumbnail**

Cuts a classic thumbnail profile. It's just right for the edges of large tables and chest lids.



## HANDRAIL

*Carbide Tipped • 2 Flute with Ball Bearing Guide*

Shape the sides of a handrail to make it both attractive and easy to grip. Then ease the top edges with the table edge bits shown on pages 152-153. Use in a handheld or table-mounted router.



ØD	R	R1	B	Ød	L	Tool No.
1-3/8	1/8	19/32	1-1/2	1/2	3-3/8	<b>54262</b>
1-1/4	3/8	1	1-1/2	1/2	3-3/8	<b>54268</b>
1-1/4	3/8	1/2	1-1/2	1/2	3-3/8	<b>54269</b>


Replacement bearings #54262 use #47706.

Replacement bearings #'s 54268 & 54269 use #47716.



## HANDRAIL PATTERNS

*12 Different Patterns!*



(Wood profiles not shown at actual size.)

# MAKE CLEAN & BEAUTIFUL DOVETAIL JOINTS!

The dovetail joint is the strongest construction method for drawers, boxes, chests and fine casework. Amana Tool® designs the bits needed by many router dovetail jigs that require cutting half-blind and through dovetails. We carry the bits for name brand dovetail jigs, including Leigh®, Keller™, Omnijig® and Incra®.



Sliding Dovetail



Variable Spaced Dovetail



Half-Blind Dovetail



Through Dovetail

## DOVETAIL

*Carbide Tipped • 7° Angle*

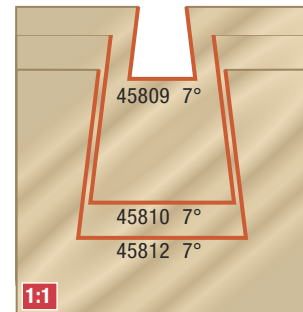

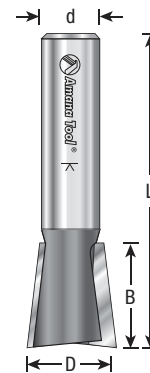
For the Keller™ Dovetail Templates and certain Incra® applications, 7° dovetail bits are required. (Bits for the Keller™ system are supplied with shank-mounted bearings.) This angle is also used in cutting stair stringers.



ØD	B	Ød	L	Application	Tool No.
9/32	1/2	1/4	2-13/32	Porter-Cable® Jig 4212	<b>45837 *</b>
11/32	3/8	1/4	2-1/8	Keller™	<b>45809 †</b>
1/2	25/32	1/2	3-1/8	Omnijig® Joinery System	<b>45831</b>
17/32	25/32	1/2	2-3/16	Porter-Cable® Jig 4210 & 4212	<b>45838</b>
5/8	7/8	1/2	2-5/8	Incra®	<b>45808</b>
3/4	7/8	1/2	2-5/8	Incra®	<b>45810</b>
7/8	7/8	1/2	2-1/2	Stair Tread	<b>45812</b>

† For Keller™ Dovetail jigs. Includes 5/8" dia. bearing. Replacement bearing #47712, snap ring #47752.

\* 6.24° Angle



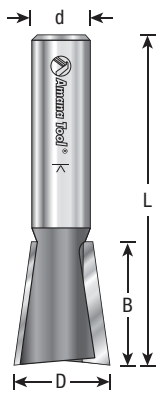
*Carbide Tipped • 7-1/2° Angle*

The 7-1/2° dovetail bit is used with both Omnijig® & the Incra® dovetail system.

ØD	B	Ød	L	Application	Tool No.
1/4	5/16	1/4	2-1/2	Incra®/Omnijig® #43639	<b>45820</b>







## DOVETAIL



### Carbide Tipped • 8° Angle

These 8° dovetail bits are designed especially for use with the Leigh® Dovetail Jig.




ØD	B	Ød	L	Application	Tool No.
0.260	0.270	1/4	2-11/64	Leigh® #50	<b>45824</b>
5/16	0.400	1/4	2-1/2	Leigh® #60	<b>45825</b>
3/8	0.532	1/4	2-3/8	Leigh® #70	<b>45826</b>
7/16	0.650	1/4	2-9/16	Leigh® #75	<b>45827</b>
1/2	0.825	1/4	2-3/4	Leigh® #80	<b>45828</b>
11/16	1.025	1/2	3	Leigh® #90	<b>45829</b>
0.80	1.275	1/2	3.222	Leigh® #100	<b>45830</b>
0.80	1.275	1/2	3.222	Leigh® #100	<b>45830-LH*</b>

\* Left hand rotation.




### Carbide Tipped • 9° Angle

The 9° dovetail bit is used for certain operations with the Incra® dovetail system.



ØD	B	Ød	L	Tool No.
5/16	3/8	1/4	2-1/2	<b>45822 *</b>
3/8	3/8	1/4	2	<b>45800</b>
3/8	3/8	1/2	2	<b>45802</b>

\* Solid carbide.




### Carbide Tipped • 10° Angle

The 10° dovetail bit is used with the Incra® and Leigh® dovetail systems.



ØD	B	Ød	L	Application	Tool No.
1/2	5/8	1/2	2-5/8	Incra®	<b>45805</b>



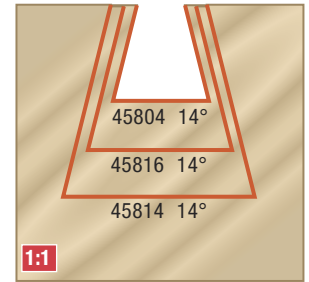
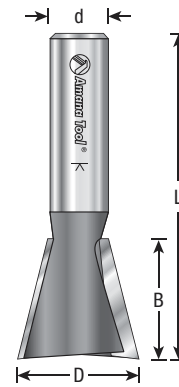
## DOVETAIL

### Carbide Tipped • 14° Angle

The 14° dovetail bit is used with common half-blind dovetail jigs, as well as with Omnijig®, Incra® and Leigh® jigs.



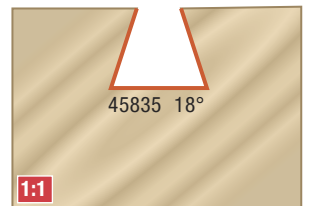
ØD	B	Ød	L	Application	Tool No.
1/2	1/2	1/4	1-3/4	—	<b>45804</b>
1/2	1/2	1/4	2	Incra®/Omnijig® 43705	<b>45832</b>
1/2	1/2	1/4	2-3/8	Leigh® #120	<b>45833</b>
1/2	.532	1/2	2-1/2	Incra®/Omnijig® 43750	<b>45806</b>
3/4	3/4	1/2	3	Omnijig® 43774	<b>45816</b>
7/8	7/8	1/2	2-5/8	—	<b>45818</b>
1	1	1/2	2-3/4	—	<b>45814</b>



### Carbide Tipped • 18° Angle

The 18° dovetail bit is used with the Leigh® jig.

ØD	B	Ød	L	Application	Tool No.
1/2	.415	1/4	2-1/4	Leigh® #128	<b>45835</b>



## 14° BUTTERFLY SPLINE


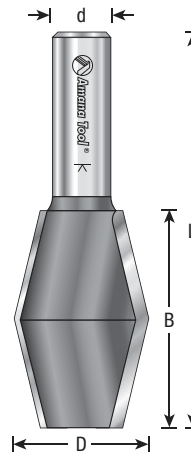
### Carbide Tipped • 2 Flute

Cut butterfly keys, splines and inlays with this bit, which complements the Amana Tool® 14° dovetail bits.



ØD	B	Ød	L	Tool No.
1-1/8	1-3/4	1/2	3-1/4	<b>45860</b>

Use with Amana Tool® 14° dovetail bits #'s 45804, 45806, 45814, 45816 or 45818.



## 14° DOVETAIL

### Carbide Tipped • 2 Flute with Upper Ball Bearings

This dovetail bit has a shank-mounted ball bearing guide for routing dovetail slots following a template and pattern routing. The template must be mounted between the work-piece and the router. With a handheld router, the template must be on top of the work-piece. With a table-mounted router, the template must be underneath the workpiece.




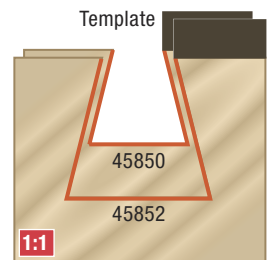
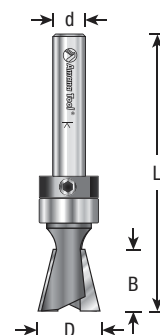
ØD	B	Ød	L	Type	Tool No.
1/2	1/2	1/4	2-1/4	Dovetail	<b>45850 *</b>
3/4	3/4	1/2	3	Dovetail	<b>45852 † **</b>

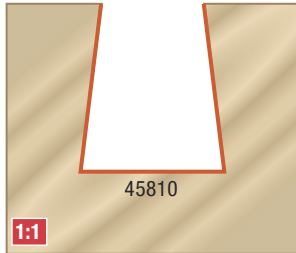
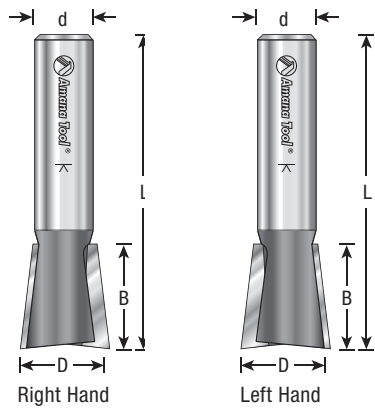
† For pattern cutting or jigs.

Replacement parts:

\* Bearing #47701; Collar #47724.

\*\* Bearing #47721; Collar #47739.






## 7° STAIRTREAD

Carbide Tipped • 2 Flute

Cut stair stringers for the treads using this bit.  
Available in right hand and left hand rotation versions.



ØD	Rotation	B	Ød	L	Tool No.
3/4	Right Hand	7/8	1/2	2-5/8	<b>45810</b>
7/8	Right Hand	7/8	1/2	2-1/2	<b>45812</b>
7/8	Left Hand	7/8	1/2	2-1/2	<b>45812-LH</b>
1	Right Hand	7/8	1/2	2-1/2	<b>45813</b>
1	Left Hand	7/8	1/2	2-1/2	<b>45813-LH</b>



## DOVETAIL FOR BROOKMAN MACHINES

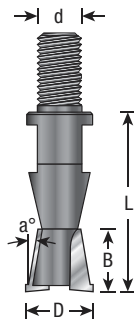

Carbide Tipped • 2 Flute

The following bit is specifically designed for use in Brookman machines:



ØD	a°	B	Ød	L	Tool No.
9/16	10°	1/2	3/8 BSF*	1-1/2	<b>45839</b>

\* BSF = British Standard Fine




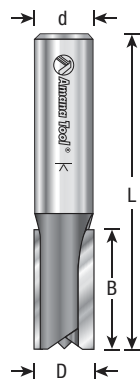
## LEIGH® JIG STRAIGHT BITS

Carbide Tipped • 2 Flute

Leigh® dovetail jigs use 8° dovetail bits for through dovetail tails. These are three straight bits used in the jig to cut depths relative to the pin board or draw front for that look of a hand-cut sophistication.



ØD	B	Ød	L	Application	Tool No.
5/16	1.03	1/4	2-13/16	Leigh® #140	<b>45270</b>
7/16	1-1/4	1/2	3	Leigh® #150	<b>45416</b>
1/2	1-1/4	1/2	3-9/64	Leigh® #160	<b>45494</b>



# KELLER™ DOVETAIL SYSTEM

*Carbide Tipped • 2 Flute*

The popular Keller™ Templates require the use of straight and dovetail bits with shank-mounted pilot bearings.

The following bits are specifically designed for use in the Keller™ system:



## Straight Cutter with Upper Ball Bearing

ØD	B	Ød	L	Keller™ No.	Tool No.
.615	1/2	1/4	2-1/4	1641	45469 ▲ <sup>18</sup>
.615	3/4	1/4	2-5/8	1643/2443	45470 ▲ <sup>16</sup>
.615	1/2	1/4	2-1/4	1641	45476
.615	3/4	1/4	2-1/2	1643/2443	45478
9/16	3/4	1/4	2-1/4	3032	45479

## 7° Dovetail Bit System with Upper Ball Bearing

ØD	B	Ød	L	Keller™ No.	Tool No.
11/32	3/8	1/4	2-1/4	1631/1531	45880
7/16	3/4	1/4	2-5/8	1633/1533	45882
5/8	1	3/8	2-5/8	2435	45884

## 7° Keller™ Set 1601 Pro Series & 1500 Journeyman Standard Bit Set with Upper Ball Bearing

ØD	B	Ød	L	Bearing	Type	Keller™ No.	Tool No.
7/16	3/4	1/4	2-5/8	47712	Dovetail	1633	45882
5/8	3/4	1/4	2-5/8	47712	Straight	1643/1543	45470 ▲ <sup>16</sup>

## 7° Dovetail – Small Bit Set with Upper Ball Bearing

ØD	B	Ød	L	Bearing	Type	Keller™ No.	Tool No.
11/32	3/8	1/4	2-1/4	47712	Dovetail	1631	45880
.615	1/2	1/4	2-1/4	47712	Straight	1641/1541	45469

## 7° Dovetail – Model 2401 Pro Series & 2200 Journeyman with Upper Ball Bearing

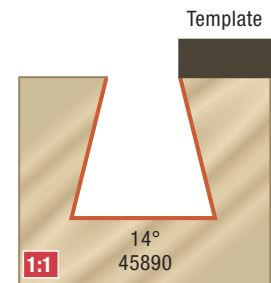
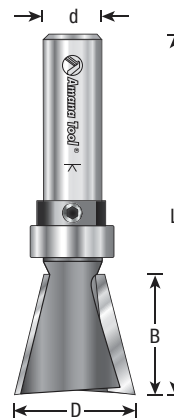
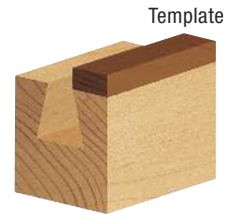
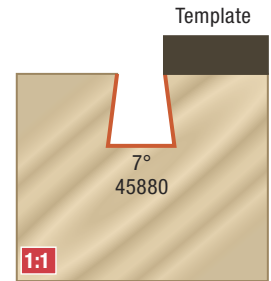


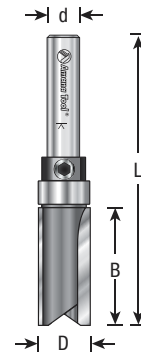
ØD	B	Ød	L	Bearing	Type	Keller™ No.	Tool No.
5/8	1	3/8	2-5/8	47741	Dovetail	2435	45884

## 14° Dovetail – Model 3600 – Standard Bit Set with Upper Ball Bearing

ØD	B	Ød	L	Bearing	Type	Keller™ No.	Tool No.
1	1	1/2	2-3/4	47738	Dovetail	3637	45890
5/8	3/4	1/4	2-5/8	47712	Straight	1643/2443/3643	45470 ▲ <sup>16</sup>

Replacement bearing for #'s 45469, 45470, 45474, 45880 and 45882 is #47712.  
Replacement bearing for #45884 is #47741.

▲ **Warning:** Maximum RPM ▲<sup>16</sup> = 16,000; ▲<sup>18</sup> = 18,000

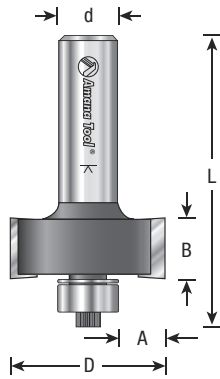
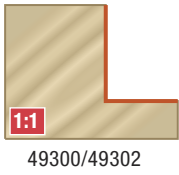




# RABBET

*Carbide Tipped • 2 Flute with Ball Bearing Guide*

This is the basic rabbeting bit. It cuts 3/8" wide and up to 1/2" deep. Switch to one of four optional ball-bearing guides to alter the width of cut. Use in a handheld or table-mounted router.



ØD	A	B	Ød	L	Tool No.
5/16	1/16	1/2	1/4	2	MR0101 *
7/16	1/8	1/2	1/4	1-7/8	MR0100 *
1-1/4	3/8	1/2	1/4	2	49300
1-1/8	3/8	1/2	1/4	1-7/8	RC-49300
1-1/4	3/8	1/2	1/2	2-3/8	49302

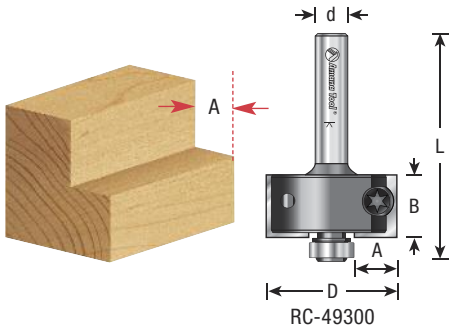
Replacement knife #RCK-264 (2).

Replacement bearing for #RC-49300 use #47702.

\* Miniature with 3/16" ball bearing guide #47775.



RC-49300



A	Replacement Bearings:
Standard	3/8 Rabbet — 47706
OR	7/16 Rabbet — 47702
OR	5/16 Rabbet — 47718
OR	1/4 Rabbet — 47720

# MULTI-RABBET SET

*Carbide Tipped • 2 Flute with Ball Bearing Guide*


The Multi-Rabbet bit steps in 1/16" increments from a 1/8" cut width to 1/2"; simply by switching ball-bearing guides. Six different bearings are provided. Depth of cut capacity of 1/2". Use in a handheld or table-mounted router.



*Six Different Rabbet Depths!*

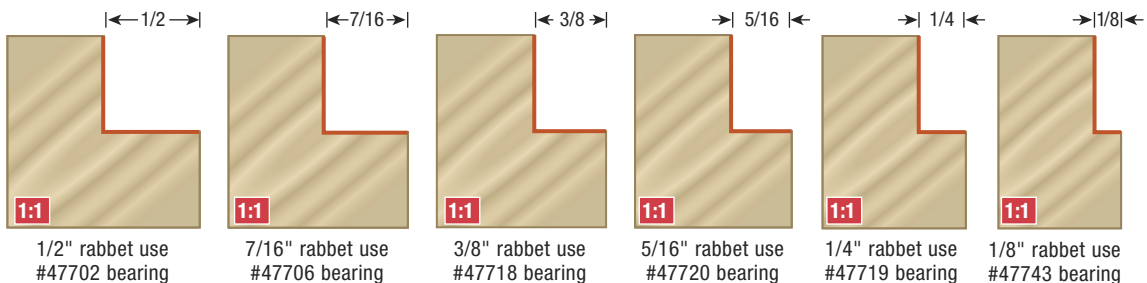
ØD	A	B	Ød	L	Tool No.
1-3/8	1/8, 1/4, 5/16, 3/8, 7/16, 1/2	1/2	1/4	2	49340
1-3/8	1/8, 1/4, 5/16, 3/8, 7/16, 1/2	1/2	1/2	2-3/8	49350

A	Replacement Bearings:
1/2 Rabbet	47702
7/16 Rabbet	47706
3/8 Rabbet	47718
5/16 Rabbet	47720
1/4 Rabbet	47719
1/8 Rabbet	47743



Set #6000

**Set #6000:** Complete replacement kit includes 6 bearings, hex key, washer & screw. Screw #67094. Washer #67202.



1/2" rabbet use #47702 bearing

7/16" rabbet use #47706 bearing

3/8" rabbet use #47718 bearing

5/16" rabbet use #47720 bearing

1/4" rabbet use #47719 bearing


1/8" rabbet use #47743 bearing

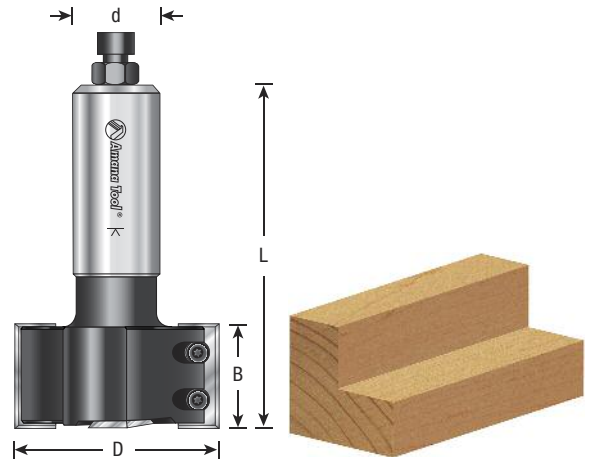
# CNC STRAIGHT RABBETING

*Insert Carbide with Scorer 2+2 Design*

Insert rabbeting router bit complete with two cutting flutes and scorer. Suitable for trimming and rabbeting in softwood, hardwood and man-made boards. Scorer will give an improved finish at the bottom of the cut. For use on routers and machining centers with CNC control.

ØD	B	Repl. Knife	Repl. Knife	Max RPM	Ød	L	Tool No.
40mm(1-1/2)	30mm(1-3/16)	RCK-30	RCK-70	18,000	3/4	100mm(4)	RC-2380
60mm(2-3/8)	30mm(1-3/16)	RCK-30	RCK-70	18,000	3/4	100mm(4)	RC-2382
60mm(2-3/8)	50mm(2)	RCK-50	RCK-70	18,000	3/4	120mm(4-3/4)	RC-2383

 CNC feed and speed available online



# SPECIAL RABBET


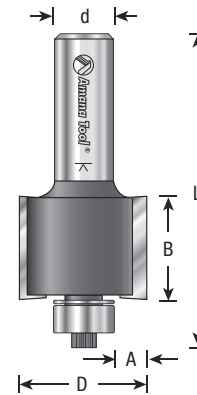
*Carbide Tipped • 2 Flute with Ball Bearing Guide*

Designed for the "smart clip" backslash system.

Depth of rabbet 9/32"

ØD	A	B	Ød	L	Tool No.
1-1/16	9/32	7/8	1/2	2-5/8	49310

Replacement bearing #47706.



# SUPERABBET™

*Carbide Tipped • 2 Flute with Ball Bearing Guide*

This ingenious tool features both interchangeable cutting edges and an interchangeable guide collar, enabling you to cut a wide range of rabbets. Changing the collars on the twin ball-bearing guide steps the cut width in 1/16" increments from flush through 3/4" with five extra "plywood" sizes.

Between the standard and optional collars, there are 18 different rabbet sizes available. The deep guide collar design adds stability to the tool for hand-held router operations. The basic 2"-diameter bit includes a hex key, instructions, and all necessary parts for 5/8" and 3/4" width rabbets.

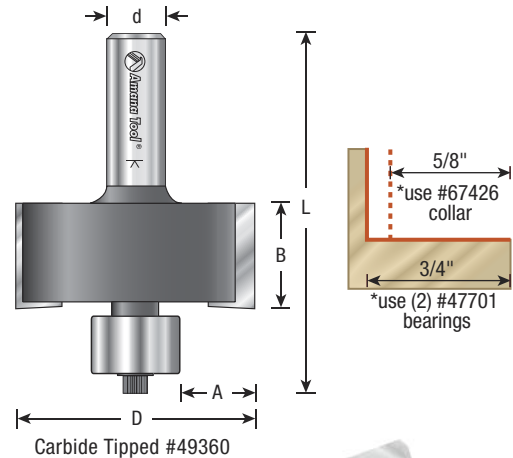


ØD	A	B	Ød	L	Tool No.
2	5/8 & 3/4	7/8	1/2	3	49360 ♦

▲ **Warning:** Maximum RPM=22,000

Replacement screw for bearing #67094. Replacement washer for bearing #67202. Replacement spacer bearing #67206.

♦ Use in a table-mounted router. **Not for use in a handheld router!**



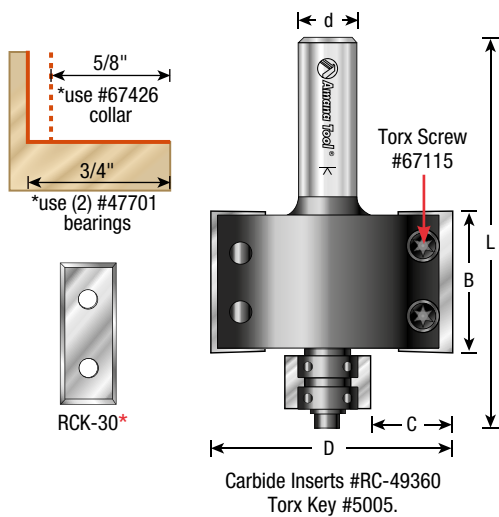
Carbide Tipped #49360



Recommended by:



18 Different Depths With 1 Tool!  
See Optional Collars on pg 163.



## INSERT SUPERABBET™

### Insert Carbide • 2 Flute with Ball Bearing Guide

This ingenious tool features both interchangeable cutting edges and an interchangeable guide collar, enabling you to cut a wide range of rabbets. Changing the collars on the twin ball-bearing guide steps the cut width in 1/16" increments from flush through 3/4" with five extra "plywood" sizes.

Between the standard and optional collars, there are 18 different rabbet sizes available. The deep guide collar design adds stability to the tool for hand-held router operations. The basic 2"-diameter bit includes a hex key, instructions, and all necessary parts for 5/8" and 3/4" width rabbets. Featuring double-edged solid carbide insert knives which enables the bit to cut 30mm high. Inserts can be rotated or replaced without removing the bit from the router.



ØD	C	B	Ød	L	Repl. Knives	Tool No.
2	5/8 & 3/4	30mm	1/2	3-3/8	RCK-30*	RC-49360

**▲ Warning:** Maximum RPM=17,000

\* Standard general purpose replacement knives = #RCK-30; Knives also available for MDF and solid surface materials – see replacement carbide section on pages 240–245.

**#6002:** Complete replacement kit for #49360 and #RC-49360. Includes the following: hex key, spacers, screw, washer, #67426 (5/8" rabbet) collar and 2 ball bearings.

Recommended by:



18 Different Depths With 1 Tool!  
See Optional Collars on Next Page.



## INSERT SUPERABBET, JR™

### Insert Carbide • 2 Flute with Ball Bearing Guide

A scaled-down version of the Superabbet™, this tool features four-sided replaceable carbide knives and a reduced cut depth capacity. It uses the same twin ball-bearing guide collar assortment to produce the same extensive range of precise rabbet widths. The standard tool is supplied with a collar for 1/2" rabbet width. Optional collars are available individually and in five-piece and 17-piece kits.



ØD	C	B	Ød	L	Tool No.
1-1/8	Flush to 5/16"†	12mm(.472)	1/4	2-1/4	RC-49357 <b>New</b>
1-1/2	Flush to 1/2"†	12mm(.472)	1/2	2-19/32	RC-49355

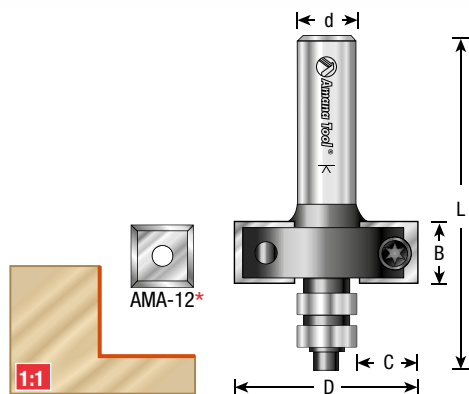
**▲ Warning:** Maximum RPM=22,000

† Using optional collars on next page. Standard depth=1/2"


Torx® key #5005. Torx® screw #67115.

\* Standard general purpose replacement knives = #AMA-12; Knives also available for MDF & solid surface materials – see replacement carbide section on pages 240–245.

13 Different Depths With 1 Tool!  
See Optional Collars on Next Page.



# ACCESSORIES FOR INSERT SUPERABBET™ & INSERT SUPERABBET, JR™



Collars and Kits



## Individual Collars

Collar Diameter	Rabbet Depth (A)			Order No.
	49360/RC-49360	RC-49355	RC-49357	
2	Flush	—	—	67398
1-7/8	1/16	—	—	67400
1-3/4	1/8	—	—	67402
1-5/8	3/16	—	—	67404
1-17/32	15/64(6mm)	—	—	67406
1-1/2	1/4	Flush	—	67408
1-3/8	5/16	1/16	—	67410
1-9/32	23/64(9mm)	7/64	—	67412
1-1/4	3/8	1/8	—	67414
1-1/8	7/16	3/16	Flush	67416
1-1/16	15/32(12mm)	7/32	1/32	67418
1	1/2	1/4	1/16	67420
7/8	9/16	5/16	1/8	67422
13/16	19/32(15mm)	11/32	7/32	67424
3/4	5/8	3/8	3/16	67426
3/4	5/8	3/8	3/16	67427
5/8	11/16	7/16	1/4	67428
9/16	23/32(18mm)	15/32	9/32	67430



flush rabbet 1/16" rabbet 7/64" rabbet



1/8" rabbet 3/16" rabbet 7/32" rabbet



15/64"(6mm) rabbet 1/4" rabbet 5/16" rabbet

## Collar Kits:

### Insert Superabbet™

**#67500:** 6-piece collar kit includes: #67398, #67400, #67402, #67408, #67414, #67420.

**#67600:** 5-piece collar kit includes: #67404, #67410, #67416, #67422, #67428.

**#67800:** 21-piece collar kit includes: two #47701 bearings, #67206 spacer, #5000 allen key, #67094 allen screw and 16 individual collars: #67398, #67400, #67402, #67404, #67406, #67408, #67410, #67412, #67414, #67416, #67418, #67420, #67422, #67424, #67428, #67430.

**NOTE:** 5/8" and 3/4" depth is standard with #49360 & #RC-49360.

### Insert Superabbet, Jr™

**#67350:** 5-piece collar kit includes: #67408, #67410, #67414, #67420, #67426.

**#67355:** 17-piece collar kit includes: two #47701 bearings, #67206 spacer, #5000 allen key, #67094 allen screw and 12 individual collars: #67408, #67410, #67412, #67414, #67416, #67418, #67420, #67422, #67424, #67426, #67428, #67430.



11/32" rabbet 23/64"(9mm) rabbet 3/8" rabbet



7/16" rabbet 15/32"(12mm) rabbet 1/2" rabbet



9/16" rabbet 19/32"(15mm) rabbet 5/8" rabbet




11/16" rabbet 23/32"(18mm) rabbet





# E-Z DIAL™ SLOT CUTTER SHIM-FREE & ADJUSTABLE



## E-Z DIAL™ SLOT CUTTERS

*Carbide Tipped*

Finally, a slot cutter without shims, spacers and the need to disassemble the bit. Just turn the dial and lock the setting, it's that easy. The E-Z Dial™ adjusts in just seconds and is accurate to .004". Cutting precise grooves has never been easier.

- Quick & Easy Setup – Nothing to take apart, just dial it, lock it, cut it.
- Simply adjust the dial in 0.004" increments.
- Easily makes perfect grooves for today's undersized plywood.
- Perfect for edge ("T") molding installation.

Available in two sizes:

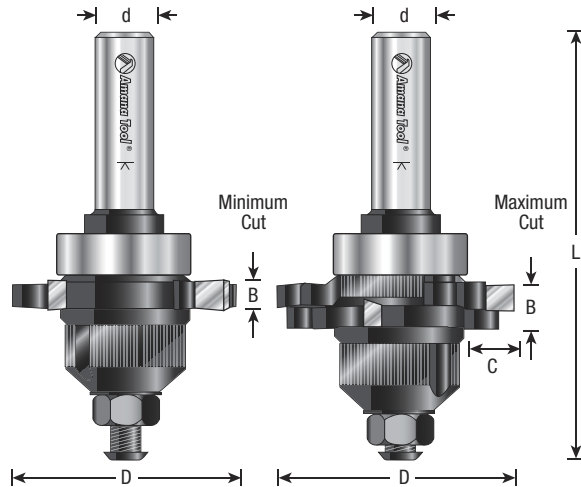
- #55500 for 1/8" to 1/4" wide slots, 1/2" deep
- #55510 for 1/4" to 1/2" wide slots, 1/2" deep



ØD	B	C	Ød	L	Tool No.
2-1/8	1/8 to 1/4	1/2	1/2	3-3/4	<b>55500</b>
2-1/8	1/4 to 1/2	1/2	1/2	3-3/4	<b>55510</b>

Replacement parts: Bearing #47738; Screw #67110.

Each E-Z Dial™ Slot Cutter includes  
*Full Color Instruction Manual*



# SLOTING CUTTER ASSEMBLIES

*Carbide Tipped*

Groove edges for T-moldings, splines or biscuits, and other purposes. Rout tongue-and-groove joinery. Slotting cutters are available with either 2-wing or 3-wing cutters. Each assembly includes a cutter, bearing for a 1/2" deep cut, and either a 1/4", 3/8", or 1/2"-shank arbor. Use in a handheld or table-mounted router.



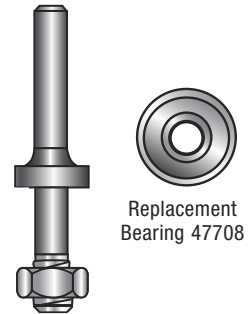
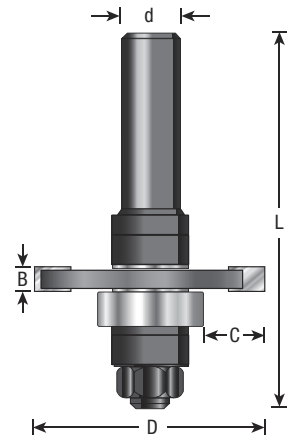
## General Specs:

ØD	B	C	Ød	L
1-7/8	Kerf (from 1/6 to 1/4)	**1/2	1/4 or 1/2	2-3/8
	1/4" Shank	1/4" Shank	1/2" Shank	1/2" Shank
	2-Wing	3-Wing	2-Wing	3-Wing
	Tool No.	Tool No.	Tool No.	Tool No.
1/16	53300	53400	53300-1	53400-1
5/64	53302	53402	53302-1	53402-1
3/32	53304	53404	53304-1	53404-1
1/8	53306	53406	53306-1	53406-1
5/32*	53307	53407	53307-1	53407-1
3/16	53308	53408	53308-1	53408-1
7/32	53309	53409	53309-1	53409-1
1/4	53310	53410	53310-1	53410-1

**Note:** All above assemblies include cutter, arbor and ball bearing.  
Also available with 3/8" shank by adding '-2' to part #. (example: #53400-2).

\* 5/32" size also used for 'biscuit-joint' cutting.  
\*\* See page 166 for 'Vari-Depth™' bearings (1/4" and 3/8" depth).

Replacement Arbor	Tool No.
1/4" Shank	47600
3/8" Shank	47602
1/2" Shank	47604



# 2 & 3 WING SLOTING CUTTERS

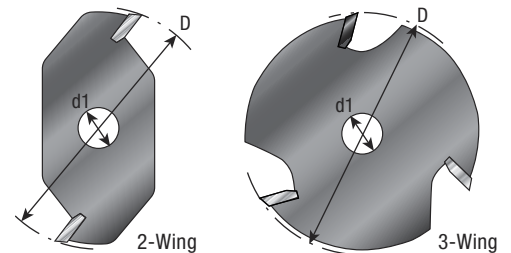
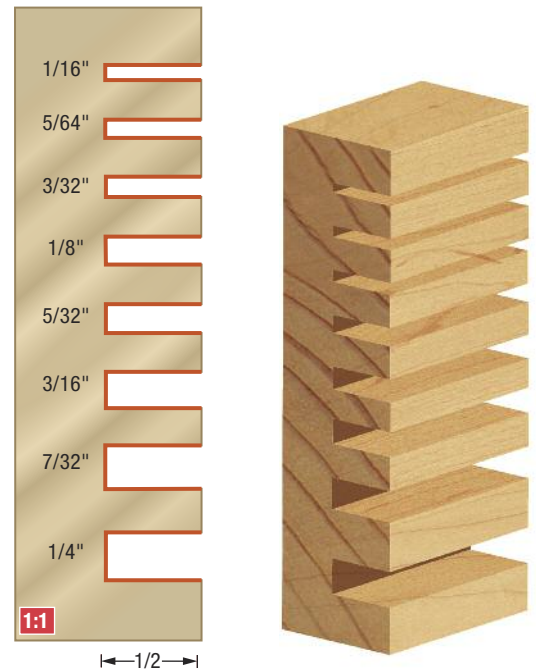
*Carbide Tipped*

Two- and three-wing slotting cutters are available individually. Use a two-wing cutter for faster feed rates, three-wing cutters for better cut finish.



ØD	B Kerf	Ød1 Bore	2 Wing Tool No.	3 Wing Tool No.
1-7/8	1/16	5/16	53100	53200
1-7/8	5/64	5/16	53102	53202
1-7/8	3/32	5/16	53104	53204
1-7/8	1/8	5/16	53106	53206
1-7/8	5/32	5/16	53107	53207 *
1-7/8	3/16	5/16	53108	53208
1-7/8	7/32	5/16	53109	53209
1-7/8	1/4	5/16	53110	53210

\* 5/32" size also used for 'biscuit-joint' cutting. See above for complete assemblies including arbor and ball bearing guide. Arbor sold separately.



# QUADRASET™ ADJUSTABLE SLOTTING ASSEMBLY

*Carbide Tipped • 2-Wing with Ball Bearing Guide*



The Quadraset™ is an adjustable slotting assembly that includes 1/8," 5/32," 3/16," and 1/4" two-wing cutters, a 1/2" shank arbor with a pilot bearing, and a handful of spacers, washers and shims.

Conceptually it is like a table-saw dado stack set. You can use the cutters individually on the arbor, or you can combine two, three or all of the cutters on the arbor. Thus you can cut slots that range in widths from 1/8" up to 23/32" in 1/32" increments.

For different depth of cut, see the Vari-Depth™ bearings on bottom of this page.



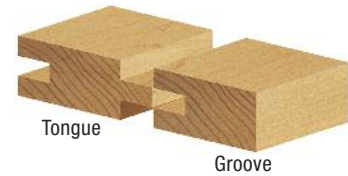

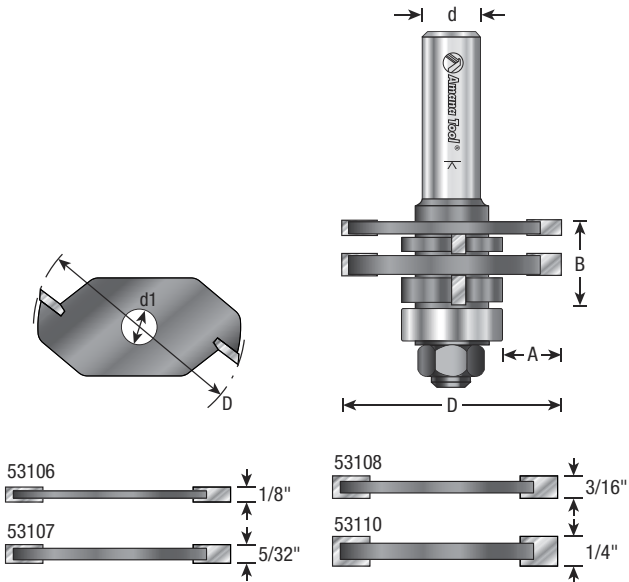
ØD	A	B-Kerf	Ød1	Ød	L	Tool No.
1-7/8	1/2	1/8 to 23/32*	5/16	1/2	3	<b>53600</b> ♦
						<b>53107</b>

Extra 5/32 two-wing cutter only.


Replacement parts: Bearing #47708; Arbor #47612.

\* A full 3/4" cut can be achieved using one additional #53107 cutter (available separately).

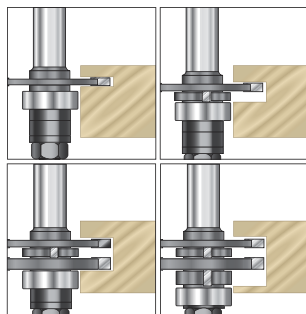

♦ Use in a table-mounted router. **Not for use in a handheld router!**



Combined Cutters  
7/32" to 23/32"  
(Increments of 1/32")



Individual Cutters  
1/4", 3/16", 5/32", 1/8"



Create grooves 1/8" to 23/32" by using up to four cutters (included).



## Construct a Wainscot Door with Amana's Industrial Tooling

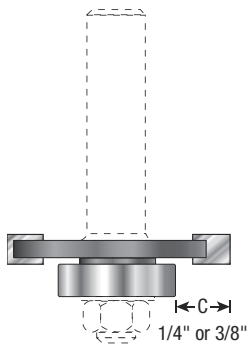
Wainscot doors can be a beautiful addition to an informal, country style kitchen; their beaded panels are reminiscent of times long past. Constructing wainscot doors is easy with Amana Tool® router bits. You'll need just two bits: the Quadraset™ #53600 and the corner bead bit #54163. For information on how to Construct a Wainscot door, please see page 204.

## SLOT CUTTER 'VARI-DEPTH'™ BEARINGS

*Carbide Tipped*

All standard Amana Tool® slotting assemblies (including the Quadraset™, Duo-Set™, and box joint) make a 1/2" deep cut. Reduce the cut depth to either 1/4" or 3/8" with Vari-Depth™ precision ball bearings fitted with non-marring Delrin® sleeves.

'C' Depth of Cut	I.D.	O.D.	Tool No.
1/4	5/16	1-3/8	<b>47727</b>
3/8	5/16	1-1/8	<b>47728</b>
Two piece set (#47727 & #47728)			<b>47729</b>



## 'BOX JOINT' SET

*Carbide Tipped • 3-Wing with Ball Bearing Guide*

Cut strong, attractive box joints for small boxes, shallow drawers and trays. By taking three passes, it can be used with stock up to 1/2" thick and 4" wide. The bit has five uniformly spaced 3-wing slotting cutters and a ball-bearing guide on a 1/2" shank arbor. Use in a table-mounted router for best results.

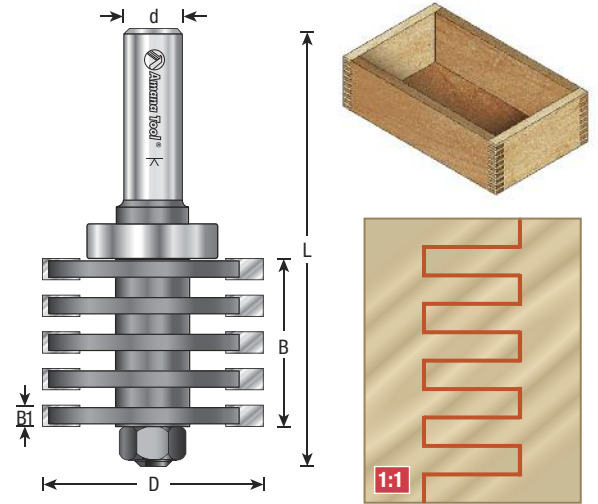


ØD	B	B1	Ød	L	Tool No.
1-7/8	1-3/8	5/32	1/2	3-3/4	53610 ▲13

▲ Warning: Maximum RPM ▲13=13,000

### Replacement Parts:

Description	Order #
5/32" 3-Wing Cutters (5 required)	53207
1/2" Shank Arbor with Nut	47620
Steel Ball Bearing Guide (1/2" depth of cut)	47708
5.5mm Spacers (4 required)	55369
1mm Spacers (2 required)	55402
0.5mm Shim (1 required)	55404



## FINGER JOINT ASSEMBLY

*Carbide Tipped • 2-Wing with Ball Bearing Guide*



For joining wood end-to-end as well as edge-to-edge. Rout one work-piece face up, the other face down. When the bit height is correct, the two pieces should slide together with their faces perfectly flush. The assembly includes five 2-wing finger cutters, one 2-wing straight cutter, a ball bearing guide, a 1/2" shank arbor, shims, spacers, and washers. The number of finger cutters used varies with the stock thickness; it can handle stock between 7/16" and 1-3/8" thick. For best results run at full speed in a 1-1/2 horsepower table-mounted router. Includes full-color instructions.



ØD	B	Ød	L	Tool No.
1-9/16	1-3/8	1/2	3-3/4	55392

### Replacement Parts:

Description	Order #
Finger Cutter (5 required)	55394
Straight Cutter (1 required)	55396
Ball Bearing (5/16" x 28mm)	47736
1/2" Shank Arbor with Nut	47620
3.4mm Spacer (7 required)	55367
6.0mm Spacer (1 required)	55368
0.1mm Shim (10 required)	55357
0.5mm Shim (1 required)	55404
1.0mm Washer (2 required)	55402



## FINGER JOINT

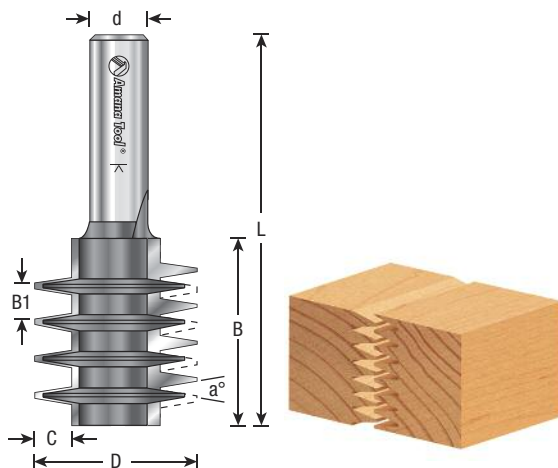
*Carbide Tipped*

Cut interlocking fingers for strong end-to-end or edge-to-edge glueups with this simple bit. Setup is fast. Center the cut profile on the stock, then cut, alternating the orientation of the show face – up when cutting one work-piece, down when cutting its mate. Use in all CNC and table-mounted routers.

For best results use in a router table.



ØD	B	B1	a°	C	Ød	L	Tool No.
1-3/8	1-9/16	21/64	14°	5/16	1/2	3	45796





# CNC ADJUSTABLE GROOVING


## Insert Carbide

Hard wearing steel body complete with tungsten carbide knives and scorer for improved finish. Suitable for producing various thickness grooves and slots in softwood, hardwood and man-made boards (with or without coating). Cutting width can be adjusted in 0.1mm steps by using supplied spacer rings. Replaceable inserts ensure a constant cutting diameter and finish quality. For use on routers and machining centers with CNC control.



ØD	B	C	Ød	L	Tool No.
4-3/4(120mm)	5/32 - 5/8(4-15.5mm)	1-5/16	3/4	5-1/2(139mm)	RC-2340 ▲12

▲ Warning: Maximum RPM ▲ 12=12,000



### Replacement Parts

- Blades #AMA-17(2), RCK-71(4), RCK-18(2)
- Wedge #WB-12
- Hex screw #67113
- Washer set #67208
- Blade nut #67056, 67172
- Arbor #47619
- Washer #67210
- Cover #67212
- Arbor screw #67060
- Hex key #5007
- Torx key #5090



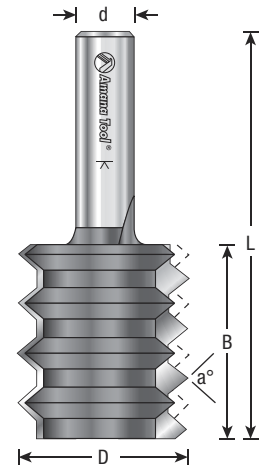
# RAISED PANEL 'V' JOINT

*Carbide Tipped*

The principal benefit of this glue-joint bit is that the glue seam is far less evident on the bevels of raised panels. Equally important, setup is fast. Cut one half of each joint with the bit at any height. Simply raise or lower the bit 3/32" before cutting the mates. As with all glue-joint bits, the cutter profile expands the edge-to-edge glue surface, but more importantly, produces the precise surface alignment that's essential for fast glueups. For best results use in a router table.



ØD	B	a°	Ød	L	Tool No.
1-3/8	1-37/64	80°	1/2	3-1/16	<b>45790</b>



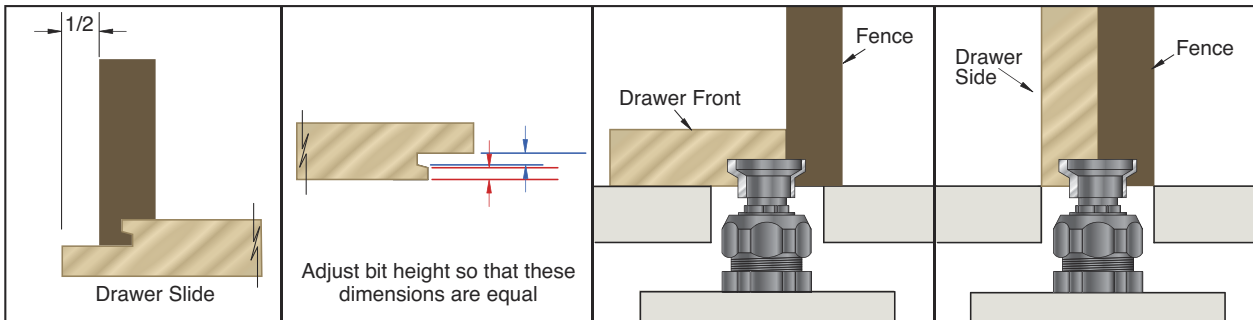
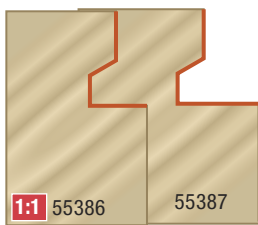
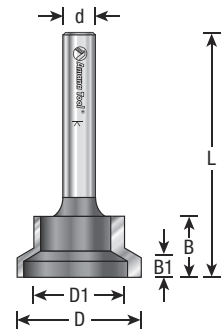
# DRAWER LOCK

*Carbide Tipped • 2 Flute*

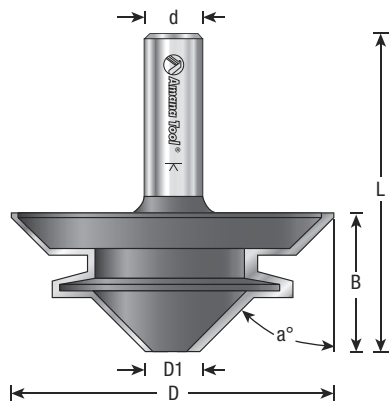
With this one bit, cut a lock joint that's ideal for quick construction of strong drawer boxes. Use in a table-mounted router only. The same bit setting is used for both halves of the joint; adjust the fence position slightly to switch between sides and fronts/back. The drawer front (or back) is laid flat on the tabletop and fed across the cutter. The side is braced vertically against the fence and fed across the cutter. You can use stock of any thickness and any composition and produce flush or lipped drawers. For best results use in a table-mounted router.



ØD	ØD1	B	B1	Ød	L	Tool No.
3/4	1/2	1/2	5/32	1/4	1-5/16	<b>55386</b>
1	23/32	1/2	5/32	1/2	1-5/16	<b>55387</b>



Bit height is identical for both cuts. Fence position must be adjusted.



## 45° LOCK MITER

Carbide Tipped • 2 Flute

The lock miter is an interlocking edge-to-edge joint, typically used at the corners of casework. Used in a table-mounted router, run at reduced speed, this bit cuts both halves of the joint. The same setup of bit and fence cuts both parts. One part is laid flat on the tabletop and fed across the cutter. The second is braced vertically against the fence and fed across the cutter. For best results use in a table-mounted router.

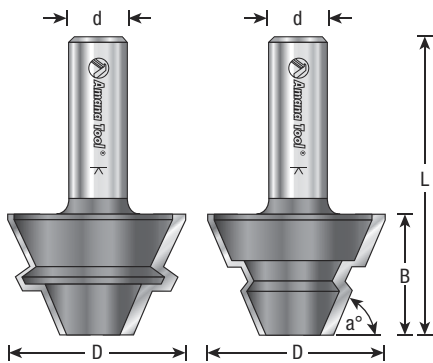


ØD	D1	B	a°	Ød	L	Material Size	Tool No.
1-1/2	12.1mm	1/2	45°	1/4	1-5/8	5/16-7/16	55393
1-5/8	13.2mm	5/8	45°	1/4	1-3/4	3/8-1/2	55391
1-3/4	6.4mm	7/8	45°	1/2	2-1/8	3/8-3/4	55389
2-11/16	9.2mm	1-3/16	45°	1/2	2-5/8	1/2-1-1/8	55390 ▲ <sup>18</sup>

▲ Warning: Maximum RPM ▲<sup>18</sup> = 18,000



Each 45° Lock Miter Cutter includes  
**Full Color Instruction Manual**



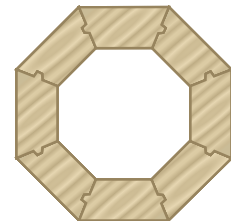

## 22.5° LOCK MITER SET

Carbide Tipped • 2 Flute

Intended primarily for corner cabinetry, this two-bit set produces a 45° assembly. One bit bevels & grooves the work-piece, the second bevels and forms a tiny tongue on the mating edge. The set can be used in assembling any octagonal structure, from boxes and planters up to posts. Works on stock thicknesses minimum 3/8" to max 3/4." For best results use the bits in a table-mounted router, and adjust each to the same elevation. That is, measure from the tabletop to the bit top when you make the cuts with the first bit, then set the second bit to the same height.



ØD	B	a°	Ød	L	Tool No.
1-15/32	7/8	22.5°	1/2	2-3/8	55395



## 2 PIECE EDGE BANDING SETS

Carbide Tipped • 2 Flute

This two-piece bit set provides an economical way to create your own edge banding from the wood of your choice. This is a great way to create a finished edge on plywood or MDF panels and shelves which blends perfectly with the rest of your project.

Using this bit set is simple. Just position each bit so that it is centered on the stock thickness and make the cut. For the best results we recommend that you cut the edge band stock slightly oversize and then flush trim it after assembly.

This unique set is available in two styles: 90° or 60°.

The 90° bits can also be used to create V-grooves or double-sided chamfers while the 60° set creates a larger surface area for glue.

Carbide tipped for long life. For stock 3/4" to 1" in thickness.


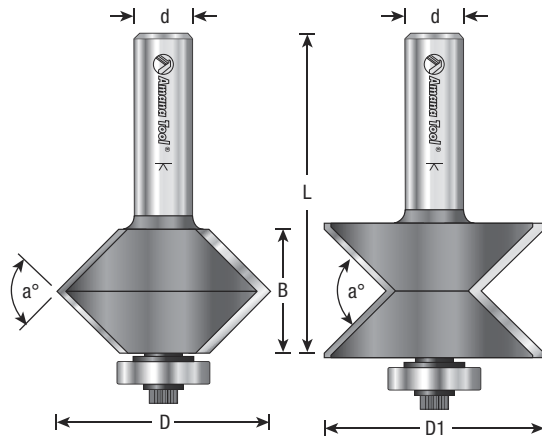
For use only in a table-mounted router.




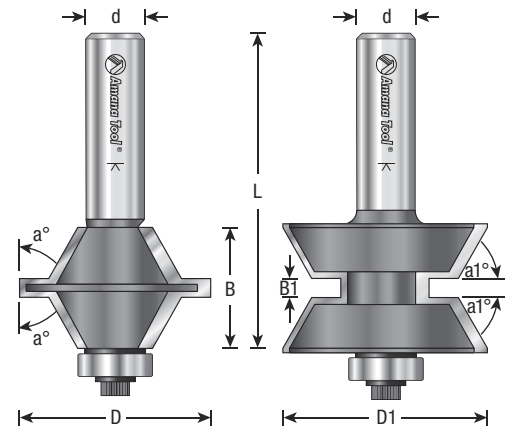
ØD	ØD1	B	B1	a°	a1°	Ød	L	Tool No.
1-25/32	1-13/16	1-1/32	—	90°	—	1/2	2-21/32	<b>55466</b>
1-19/32	1-45/64	1	5/32	30°	60°	1/2	2-5/8	<b>55468</b>

Replacement bearing for #55466 use (2) #47720.

Replacement bearing for #55468 use (1) #47720 and (1) #47718.




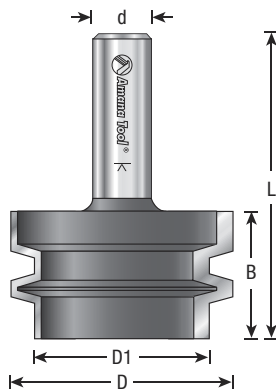
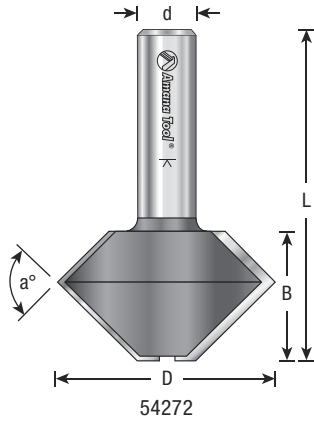
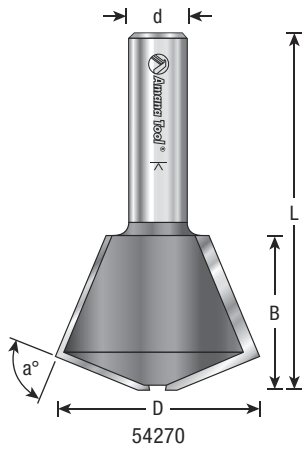
55466



55468







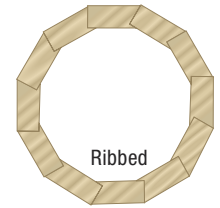
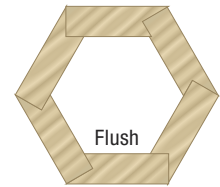
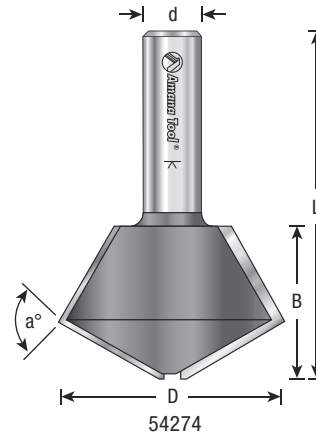
## MULTI-SIDED GLUE JOINT/BIRD'S-MOUTH

Carbide Tipped • 2 Flute

If you're looking for a better way to construct multi-sided boxes, planters, and columns, then look no further. With these bits, there's no need for complex miters and time-consuming set-ups. Instead, simply choose the bit based upon the number of sides on the box, rout the joint, and assemble. Unlike a miter joint, the joint created by these bits aligns itself. And the joint stays in alignment while gluing; no more slipping and sliding out of position.



ØD	B	# Sides	a°	Ød	L	Tool No.
1-5/8	1-1/4	16	67.5°/22.5°	1/2	2-7/8	54270
1-3/4	1-3/64	8	45°/45°	1/2	2-21/32	54272
1-7/8	1-1/4	6 or 12	60°/30°	1/2	2-7/8	54274



## GLUE JOINT

Carbide Tipped • 2 Flute

The glue joint cut by this bit is strong and self-aligning. One setup produces both halves of the joint. Adjust the bit so the center of its profile aligns with the stock center. Cut one part face down, the mate face up.

For stock between 5/8" and 1" in thickness. Must be used in a table-mounted router. Since there is no guide bearing, use the router-table fence to control the cut.



ØD	ØD1	B	Ød	L	Tool No.
1-7/8	1-7/16	1-3/32	1/2	2-5/8	55388



# TONGUE & GROOVE ASSEMBLY

## Carbide Tipped • 2-Wing with Ball Bearing Guide

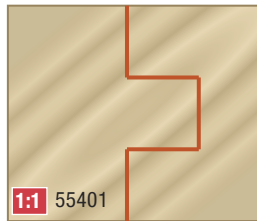
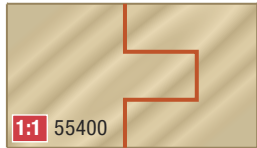
Cut perfectly fitted tongue-and-groove joints on stock between 3/8" and 1-1/8" thick with a table-mounted router and this assembly. The tool consists of an arbor with an integral shank, two identical, removable slotting cutters, and a pair of bearings. To cut tongues, sandwich one bearing between the two cutters (as in assembly 'A'). To cut slots, mount one cutter between the two bearings (as in assembly 'B').



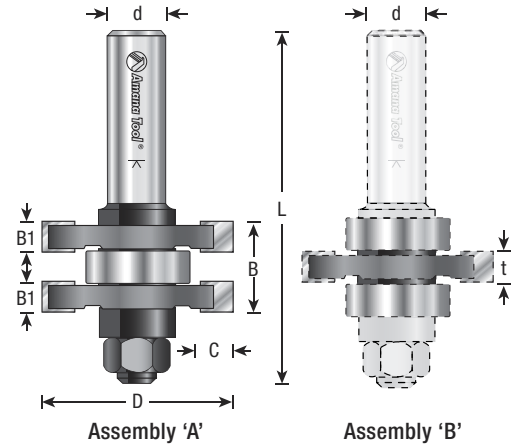
### 1-Piece Assembly

ØD	B	B1	C	Ød	t	L	Tool No.
1-5/8	3/4	1/4	3/8	1/2	1/4	3	55400 +
1-5/8	1-1/8	3/8	3/8	1/2	3/8	3-3/8	55401 •

- + Can be used on 1/2" through 3/4" thick material.
- Can be used on 3/4" through 1-1/8" thick material.



Each Tongue & Groove Assembly includes  
**Full Color Instruction Manual**



Tongue is cut as shown in assembly 'A'.  
For groove cut, reassemble the tool as shown in assembly 'B'.

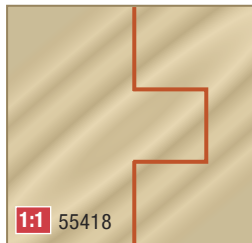
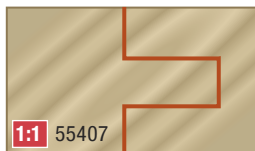
# TONGUE & GROOVE 2-PC. SET

## Carbide Tipped • 2-Wing with Ball Bearing Guide

Each set contains two complete tongue & groove assemblies, one to cut tongues, one to cut slots.


ØD	B	B1	C	Ød	t	L	Tool No.
1-5/8	17/32	13/64	3/8	1/2	1/8	3	55408 *
1-7/8	3/4	1/4	1/2	1/2	1/4	3	55407 +
1-5/8	1-1/8	7/16	3/8	1/2	1/4	3-5/16	55416 † New
1-5/8	1-1/4	7/16	3/8	1/2	3/8	3-5/16	55418 • New

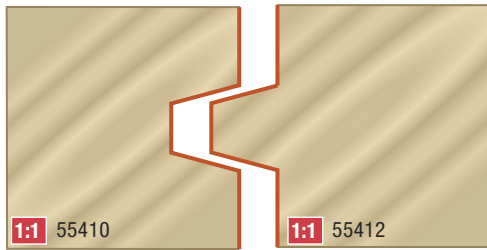
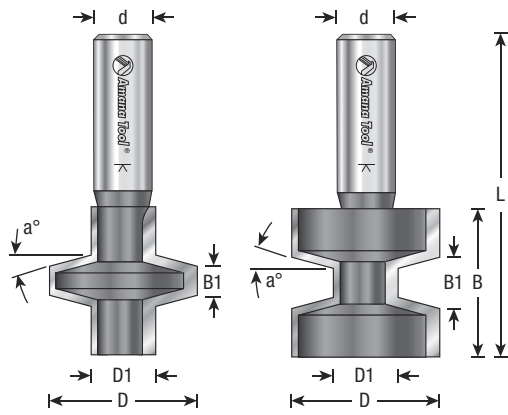
- \* Can be used on 3/8" through 1/2" thick material.
- + Can be used on 1/2" through 3/4" thick material.
- † Can be used on 1/2" through 1-1/8" thick material.
- Can be used on 5/8" through 1-1/4" thick material.



### Replacement Parts for Tongue & Groove:

Description	Order #
1/4" Kerf Cutters (2 required) for Tool #55400	55354
3/8" Kerf Cutters (2 required) for Tool #55401	55353
1/2" Shank Arbor With Nut For Tool #55400	47612
1/2" Shank Arbor With Nut For Tool #55401	47613
Ball Bearing Guide (2 required)	47708
.05mm Shims (3 required)	55356
.10mm Shims (3 required)	55357
1mm Black Washer	55402
6mm Steel Spacer	55368






## WEDGE TONGUE & GROOVE

Carbide Tipped • 2 Flute

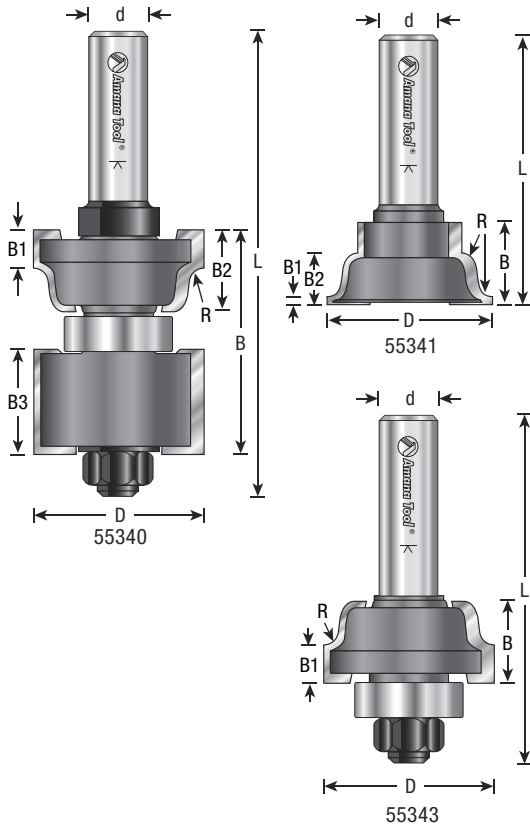
The tongue-and-groove joint cut by this two-bit set can be used for applications as diverse as assembling broad tabletops and other panels and making strip flooring. Use it on stock from 5/8" through 1-1/4" thick. The bits are available individually or as a two-piece set. Use in a table-mounted router.



ØD	ØD1	a°	B	B1	Ød	L	Description	Tool No.
1-1/4	9/16	15°	1-1/4	1/4	1/2	2-3/4	Wedge Groove	<b>55410</b>
1-1/4	9/16	15°	1-1/4	7/16	1/2	2-3/4	Wedge Tongue	<b>55412</b>
Complete Wedge Tongue & Groove 2 Piece Set (Includes 55410 & 55412)								<b>55414</b>



#55414 Set




## OGEE WINDOW SASH & RAIL

Carbide Tipped • 2 Flute with Ball Bearing Guide

This reversible assembly is designed to cut window sash and glass door parts, including rails, stiles, mullions, and muntins, on stock between 1-1/8" and 1-3/4" thick. Assembly includes an ogee profile cutter, a rabbet cutter, one bearing, a 1/2" shank arbor, spacers, shims, and washers. Configure as shown in the drawing to cut cut profile and rabbet on all parts. Switch bearing and profile cutter and replace rabbet cutter with spacers to rout the copes. Use in a table-mounted router.



ØD	R	'A' Reveal	B	B1	B2	B3	Ød	L	Tool No
1-3/8	1/8	1/4	1-55/64	5/16	43/64	7/8	1/2	3-3/4	<b>55340</b>
1-3/8	1/8	—	21/32	1/16	27/64	—	1/2	2-1/8	<b>55341</b>
1-9/64	1/8	—	43/64	5/16	—	—	1/2	2-1/8	<b>55343</b>



Each Ogee Window Sash & Rail Cutter includes  
**Full Color Instruction Manual**



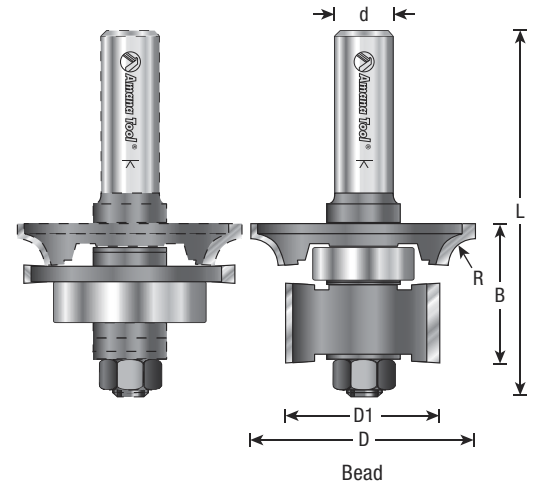
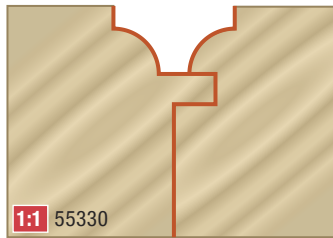
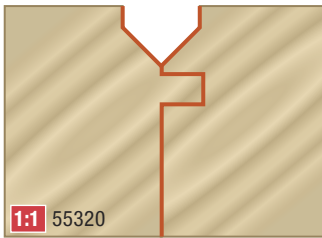
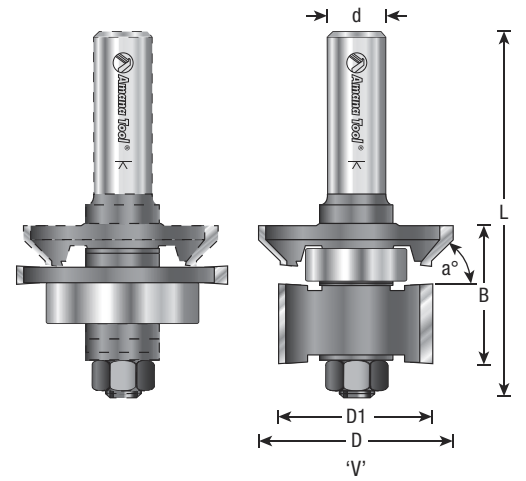
# BEAD AND 'V' PANELING ASSEMBLY

*Carbide Tipped • 2-Wing with Ball Bearing Guide*

These assemblies are designed to cut tongue & groove joinery for solid wood paneling. Two patterns, a 1/4" bead (#55330) or a 45° 'V' (#55320), are available individually or as a set. Each assembly comprises a profile cutter, a rabbet cutter and a groove cutter, two different-size bearings, a 1/2" shank arbor, and a selection of washers, shims and spacers. Assemble the profile cutter, small bearing, and rabbet cutter as shown in the solid drawing to cut the tongue. To rout the groove, mount the groover and large bearing with the profiler, as shown in the ghosted drawing. The tool will work with stock from 1/2" through 1" thick.



ØD	ØD1	R	a°	B	Ød	L	Type	Tool No.
1-13/16	1-5/16	—	45°	1/2 to 1-3/16	1/2	3-1/8	'V'	<b>55320</b>
1-15/16	1-5/16	1/4	—	1/2 to 1-3/16	1/2	3-1/8	Bead	<b>55330</b>



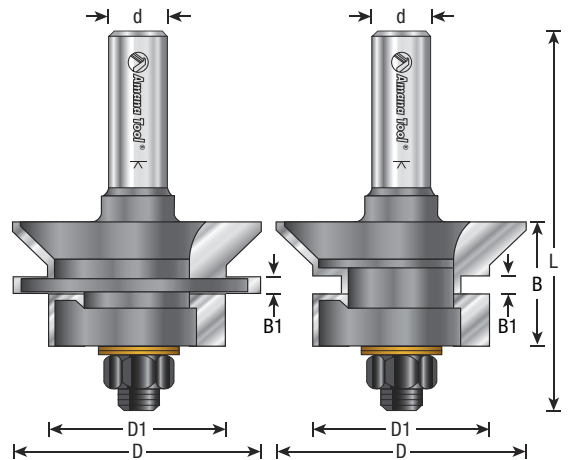
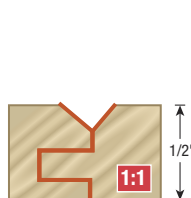
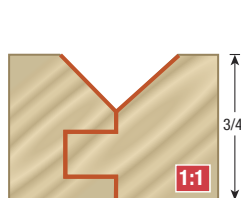
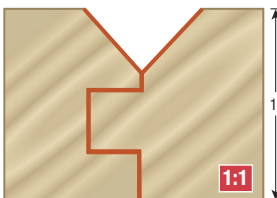
# ADJUSTABLE 'V' PANEL SET

*Carbide Tipped • 2-Wing*

This assembly is designed to create attractive 'V' groove paneling. Included in this set are spacers to produce 'V' paneling from 1/2", 3/4" or 1" thick stock.



ØD	ØD1	B	B1	Ød	L	Tool No.
2-11/64	1-37/64	1-1/8	5/32 to 5/16	1/2	3-3/8	<b>55346</b>





**INDUSTRIAL**

# Flooring Solutions



## TONGUE & GROOVE FLOORING SETS



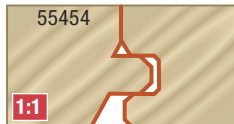
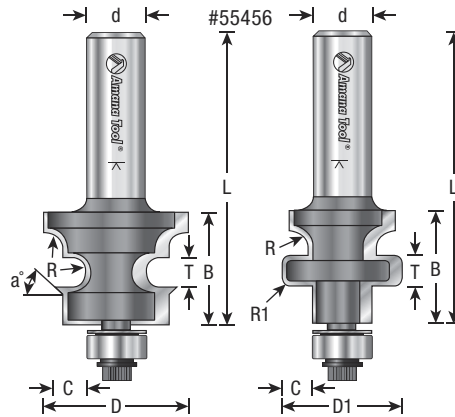
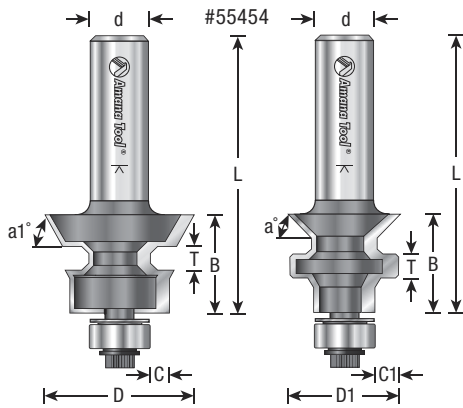
*Carbide Tipped • 2 Flute with Nail Slot*

Build your own wood floor with the **wood of your choice!** Amana Tool® now has the solution for this task. Set #55456 was designed for 5/8" to 3/4" stock thickness, while set #55454 is for 1/2" to 5/8" stock thickness.



Material Size	ØD	ØD1	a°	a1°	R	R1	T	C	C1	B	d	L	Tool No.
1/2 to 5/8	1-1/4	15/16	45°	60°	—	—	13/64	.163	.197	3/4	1/2	2-3/4	<b>55454</b>
5/8 to 3/4	1-13/64	1	45°	—	1/8	1/16	1/4	1/4	—	15/16	1/2	2-7/8	<b>55456</b>

Replacement bearing #47706.



*Tongue & Groove Shaper Cutters for Custom Wood Flooring*

See page 334.

**INDUSTRIAL**

# Miniature

## with 3/16" Ball Bearing Guide

- Bearing stays cool unlike brass pilots
- Rout intricate contours for delicate projects
- Perfect for crafters & hobbyists
- Lettering/signmaking
- Fine musical instruments



**ONE OF THE SMALLEST**  
DIAMETER PLUNGE BIT WITH BALL BEARING  
**IN THE INDUSTRY!**

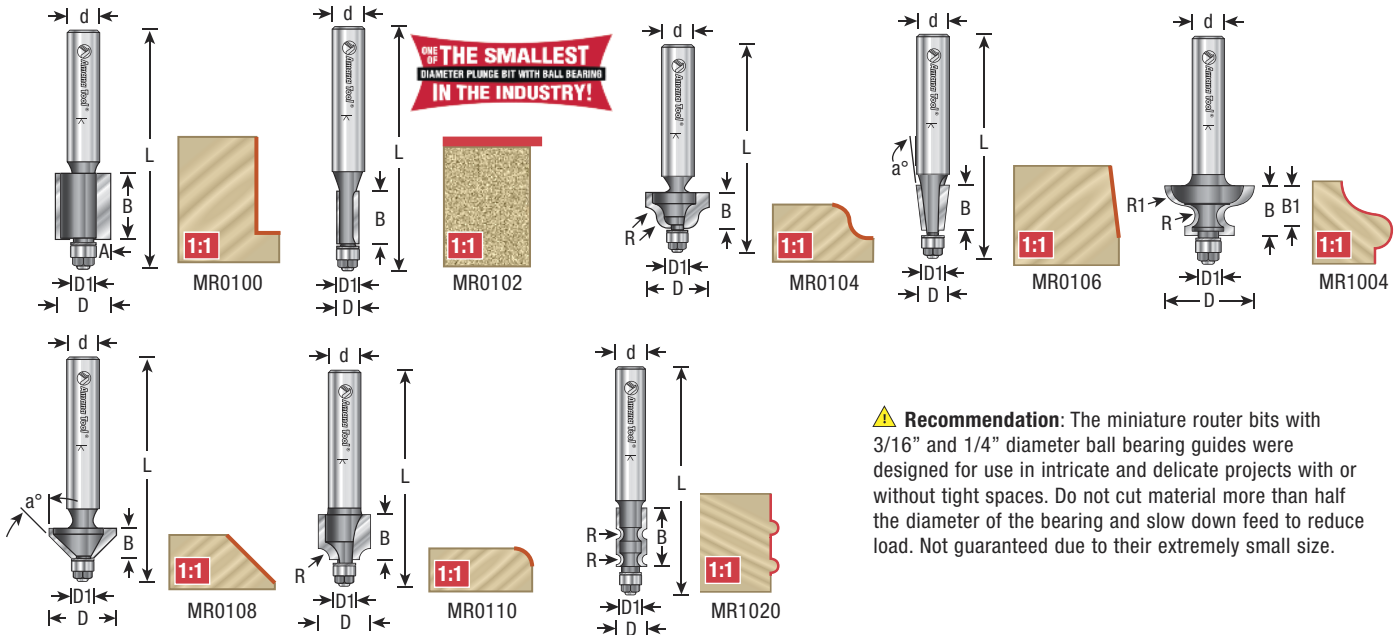


*Carbide Tipped • Reach Tighter Corners Without Burn Marks!*

We've created the smallest bearing guides in the industry! If you've often wanted to trim and shape small details in tight corners, but were disappointed by the scoring and burning left behind by solid pilot bits, we've got what you've been looking for: the most commonly used profiles in miniature sizes – complete with tiny miniature ball bearing guides. These bits are perfect for signs, lettering, small boxes, and musical instruments!

ØD	ØD1	R	R1	a°	B	B1	A	Ød	L	Description	Tool No.
5/16	3/16	—	—	—	1/2	—	1/16	1/4	2	Rabbet	MR0101
7/16	3/16	—	—	—	1/2	—	1/8	1/4	1-7/8	Rabbet	MR0100
3/16	3/16	—	—	—	7/16	—	—	1/8	1-23/32	Flush Trim	MR0105
3/16	3/16	—	—	—	7/16	—	—	1/4	2	Flush Trim	MR0102
3/16	3/16	—	—	—	3/4	—	—	1/4	2-7/16	Flush Trim	MR0103
9/16	3/16	3/32	—	—	5/16	—	—	1/4	1-7/8	Roman Ogee	MR0104
11/16	3/16	5/32	—	—	27/64	—	—	1/4	1-7/8	Roman Ogee	MR0110
39/64	3/16	5/64	1/8	—	11/32	17/64	—	1/4	1-13/16	Edge Molding	MR1004
1/4	3/16	—	—	7°	3/8	—	—	1/4	1-7/8	Bevel Trim	MR0106
1/2	3/16	—	—	22.5°	1/2	—	—	1/4	1-7/8	Bevel Trim	MR0107
9/16	3/16	—	—	45°	1/4	—	—	1/4	1-7/8	Bevel Trim	MR0108
5/16	3/16	1/16	—	—	5/16	—	—	1/4	1-13/16	Corner Rounding	MRR108
3/8	3/16	3/32	—	—	3/8	—	—	1/4	1-13/16	Corner Rounding	MR0110
7/16	3/16	1/8	—	—	3/8	—	—	1/4	1-13/16	Corner Rounding	MR0112
1/2	3/16	5/32	—	—	3/8	—	—	1/4	1-13/16	Corner Rounding	MR0114
9/16	3/16	3/16	—	—	3/8	—	—	1/4	1-13/16	Corner Rounding	MRR110
11/16	3/16	1/4	—	—	13/32	—	—	1/4	1-7/8	Corner Rounding	MRR112 <i>New</i>
17/64	3/16	.039	—	—	11/32	—	—	1/4	1-7/8	Double Bead	MR1020

Replacement bearing #47775; Hex nut #67135; Lock washer #67129.



**Recommendation:** The miniature router bits with 3/16" and 1/4" diameter ball bearing guides were designed for use in intricate and delicate projects with or without tight spaces. Do not cut material more than half the diameter of the bearing and slow down feed to reduce load. Not guaranteed due to their extremely small size.

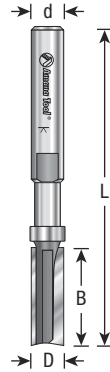
# FLUSH TRIM PLUNGE TEMPLATE

## Carbide Tipped with Mini Upper Ball Bearing Guide

Each Amana Tool® exclusive miniature bit features either a 3/16" or 1/4" diameter ball bearing guide that is much smaller than other ball bearing router bits on the market, making the bits ideal for delicate projects such as signmaking, building musical instruments, routing letter edges, flush trimming and plunging tight corners and confined areas and high production.

The cutting edge of each router bit is engineered from our exclusive carbide grade designed to deliver the highest quality of cut, maximum cutting efficiency prolonged tool life. The bits can fit into tight spaces and sharp corners where a larger diameter bearing cannot, making it easier for users to work on finely detailed work pieces that have intricate contours, tight confines and narrow openings.

The series' innovative design also delivers a consistent edge that eliminates hand sanding or filing, thus saving users time and labor. Can be used on wood and plastics.



**ONE OF THE SMALLEST DIAMETER PLUNGE BIT WITH BALL BEARING IN THE INDUSTRY!**

ØD	B	d	L	Repl. Bearing	Tool No.
3/16	1/2	1/8	2	47775 (3/16)	<b>47220</b>
3/16	1/2	1/4	2	47775 (3/16)	<b>47222</b>
3/16	1/4	1/4	1-3/4	47775 (3/16)	<b>47222-S</b>
1/4	1/4	1/8	1-15/16	47723 (1/4)	<b>47223-S</b>
1/4	3/4	1/4	2-7/16	47723 (1/4)	<b>47224</b>
1/4	1/4	1/4	1-15/16	47723 (1/4)	<b>47224-S</b>

**Attention:** Due to extremely small diameter (D), reduce RPM and Feed Rates (IPM) by 30-50% to prevent tool breakage. Bits are not guaranteed due to extremely small diameter.

**Warning:** Maximum RPM=35,000

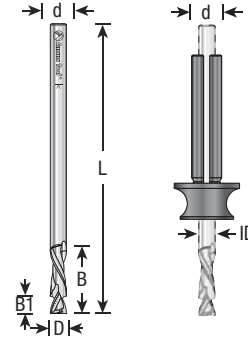
# MINI COMPRESSION SPIRAL & ADAPTER

## Solid Carbide

Unique extra small diameter solid carbide compression spiral bit for intricate work, signmaking, cutting out lettering and shapes. Features special adapter to fit handheld trim routers, routers and CNC machines.



Description	ØD	ID	B	B1	Ød	L	Tool No.
<b>Set Includes Two #46180 Bits and One #47632 Router Adapter</b>							<b>46184</b>
S.C. Compression Bit	1/8	—	13/16	7/32	1/8	2-1/2	<b>46180</b>
Router Adapter	—	1/8	—	—	1/4	—	<b>47632</b>







## FLOORING - STRAIGHT & ROUNDED CUTTERS

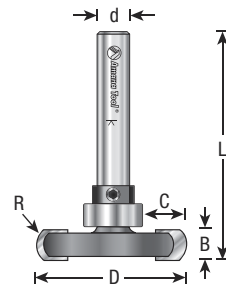
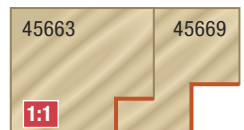
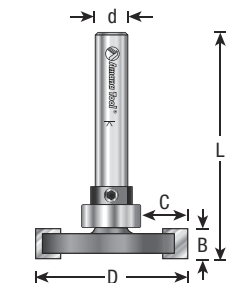
*Carbide Tipped • 2 Flute • For "Undercutting"*

Dedicated cutters with changeable bearings. These bits are designed for slotting wood flooring, inlays and medallions.



ØD	R	C	B	Ød	L	Replacement Bearing	Collar	Type	Tool No.
0.894	—	5mm	4.5mm	1/4	2-1/4	47701	47724	Straight	<b>45663</b>
1-1/8	—	1/4	1/8	1/4	1-7/8	47712	47724	Straight	<b>45672</b>
1-1/4	—	3/8	1/4	1/4	1-7/8	47701	47724	Straight	<b>45668</b>
1-1/4	1/8	3/8	1/4	1/4	1-7/8	47701	47724	Rounded	<b>45676</b>
1-1/4	—	3/16	5/32	1/4	1-7/8	47708	47724	Straight	<b>45674</b>
1-1/4	—	1/4	1/4	1/4	1-7/8	47714	47724	Straight	<b>45669</b>
1-1/4	1/8	5/16	1/4	1/4	1-7/8	47712	47724	Rounded	<b>45678</b>
1-39/64	—	9/64	7/64	1/4	1-41/64	47778	47724	Straight	<b>45680</b> <small>New</small>

**Note:** See pages 93-94 for upper bearing bits used in flooring industry. For medallion inserts (#45481, #45460-S, #45462-S, #45464-S).



## FLUSH TRIM PLUNGE TEMPLATE

*Carbide Tipped • 2 Flute with Upper Ball Bearing*

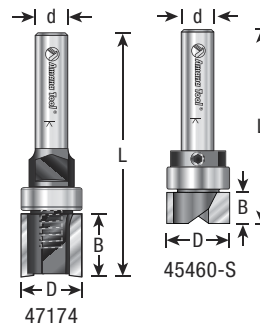
A versatile bit, useful for template/pattern routing of parts, joints, and internal cuts. It can be used in handheld and table-mounted routers.



ØD	B	Ød	L	Replacement Bearing	Collar	Tool No.
3/16	1/4	1/4	1-3/4	47775	—	<b>47222-S</b>
3/16	1/2	1/8	2	47775	—	<b>47220</b>
3/16	1/2	1/4	2	47775	—	<b>47222</b>
1/4	1/4	1/8	1-15/16	47723	—	<b>47223-S</b>
1/4	1/4	1/4	2-1/2	47723	—	<b>47224-S</b>
1/4	3/4	1/4	2-7/16	47723	—	<b>47224</b>
1/2	3/8	1/4	2-1/4	47701	47724	<b>45481</b> *
1/2	1/4	1/4	1-5/8	47701	47724	<b>45460-S</b>
1/2	1/2	1/4	1-15/16	47706	—	<b>47174</b> †
1/2	1/2	1/4	2	47701	47724	<b>45487</b>
1/2	3/4	1/4	2-1/4	47701	47724	<b>45491</b>

\* For use on hardwood & flooring medallions. See page 90 for additional flooring bits.

† Replaces Ocemco TA-170. See page 104 for more info.



*Undercut Floor King™ Saw Blades For Crain® & Roberts® Saws*  
visit [www.timberline-amana.com](http://www.timberline-amana.com)





**INDUSTRIAL**

# Rattle-Free Cabinet Doors

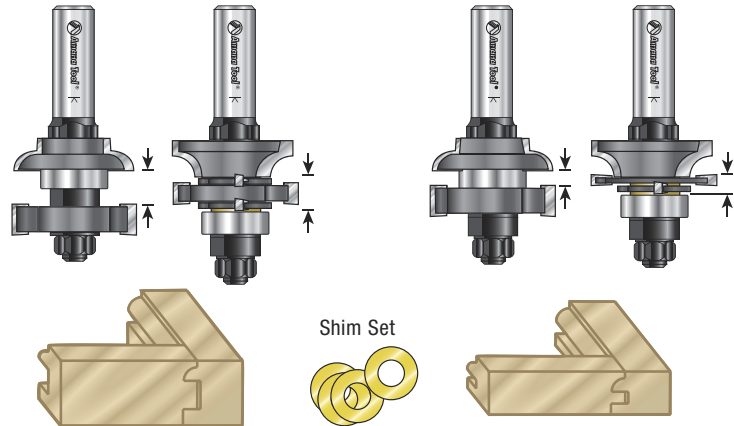
Designed for Undersized Plywood



**instyle™**  
& RAIL SYSTEM

## CUT PRECISE GROOVES TO PROVIDE UNDERSIZED PLYWOOD VENEERED PANELS WITH A SNUG, RATTLE-FREE FIT.

- Adjust the panel groove width (3/16" to 9/32" for 1/4" plywood), (7/16" to 17/32" for 1/2" plywood).
- Cuts frame stock from 5/8" through 1-1/4" thickness.
- Designed to cut precise grooves to provide undersized plywood veneered panels with a snug rattle-free fit.
- Each set includes 2 pcs. (1 for stile cuts and 1 for rail cuts and shims).



**"Thick" Configuration Assembly**  
7/16" to 17/32" for 1/2" plywood panel (1-1/4" doors)

**"Thin" Configuration Assembly**  
3/16" to 9/32" for 1/4" plywood panel (3/4" doors)



Each Instyle & Rail System™ includes  
**Full Color Instruction Manual**



[Watch Video Online](http://www.amanatool.com/videos)  
[www.amanatool.com/videos](http://www.amanatool.com/videos)

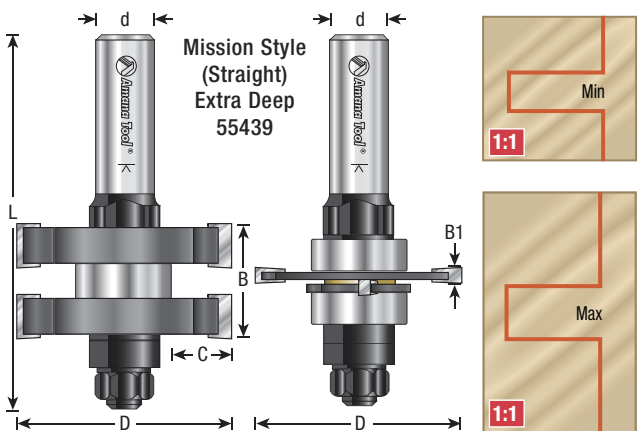
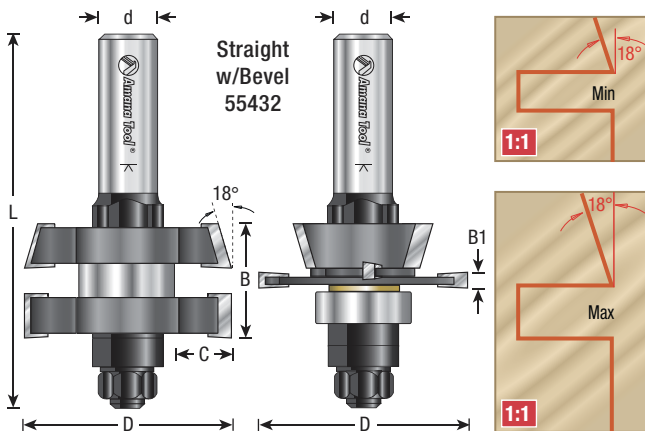
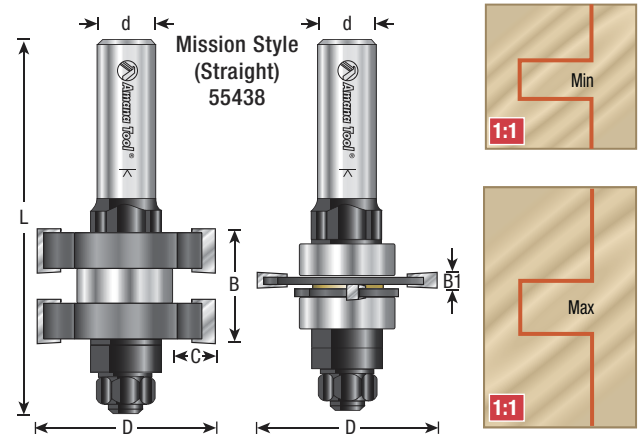
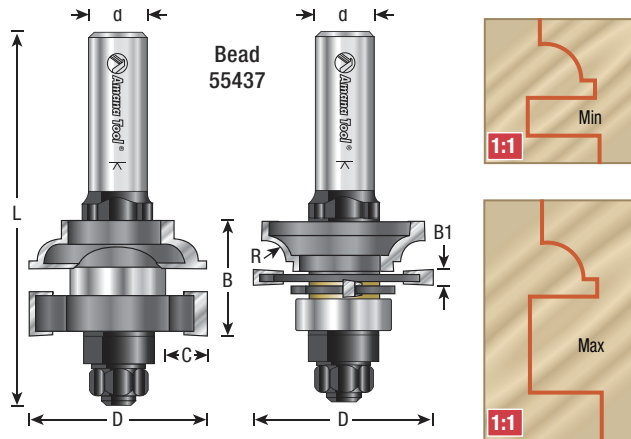
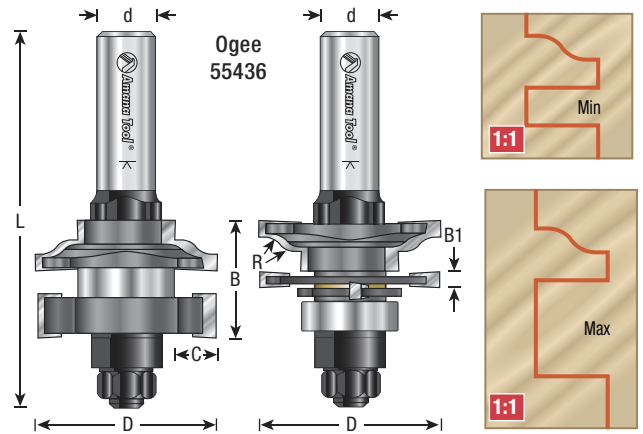
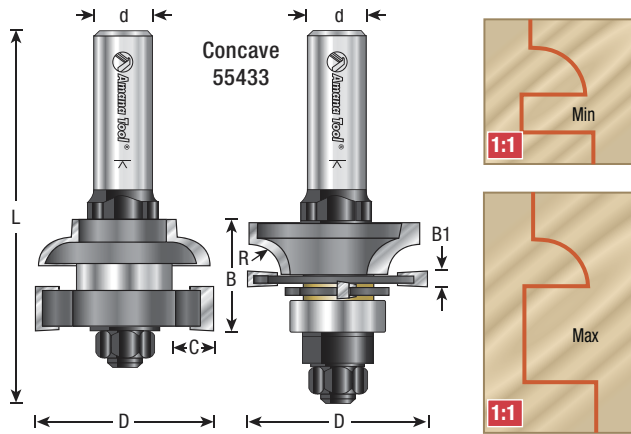
# FLAT PANEL STILE & RAIL SETS

Carbide Tipped with Ball Bearing Guide • 5/8" to 1-1/4" Material

Bits in these sets have profile and groove or rabbet cutters and ball-bearing guide mounted on a 1/2" shank. Respacing of the components should only be necessary – using the provided shims – after the cutters have been resharpened. Guide straight cuts with the fence; use the pilot bearing only for cuts on curved rails or stiles.



ØD	R	B	B1 for		C	Ød	L	Type	Tool No.
			1/4" Plywood	1/2" Plywood					
1-5/8	5/32	5/8 to 1-1/8	3/16 to 9/32	7/16 to 17/32	3/8	1/2	3-11/32	Concave	55433
1-5/8	1/4	5/8 to 1-1/8	3/16 to 9/32	7/16 to 17/32	3/8	1/2	3-11/32	Ogee	55436
1-5/8	3/16	5/8 to 1-1/8	3/16 to 9/32	7/16 to 17/32	3/8	1/2	3-11/32	Bead	55437
1-5/8	—	5/8 to 1-1/8	3/16 to 9/32	7/16 to 17/32	3/8	1/2	3-11/32	Mission (Straight)	55438
1-7/8	—	5/8 to 1-1/8	3/16 to 9/32	7/16 to 17/32	1/2	1/2	3-11/32	Mission (Straight)	55439
1-7/8	—	5/8 to 1-1/8	3/16 to 9/32	7/16 to 17/32	1/2	1/2	3-11/32	Straight with Bevel	55432



## ADJUSTABLE MISSION STYLE TONGUE & GROOVE SET

*Insert Carbide • For 5/8" to 1-3/16" Material*

Adjust the panel groove width from 5.4mm to 6.6mm using the easy to use adjustment knob – no shims necessary.

The perfect fix for undersized plywood flat panel “Mission Style, Arts & Crafts and Shaker” cabinet doors!

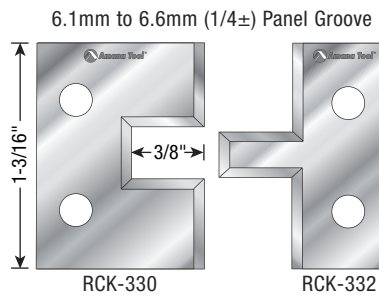
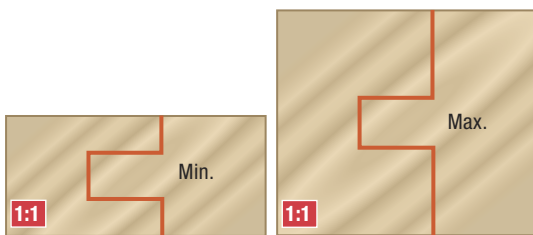
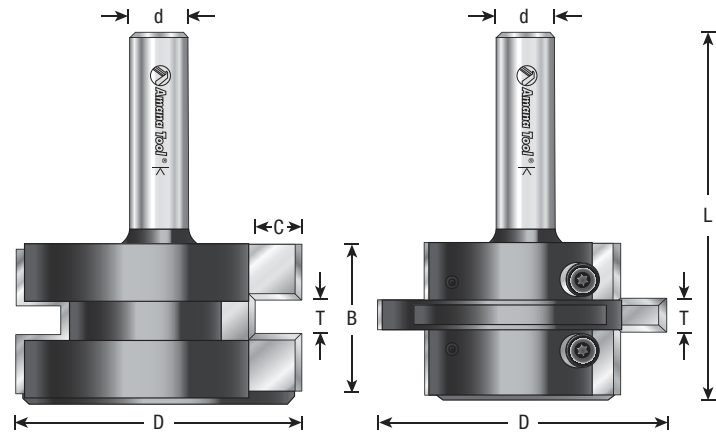
Set includes unique adjustment system

- Designed to cut precise grooves to provide undersized plywood veneered panels with a snug rattle-free fit.
- Each set includes 2 pcs.  
 (1 for stile cuts and 1 for rail cuts).




ØD	B	Ød	C	T	L	Max. RPM	Tool No.
2-3/8	1-3/16	1/2	3/8	6.1mm to 6.6mm(1/4±)	2-15/16	18,000	RC-4022

Replacement knives sold individually (2 replacement knives required per bit).  
 Replacement screw #67117 & key #5005.



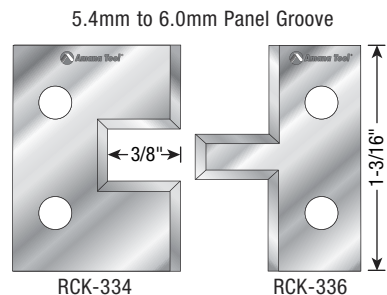
See Page 338 for  
 Instile & Rail System™ Tongue  
 & Groove Shaper Cutters Sets.

See Page 365 for  
 Instile & Rail System™  
 Tongue & Groove Insert Carbide  
 Shaper Cutter Set.



### Optional Knives:

- For 5.5mm undersized 1/4" plywood.
- For 5.9mm oversized 1/4" veneered plywood.





## 2-PIECE STILE & RAIL SETS

### Carbide Tipped • 2-Wing with Ball Bearing Guide

Our stile & rail sets give you two complete bits, one for doing the rail cuts, one for the stiles. Make cabinet doors and all varieties of frame-and-panel assemblies for furniture and architectural applications. These sets are offered in two configurations, one for working material up to 1" thick, the other for material between 5/8" and 7/8" in thickness. The same three profiles are available in either configuration.

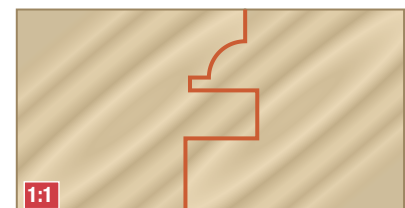
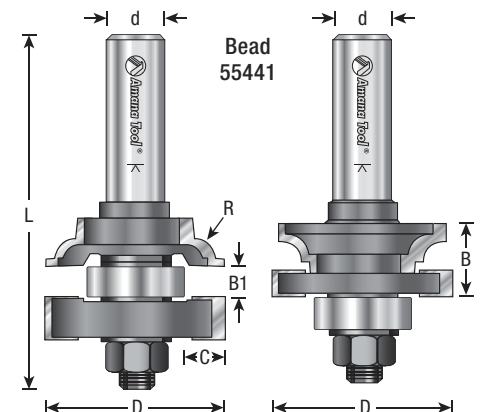

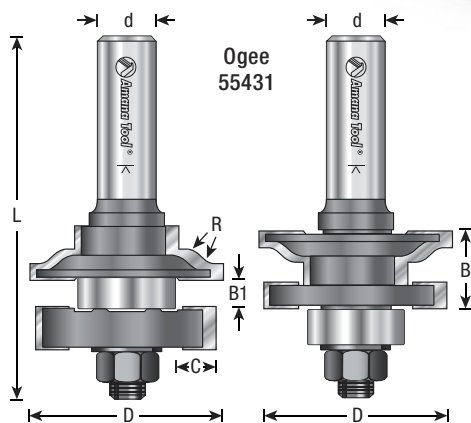

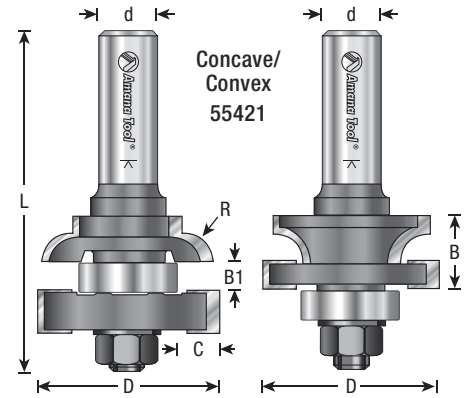
### 3/4" Material

Bits in this set have profile and groove or rabbet cutters and ball-bearing guide mounted on a 1/2" shank. Respacing of the components should only be necessary – using the provided shims – after the cutters have been resharpened. Use in a table-mounted router. Guide straight cuts with the fence; use the pilot bearing only for cuts on curved rails or stiles.


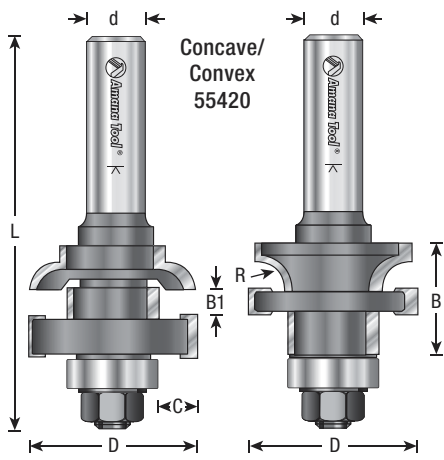


ØD	R	B	B1	C	Ød	L	Type	Tool No.
1-5/8	1/4	11/16	1/4	3/8	1/2	3-1/8	Concave	55421
1-5/8	1/4	11/16	1/4	3/8	1/2	3-1/8	Ogee	55431
1-5/8	3/16	11/16	1/4	3/8	1/2	3-1/8	Bead	55441

Complete listing of replacement parts can be found online.







## 2-PIECE STILE & RAIL SETS

Carbide Tipped • 2-Wing with Ball Bearing Guide

3/4" to 1" Material

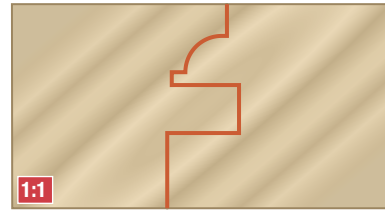
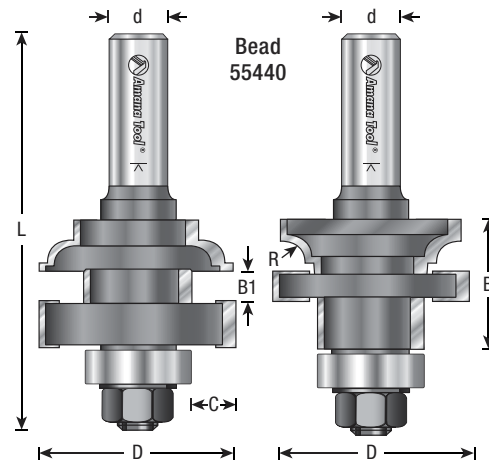

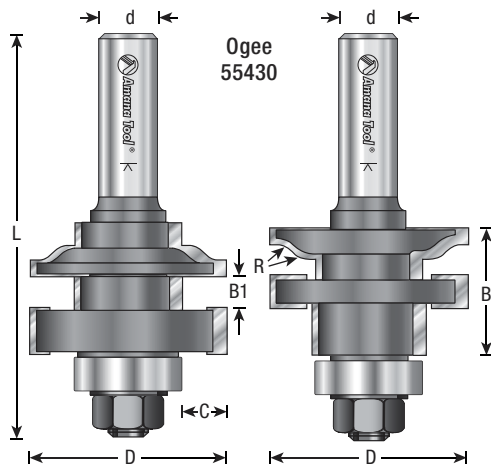
In addition to the components provided with sets of the first type, these sets include two trim cutters for stock 7/8" through 1" in thickness. (These trim cutters can be removed for making bearing-guided cuts on stock under 7/8" thick.)

Use in a table-mounted router. Guide straight cuts with the fence, setting it tangent to the trim cutters. Use the pilot bearing only for cuts on curved rails or stiles; for cuts on curved parts 7/8" to 1" thick, a template must be used.



ØD	R	B	B1	C	Ød	L	Type	Tool No.
1-5/8	1/4	1-1/16	1/4	3/8	1/2	3-5/16	Concave	<b>55420</b>
1-5/8	1/4	1-1/16	1/4	3/8	1/2	3-5/16	Ogee	<b>55430</b>
1-5/8	3/16	1-1/16	1/4	3/8	1/2	3-5/16	Bead	<b>55440</b>

Individual Components: Description	Qty. Required for Tool No.			Order #
	55420	55430	55440	
Concave Profile Cutter	1	—	—	<b>55422</b>
Concave Cope Cutter	1	—	—	<b>55424</b>
Ogee Profile Cutter	—	1	—	<b>55352</b>
Ogee Cope Cutter	—	1	1	<b>55434</b>
Bead Profile Cutter	—	—	1	<b>55442</b>
Bead Cope Cutter	—	—	1	<b>55444</b>
.250" Groove Cutter	1	1	1	<b>55354</b>
.300" Trim Cutter (.865" dia.)	1	1	1	<b>55448</b>
.433" Trim Cutter (.865" dia.)	1	1	1	<b>55450</b>
.400" Rabbet Cutter (1.615" dia.)	1	1	1	<b>55452</b>
.865" Ball Bearing	2	2	2	<b>47708</b>
1/2" Shank Arbor With Nut	2	2	2	<b>47622</b>
.002" Shims	4	4	4	<b>55356</b>
.040" Shims	4	4	4	<b>55402</b>
.004" Shims	4	4	4	<b>55357</b>
3.4mm Spacers	4	4	4	<b>55367</b>



# REVERSIBLE STILE & RAIL ASSEMBLIES

Carbide Tipped • 2-Wing with Ball Bearing Guide

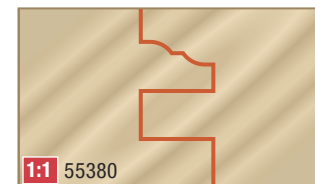
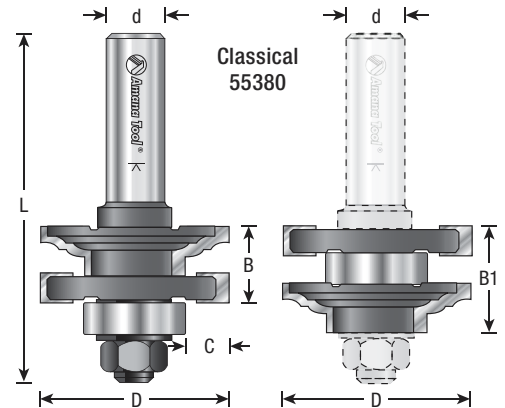

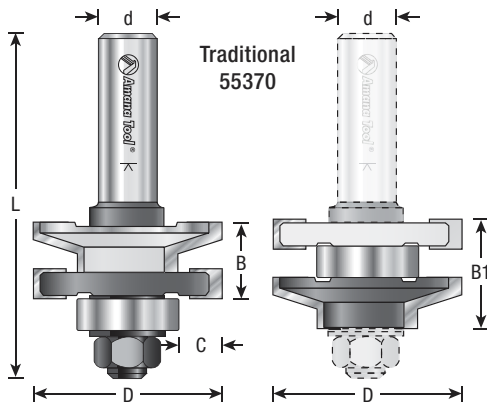
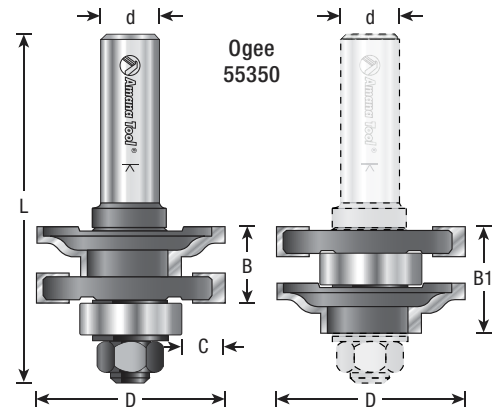
3/4" Material

Cut both the stiles & rails with a single economical assembly. Switch from the stile cut to the rail cut simply by rearranging the cutters and bearing on the arbor. Because the profile and the cope are cut with the same cutter, you get a perfect fit. The assembly order for each setup is shown in the drawing. Use in a table-mounted router. Guide straight cuts with the fence; use the pilot bearing only for cuts on curved rails or stiles.



ØD	Pattern Type	C	B	B1	Ød	L	Tool No.
1-5/8	Ogee	3/8	11/16	7/8	1/2	3	55350
1-5/8	Traditional	3/8	11/16	7/8	1/2	3	55370
1-5/8	Classical	3/8	11/16	7/8	1/2	3	55380

**Note:** Stile & Rail assemblies can be used on 5/8" through 7/8" material.





## STILE & RAIL SET

*Insert Carbide • For 3/4" To 1-3/16" Material*

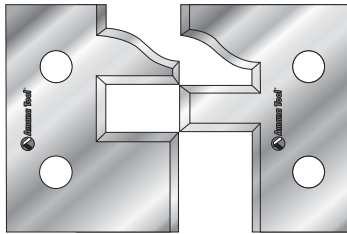
Our stile & rail sets give you two complete bits, one for doing the rail cuts and one for the stiles. Make cabinet doors and all varieties of frame-and-panel assemblies for furniture and architectural applications.



ØD	B	B1	R	Ød	C	L	Max. RPM	Tool No.
2-5/8	1-11/64	1/4	1/4	1/2	3/8	3-1/8	18,000	<b>RC-1130*</b>

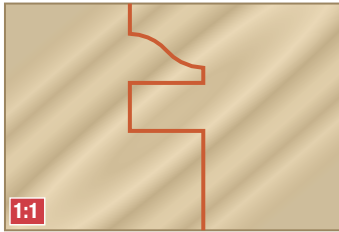
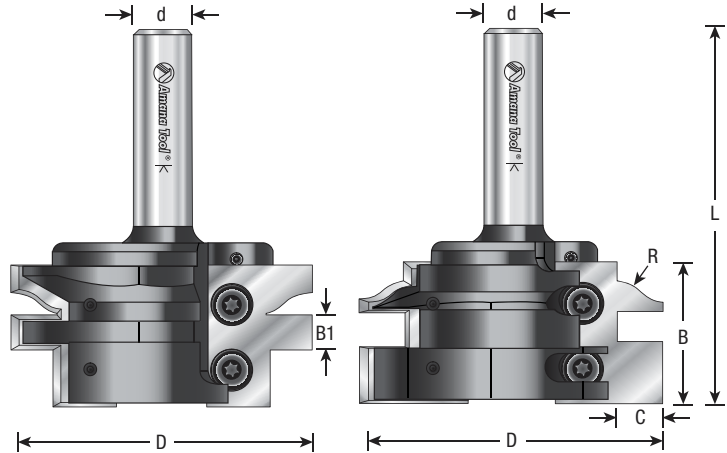
\* Set comes with Ogee knives installed (#RCK-215 & #RCK-216).  
Replacement parts: Screw #67117; Key #5005.

### Ogee Knives Included



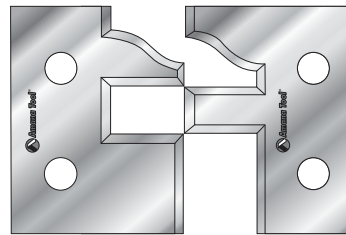
RCK-215

RCK-216



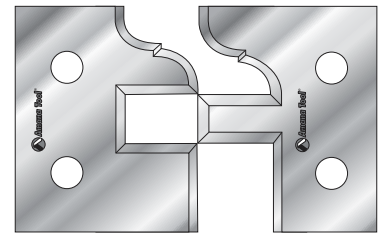
### Additional Knives Sold Separately

#### Ogee Fillet



RCK-211

#### Classical

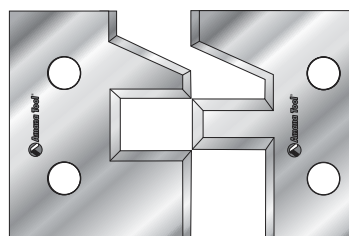


RCK-213

RCK-212

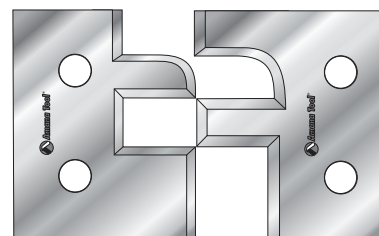
RCK-214

#### Traditional



RCK-217

#### Concave Convex



RCK-219

RCK-218

RCK-221

# ONE PIECE STILE & RAIL

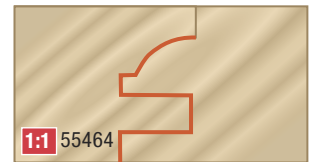
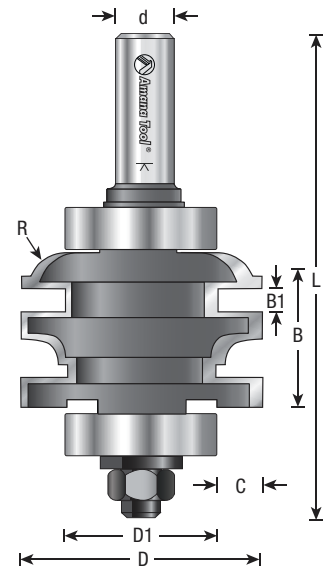
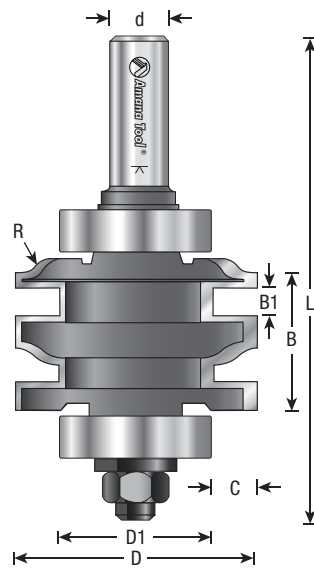

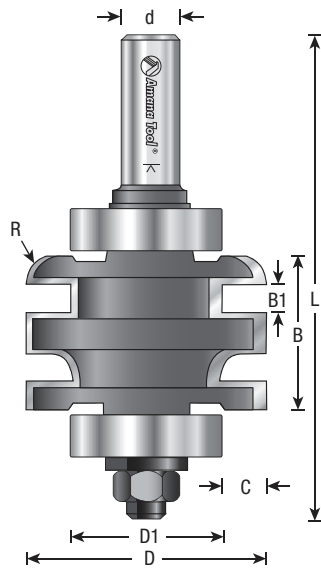
Carbide Tipped • 2 Flute

These one piece stile & rail bits are an easy and effective technique for creating cabinet door frames. You simply adjust the height of the bit accordingly in the router table to cut the profile cut (with bit lowered in the table) and the cope cut (with bit raised in the table).



ØD	ØD1	R	B	B1	C	Ød	L	Tool No.
2	1-1/4	7/32	1-9/32	15/64	3/8	1/2	4-3/32	<b>55460</b>
2	1-1/4	7/32	1-9/32	15/64	3/8	1/2	4-3/32	<b>55462</b>
2	1-1/4	9/32	1-9/32	15/64	3/8	1/2	4-3/32	<b>55464</b>

Replacement parts: Bearing #47744 (2 required); Nut #67131; Washer #67125.





# CABINET DOOR & DRAW EDGE FRONT FACE EDGE

Carbide Tipped • 2 Flute

Cuts a decorative edge on cabinet fronts. Shallow design will also work well with European hinges.




ØD	ØD1	R	R1	R2	B	C	Ød	L	Tool No.
1-1/4	1/2	5/64	—	—	3/8	—	1/2	1-7/8	49530
15/16	—	9/64	—	—	1/4	—	1/4	1-5/8	49532
1-1/4	—	7/32	9/64	—	7/16	3/8	1/2	2-25/64	49534
1-9/16	1/2	9/64	11/32	—	7/16	—	1/2	2-19/64	49535
1-3/4	1/2	7/64	17/32	3/32	7/16	—	1/2	2-1/2	49536
1-3/4	1/2	1/8	31/64	—	7/16	—	1/2	2-1/4	49537
1-3/4	1/2	1/4	17/64	—	7/16	—	1/2	2-1/2	49538

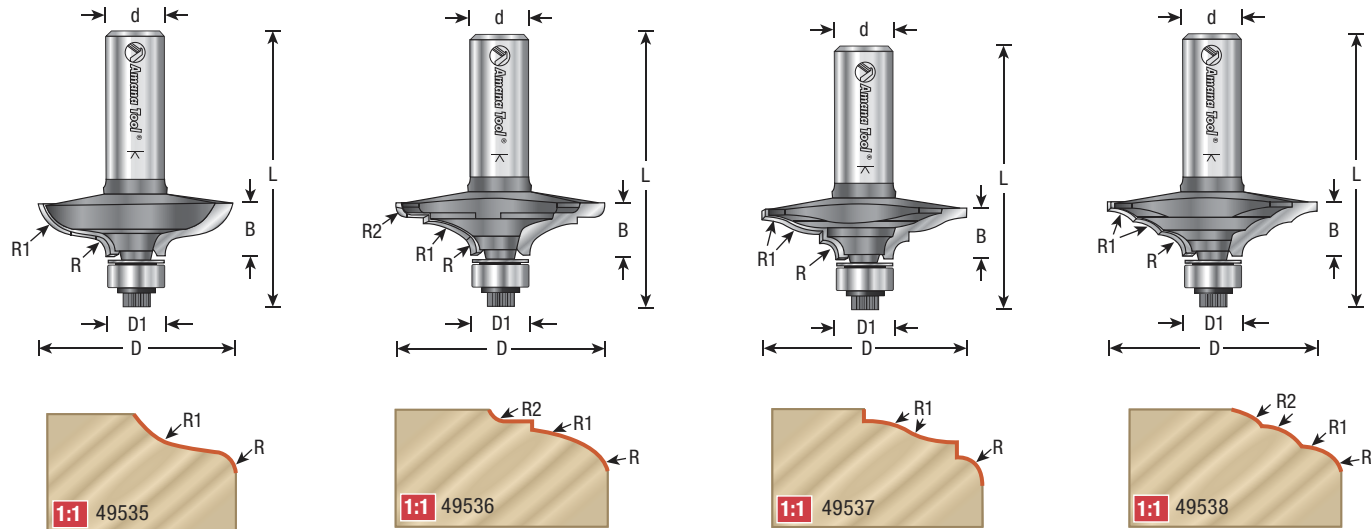
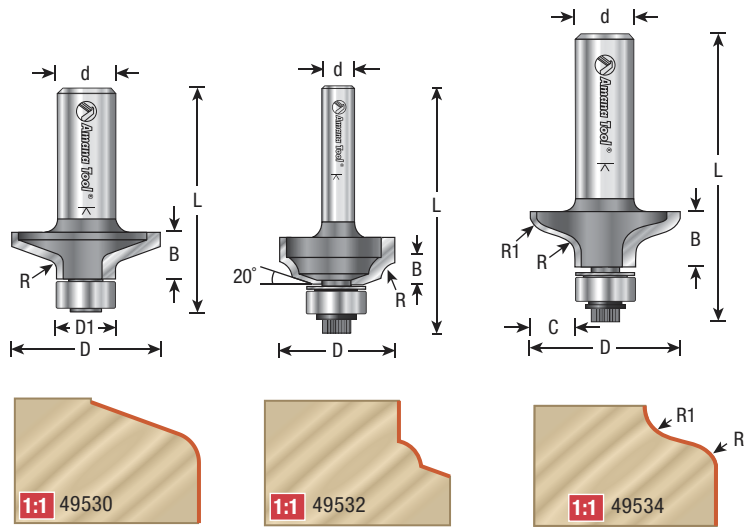
Replacement bearing #47706.



49537



49530



# CNC CABINET DOOR EDGE


## Insert Carbide

This innovative cutter is part of our Nova System™ (see pages 130-131). The hard, durable carbide blades provide durability, even on abrasive sheet stock. And because the profiles are interchangeable, you'll only need to purchase one bit. Choose from a wide variety of popular profiles illustrated below.



ØD	B	Ød	L	L1	Max RPM	Tool No.
40mm (1-1/2)	17.5mm (11/16)	3/4	110.5mm (4-3/8)	2.5mm (3/32)	28,000	RC-2470 *

\* NRC-A13 included.


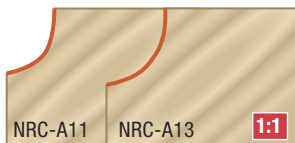
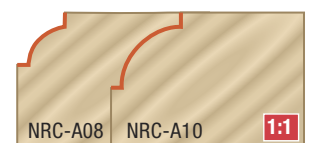
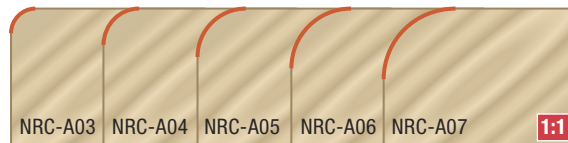
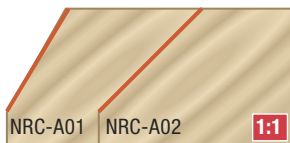


Includes both concave and convex knife retainers.



## MULTI-FACE PROFILES

For use with #RC-2470 cutter (above).

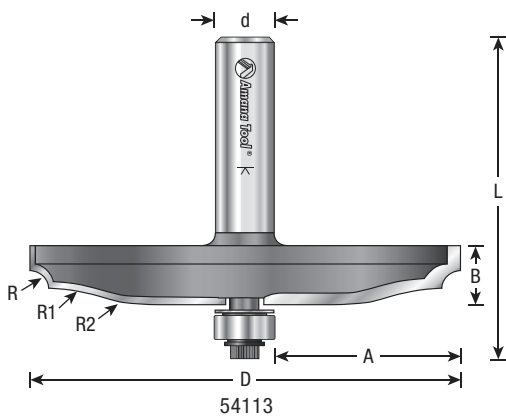




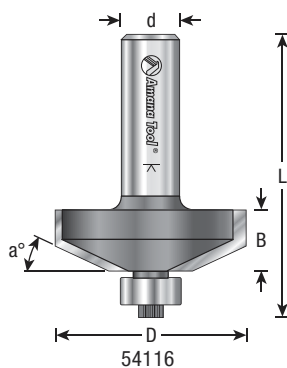
## RAISED PANEL

*Carbide Tipped • 2 Flute with Ball Bearing Guide*

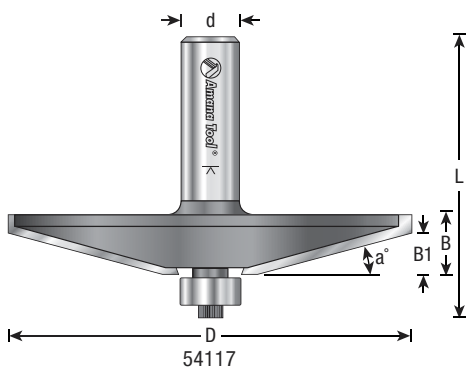
Create raised panels for cabinet doors, frame-and-panel furniture, and architectural paneling with a raised-panel bit. The cutter forms a fillet to delineate the raised field, a shaped band around the field, and an integral tongue to fit the panel groove in the frame members. The profile contour and the reveal width varies. All tools have 1/2" shanks. Must be used in a table-mounted 3+ horsepower router and run at reduced speed. Use these bits for panels with curved edges. Multiple passes recommended.



54113



54116



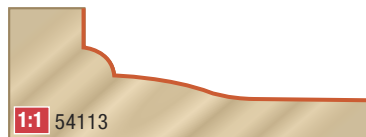
54117

### Architectural



ØD	*'A' Reveal	R	R1	R2	B	Ød	L	Tool No.
3-9/16	*1-17/32	5/32	1-23/32	57/64	1/2	1/2	2-43/64	<b>54113</b>

Replacement bearing #47706.



1:1 54113

### Traditional



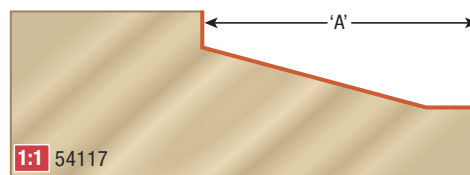
ØD	*'A' Reveal	a°	B	B1	Ød	L	Tool No.
1-5/8	*9/16	25°	1/2	—	1/2	2-3/8	<b>54116</b>
3-3/8	*1-7/16	15°	1/2	5/16	1/2	2-3/8	<b>54117</b> ▲ <sup>14</sup>

Replacement bearing #47706.

▲ **Warning:** Maximum RPM ▲<sup>14</sup> = 14,000



1:1 54116



1:1 54117



\* **Note:** Reveal ('A') on all tools shown above, reflects the total length of cut. Therefore, you must deduct 3/8" (usually) for allowing the panel to recess into the frame.

# RAISED PANEL (CONT'D)

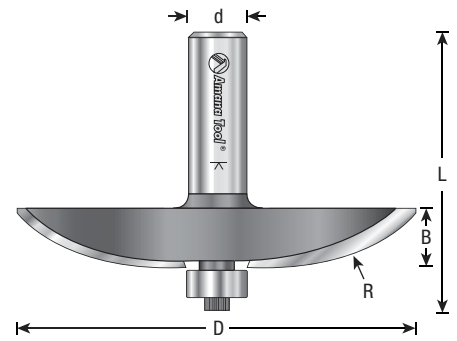
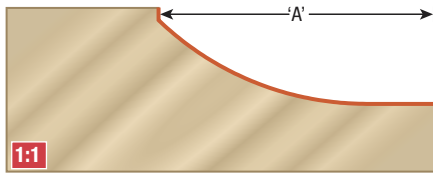
## Cove



ØD	*A' Reveal	R	B	Ød	L	Tool No.
3-3/8	*1-7/16	1-9/16	1/2	1/2	2-3/8	54119 ▲ <sup>14</sup>

Replacement bearing #47706.

▲ **Warning:** Maximum RPM ▲<sup>14</sup> = 14,000



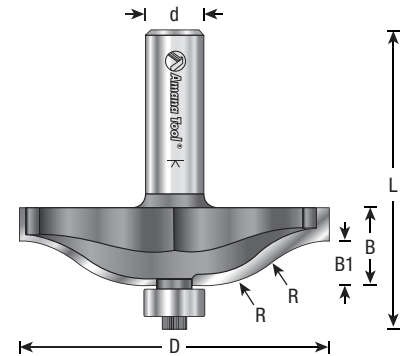
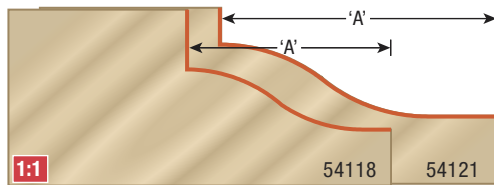
## Ogee



ØD	*A' Reveal	R	B	B1	Ød	L	Tool No.
2-5/8	*1-1/16	3/4	5/8	5/16	1/2	2-1/2	54118 ▲ <sup>20</sup>
3-3/8	*1-7/16	7/8	9/16	3/8	1/2	2-1/2	54121 ▲ <sup>14</sup>

Replacement bearing #47706.

▲ **Warning:** Maximum RPM ▲<sup>14</sup> = 14,000; ▲<sup>20</sup> = 20,000



# RAISED PANEL BACK CUTTER

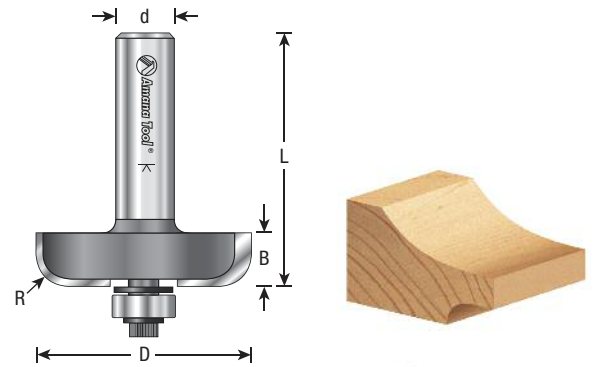

## Carbide Tipped • 2 Flute

Designed to cut back side of raised panels for a flush alignment with door frames. This cutter can be used with any of our raised panel router bits found on pages 186 and 187.



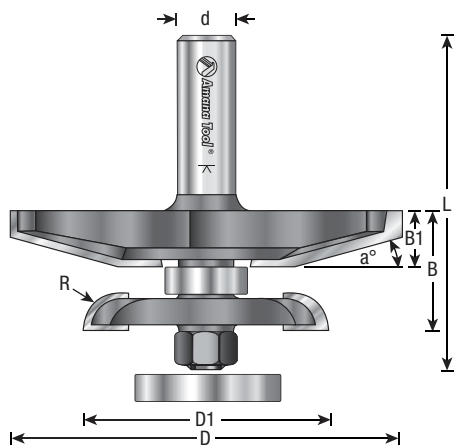
ØD	*A' Reveal	R	B	Ød	L	Tool No.
1-3/4	5/8	1/4	7/16	1/2	2-1/16	54278

Replacement bearing #47706.



\* **Note:** Reveal (A') on all tools shown above, reflects the total length of cut. Therefore, you must deduct 3/8" (usually) for allowing the panel to recess into the frame.





## RAISED PANEL WITH BACK CUTTER

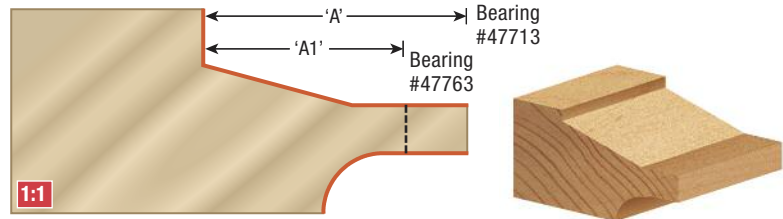
*Carbide Tipped • 2 Flute with Ball Bearing Guide*

Raised panels fit standard panel grooves, even when the panel thickness exceeds 5/8". As the main cutter raises the front of the panel, the back cutter mills the back to produce a standard-thickness tongue around the panel. Each tool is supplied with two different guide bearings, enabling you to stage cuts on curved edges effectively and safely. All tools have 1/2" shanks. Must be used in a table-mounted 3+ horsepower router and run at reduced speed. Multiple passes recommended.

*Traditional*



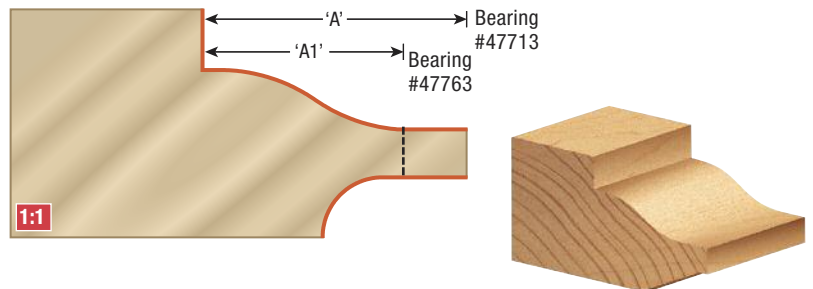
ØD	ØD1	'A'* Reveal	** 'A1'	a°	R	B	B1	Ød	L	Tool No.
3-3/8	2-1/8	1-3/8	1-1/16	15°	5/16	1-1/16	1/2	1/2	2-15/16	54227 ▲▲12



*Ogee*



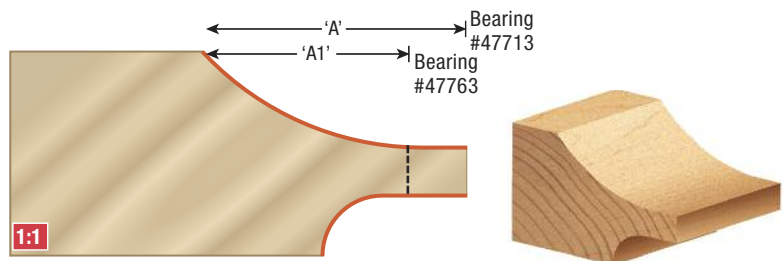
ØD	ØD1	'A'* Reveal	** 'A1'	R	R1	B	B1	Ød	L	Tool No.
3-3/8	2-1/8	1-3/8	1-1/16	7/8	5/16	1-1/16	5/8	1/2	3-1/16	54221 ▲▲12



*Cove*



ØD	ØD1	'A'* Reveal	** 'A1'	R	R1	B	B1	Ød	L	Tool No.
3-3/8	2-1/8	1-3/8	1-1/16	1-9/16	5/16	1-1/16	1/2	1/2	2-15/16	54229 ▲▲12



\* **Note:** Reveal ('A') on all tools shown above, reflects the total length of cut. Therefore, you must deduct 3/8" (usually) for allowing the panel to recess into the frame.

\*\* **Note:** To receive ('A1') use bearing #47713. Bearing included with tool.  
Replacement bearing #47713 (8mm x 16mm) and #47763 (8mm x 1-1/4").

Back Cutter #55435 = 1/4" Kerf; 5/16" Radius Cutter.

▲ **Warning:** Maximum RPM ▲<sub>12</sub> = 12,000

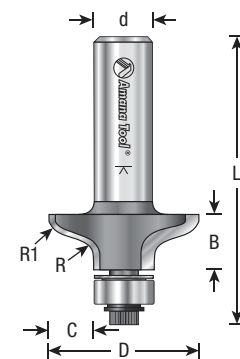

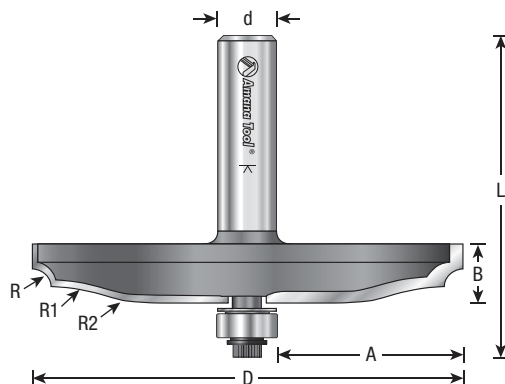

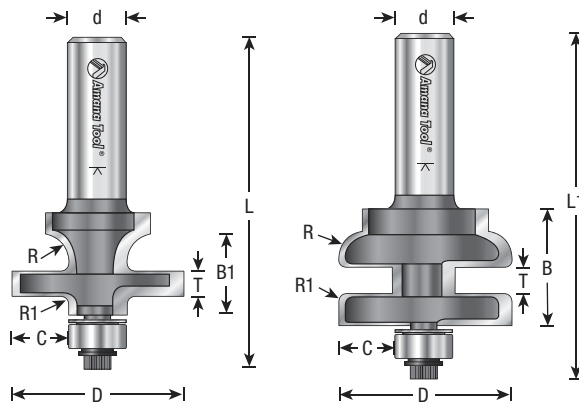
# ARCHITECTURAL DOOR

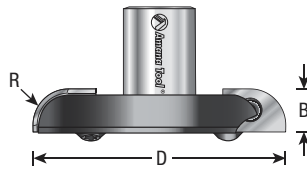
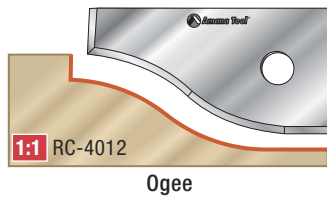
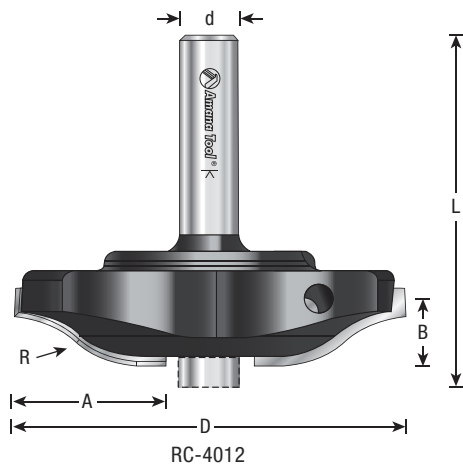
Carbide Tipped • 2 Flute with Ball Bearing Guide



ØD	B	B1	R	R1	R2	C	A	T	Ød	L	L1	Type	Tool No.
1-15/32	1	55/64	1/4	5/64	—	1/2	—	7/32	1/2	2-13/16	2-15/16	Stile & Rail Set	55428
3-9/16	1/2	—	5/32	1-23/32	57/64	—	1-17/32	—	1/2	2-1/4	—	Raised Panel	54113
1-1/4	7/16	—	7/32	9/64	—	3/8	—	—	1/2	1-15/16	—	Door Edge	49534

Replacement bearing #47706.





## RAISED PANEL

*Insert Carbide • 2 Flute • Ogee*

Insert Raised panel bits for CNC machine or router table. Bits include ball bearing and anti-dust plug. May also be used with optional back cutter below.

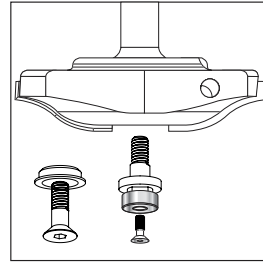


ØD	B	Ød	R	A	L	Knife	Tool No.
3-3/8	3/4	1/2	7/8	1-3/8	2-3/4	RCK-226	<b>RC-4012*</b>

Above insert raised panel bit includes plug, ball bearing and retaining screw.

Replacement bearing #47706.

**\* Remove bearing before CNC use.**



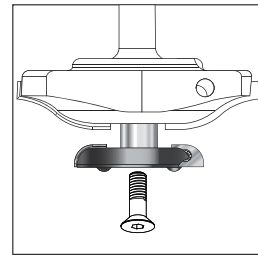
## BACK CUTTER

*(Optional) • Insert Carbide • 2 Flute*

For use in above insert raised panel cutters.



ØD	B	R	Repl. Knife	Tool No.
2-1/8	23/64	5/16	RCK-232	<b>RC-4102</b>



## CNC MULTI PROFILE RAISED PANEL

### Insert Carbide

Insert profile router bit with two cutting flutes. Suitable for producing various raised panel profiles in softwood, hardwood and man-made boards. Optional small trimmer is available for machining the edge of the panel. One router will take all five different profiles. For use on routers and machining centers with CNC control.



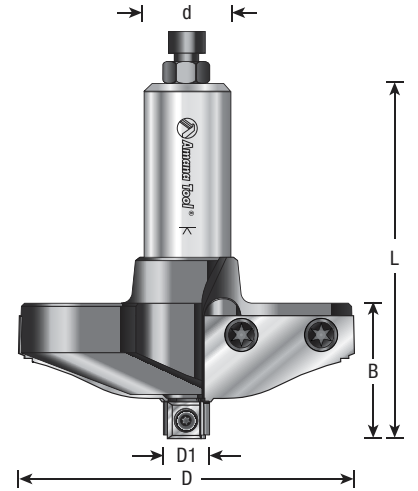
ØD	ØD1	B	Ød	L	Repl. Knife	Tool No.
112mm(4-7/16)	18mm(23/32)	28mm(1-1/8)	3/4	110mm(4-11/32)	RCK-200	<b>RC-4000</b>
112mm(4-7/16)	18mm(23/32)	28mm(1-1/8)	3/4	110mm(4-11/32)	RCK-210	<b>RC-4001</b>
112mm(4-7/16)	18mm(23/32)	28mm(1-1/8)	3/4	110mm(4-11/32)	RCK-220	<b>RC-4002</b>
112mm(4-7/16)	18mm(23/32)	28mm(1-1/8)	3/4	110mm(4-11/32)	RCK-230	<b>RC-4003</b>
112mm(4-7/16)	18mm(23/32)	28mm(1-1/8)	3/4	110mm(4-11/32)	RCK-260	<b>RC-4006</b>

**▲ Warning:** Maximum RPM=8,000

Maximum depth of cut per pass = 1.85"

Feed Rate = 240 inches per minute (IPM)

Chip Load = 0.012"

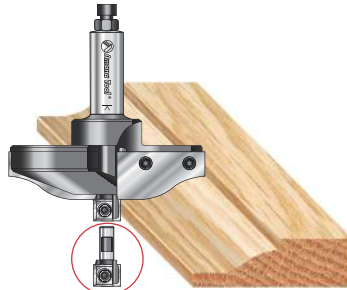
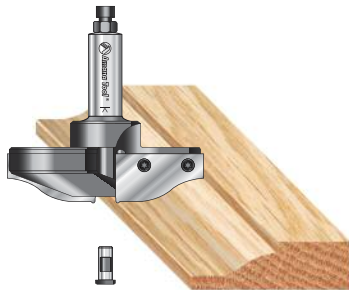


## TRIMMER BIT

(Optional) • Insert Carbide • 2 Flute



ØD1	B	B1	Ød	L	Repl. Knife	Tool No.
18mm(23/32)	12mm(15/32)	18mm(23/32)	8mm(5/16)	31mm(1-1/4)	AMA-12	<b>RC-4100</b>

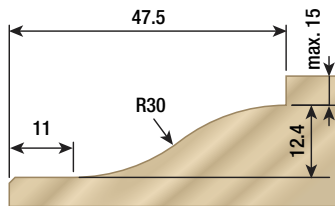


RC-4100

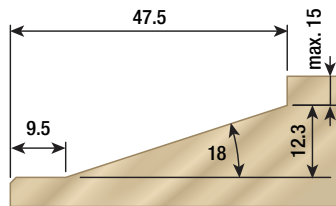


## INSERT CARBIDE KNIVES FOR MULTI PROFILE RAISED PANEL

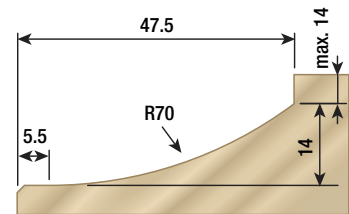
(Wood profiles not shown at actual size.)



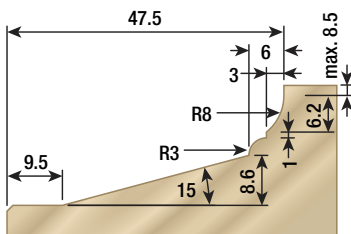
RCK-200



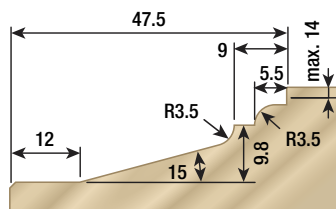
RCK-210



RCK-220



RCK-230



RCK-260



RCK-260









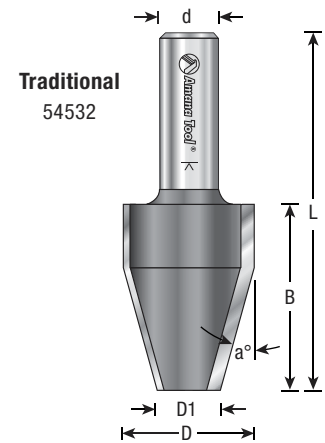
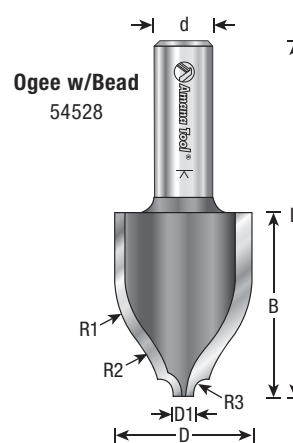
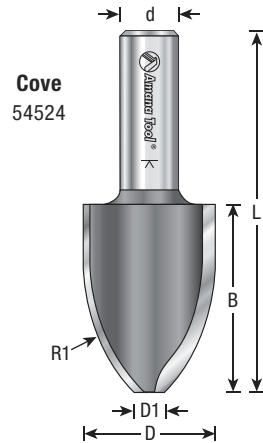
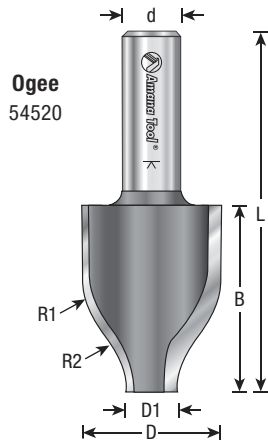
## VERTICAL RAISED PANEL

Carbide Tipped • 2 Flute

Raised panels with a low-horsepower, fixed speed router using these VERTICAL raised panel bits. You must do the work on a router table, with the work on edge, braced against the fence. Arched or curved shapes (i.e.: "cathedral" door panels) cannot be routed. To prolong tool life and get the best cut finish, several passes are recommended.



ØD	ØD1	B	a°	R1	R2	R3	Ød	L	Type	Tool No.
1-3/16	7/16	1-5/8	—	7/8	23/32	—	1/2	3-1/8	Ogee	54520
1-1/8	9/32	1-5/8	—	1-9/16	—	—	1/2	3-1/8	Cove	54524
1-3/16	3/16	1-5/8	—	7/8	23/32	1/8	1/2	3-1/8	Ogee w/Bead	54528
1-1/8	19/32	1-5/8	15°	—	—	—	1/2	3-1/8	Traditional	54532



# CNC MULTI PROFILE

Insert Carbide • For MDF and Wood Cabinet Doors

## VIOLA STYLE

W = width of the frame.

H = maximum depth of the frame.

The dimension W determines the frame width.

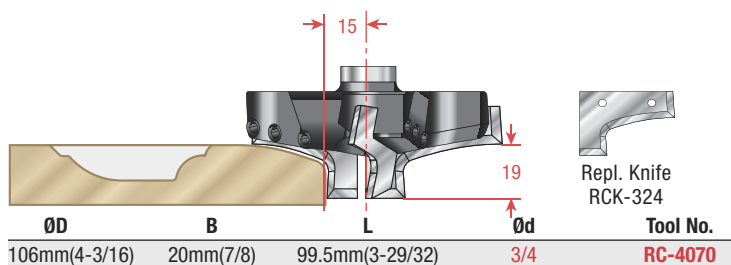
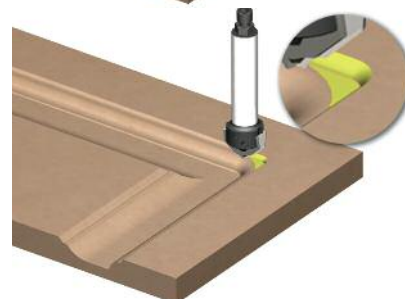
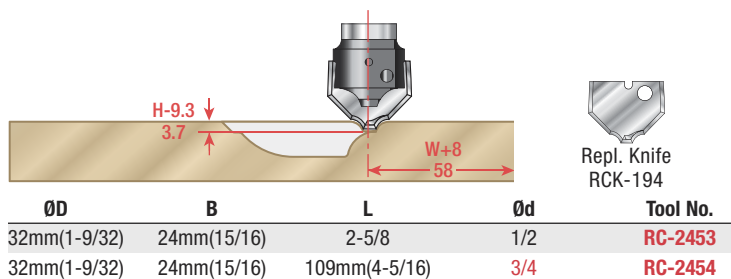
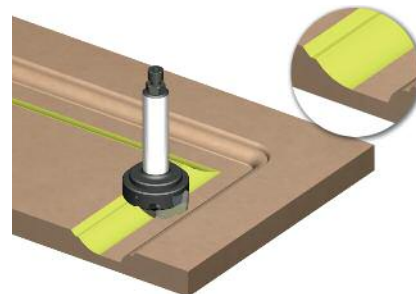
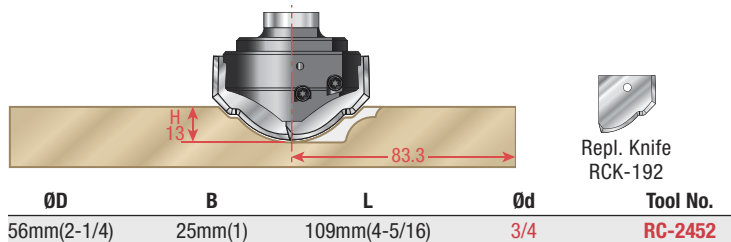
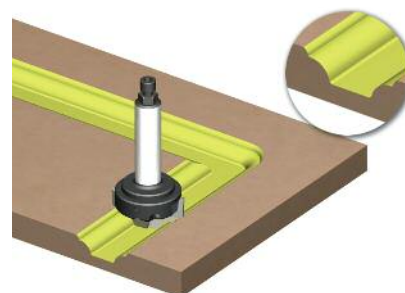
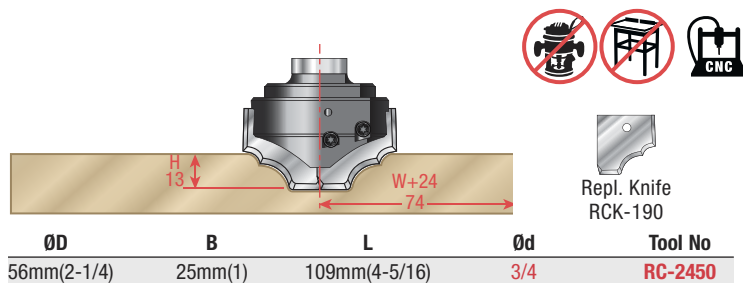
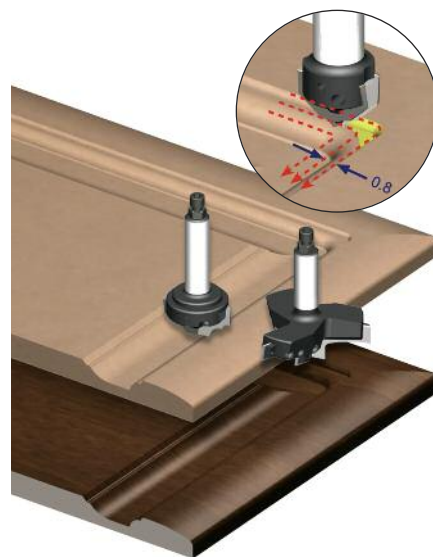
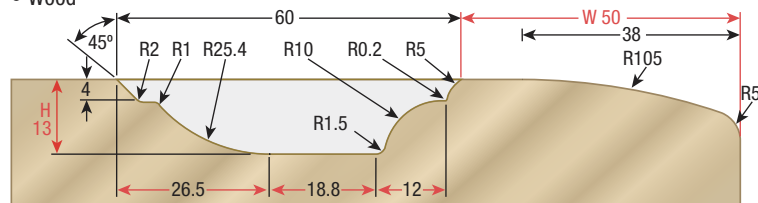
The dimension H determines the profile depth.

In the example shown, W = 50 and H = 13.

Any change in the dimensions of the frame width and depth should be done according to the formula that is written on each tool drawing.

### Excellent for Cutting:

- MDF
- Wood



⚠ Warning: Maximum RPM=10,000

PC-AH&S CNC feed and speed available online

# MDF Cabinet Door

## CNC Insert Router Bits

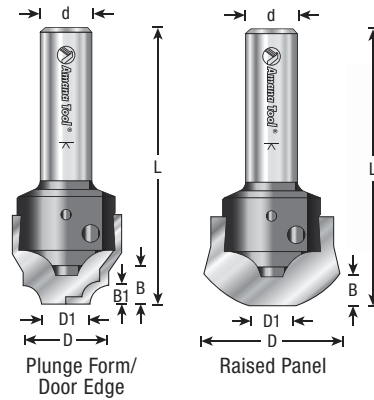
Excellent for Cutting MDF & Wood!



ØD	D1	B	Style	B1	Ød	L	Repl. Knife	Tool No.
3/4	7/16	7/16	Cove & Bead	1/8	1/2	2-5/8	RCK-490	<b>RC-2490</b>
25/32	7/16	23/64	Bead	3/16	1/2	2-5/8	RCK-480	<b>RC-2480</b>
25/32	7/16	15/32	Ogee	—	1/2	2-5/8	RCK-481	<b>RC-2481</b>
25/32	7/16	7/16	Ogee	1/4	1/2	2-5/8	RCK-482	<b>RC-2482</b>
27/32	7/16	19/64	Bead	7/64	1/2	2-5/8	RCK-494	<b>RC-2494</b>
1-17/64	7/16	27/64	Ogee	—	1/2	2-5/8	RCK-496	<b>RC-2496</b>
1-11/32	7/16	19/64	Corner Rounding	—	1/2	2-5/8	RCK-498	<b>RC-2498</b>
1-11/32	7/16	23/64	Classical Cove	—	1/2	2-5/8	RCK-499	<b>RC-2499</b>
1-3/8	15/32	25/64	Traditional	—	1/2	2-5/8	RCK-483	<b>RC-2483</b>
1-7/64	7/16	1/4	Ogee	7/64	1/2	2-5/8	RCK-484	<b>RC-2484</b>
1-11/32	23/64	17/64	Cove	—	1/2	2-5/8	RCK-485	<b>RC-2485</b>
1-11/32	25/64	21/64	Traditional	—	1/2	2-5/8	RCK-486	<b>RC-2486</b>

Each tool includes 2 knives. Tool body #NS-102.

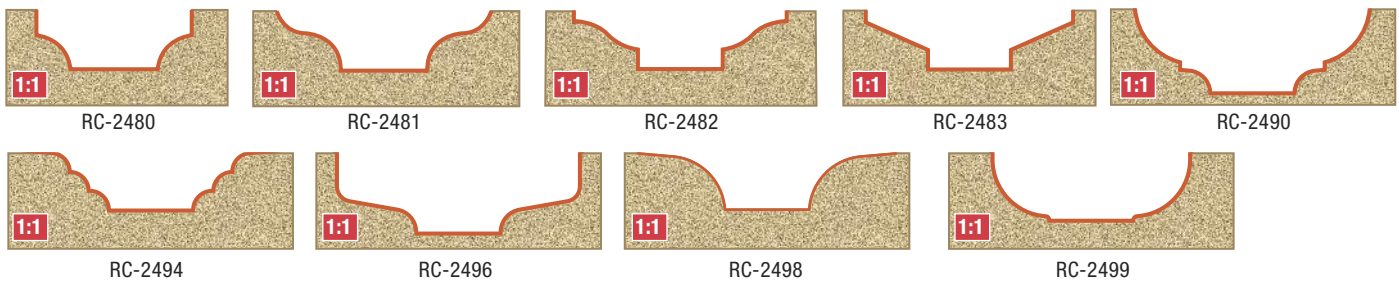
Replacement knives are interchangeable and may be purchased separately.



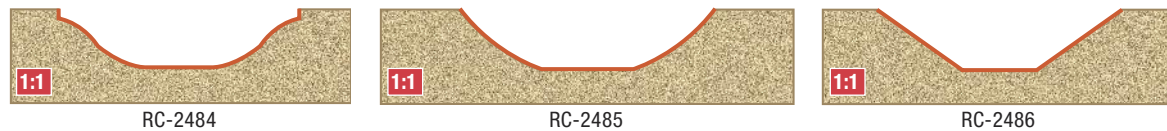
### Insert Carbide for Cabinet Simulated Raised Panel & Door Edge

Series of profiles utilizing our Nova™ Tool body system of interchangeable solid carbide knives (see pages 130-131) are designed to give the appearance of a Raised Panel door in MDF or solid panels. One pass is all that is needed for a simple raised panel look using one of the "Plunge Form" profiles. Replacement knives are MDF Grade Carbide and will last much longer than standard brazed carbide tipped bits.

### Plunge Form/Door Edge

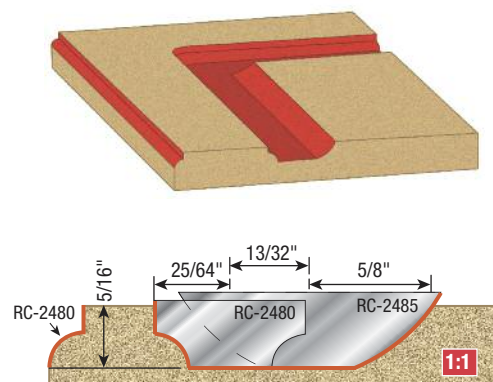
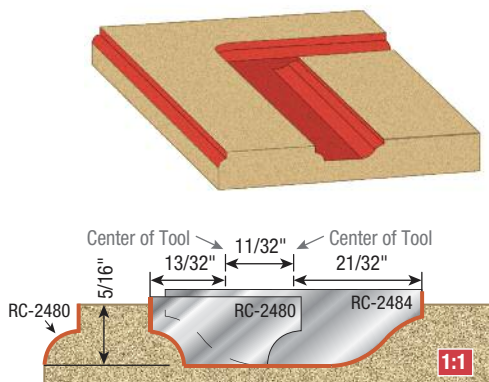


### Raised Panel

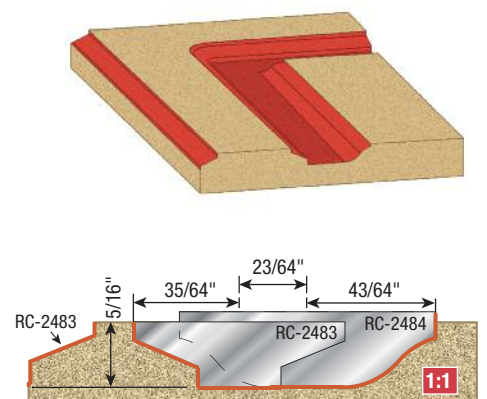
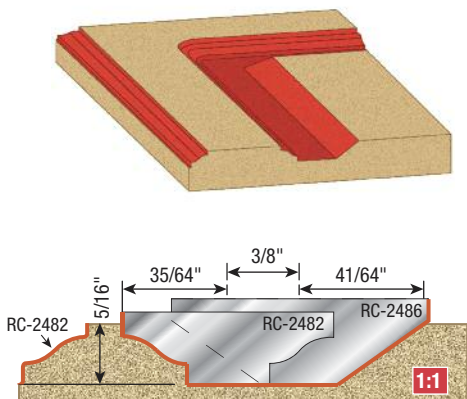
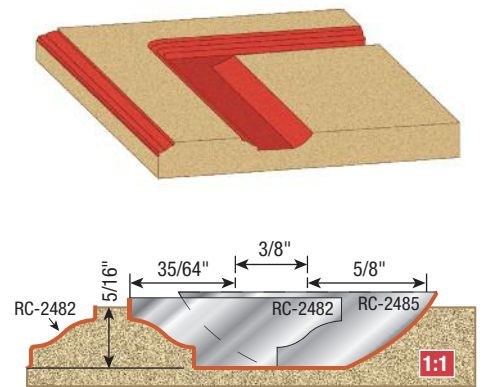
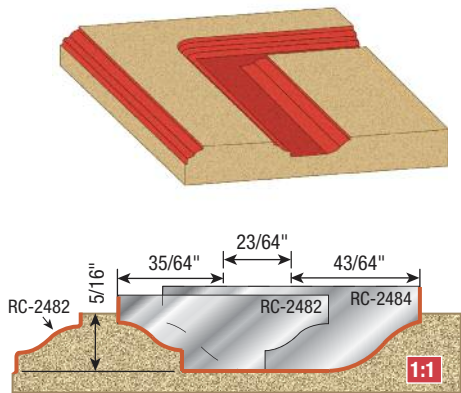
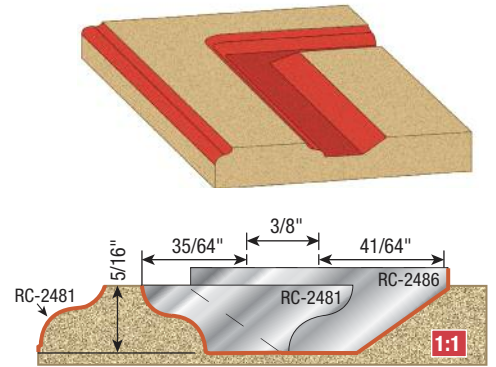
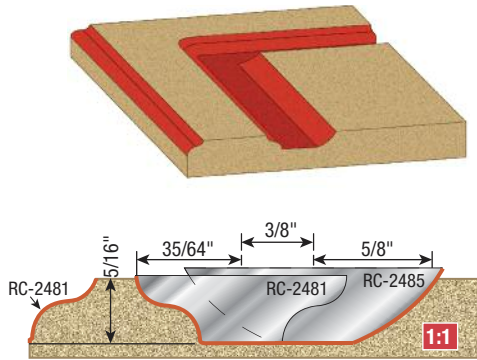
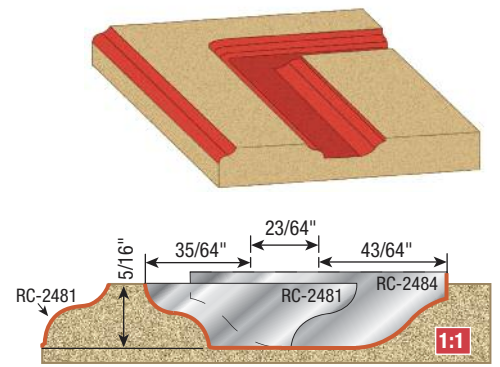
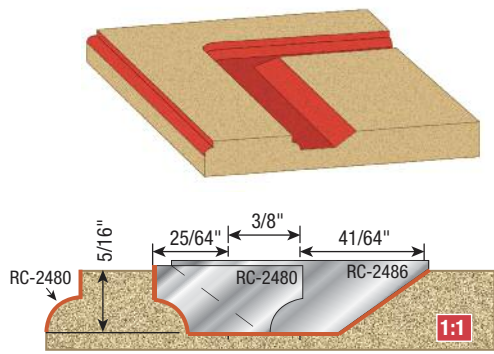


## CREATE A MORE AUTHENTIC RAISED PANEL WITH A DEEPER REVEAL

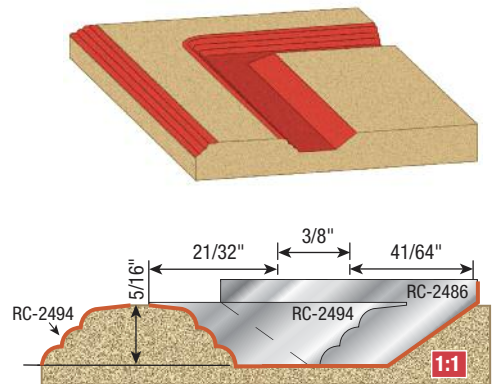
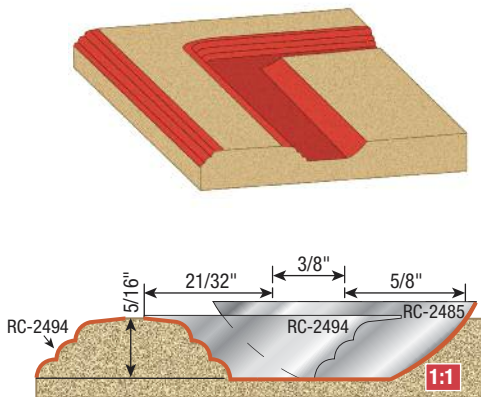
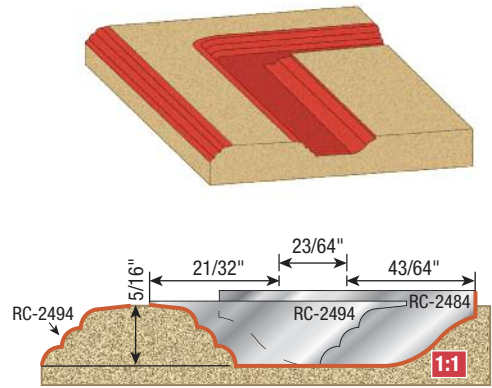
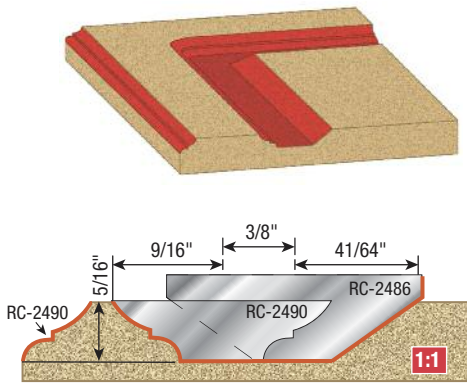
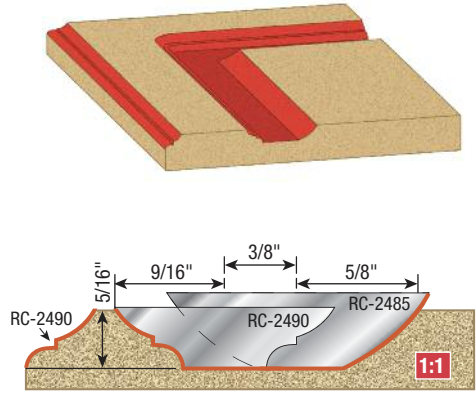
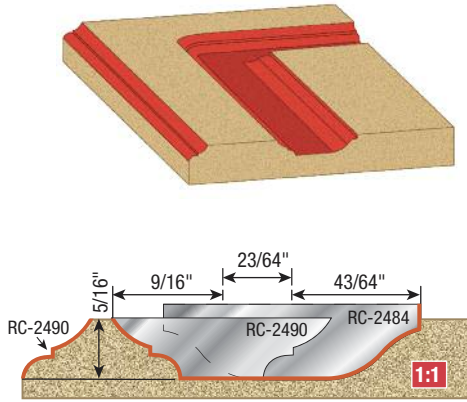
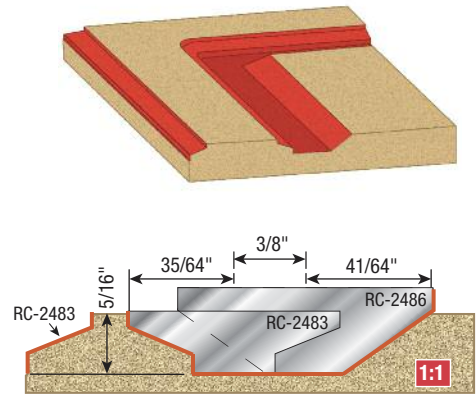
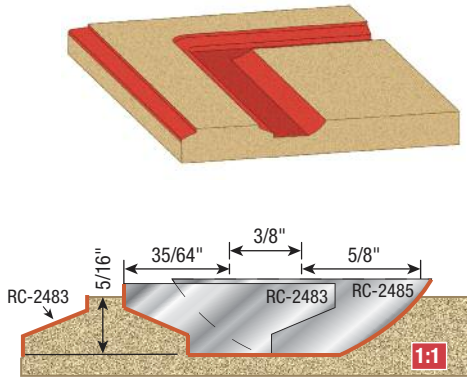
Use one of the many "Raised Panel" profiles in conjunction with the "Plunge Form" profile for one pass each. Complete the look with one pass of the door edge using any "Plunge Form" bit.

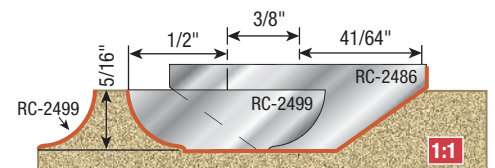
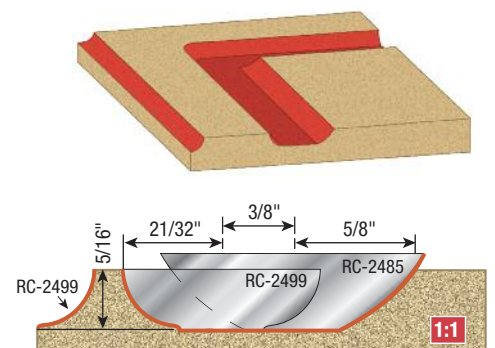
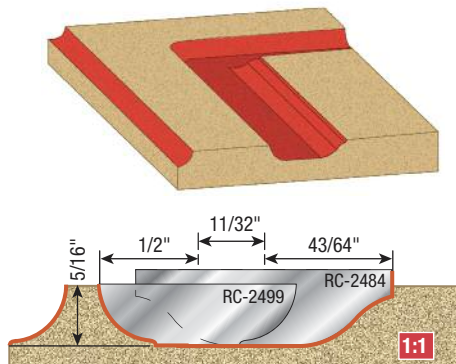
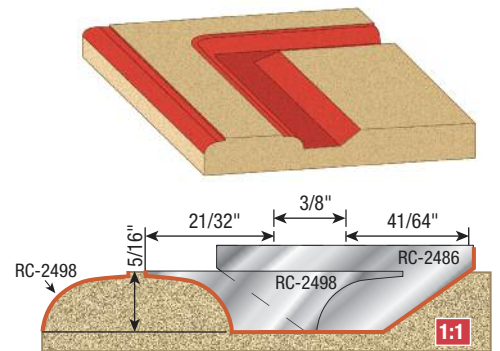
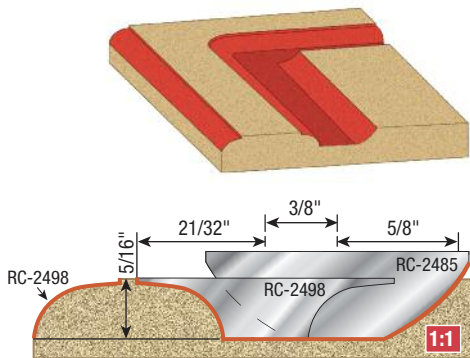
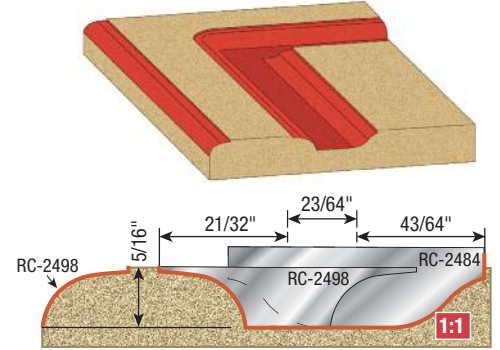
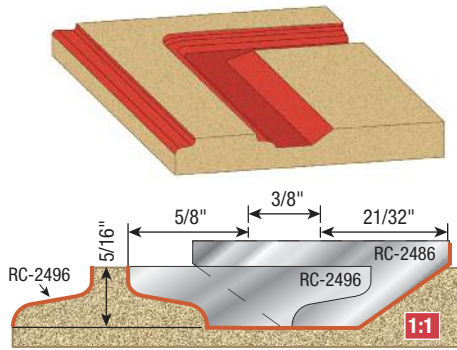
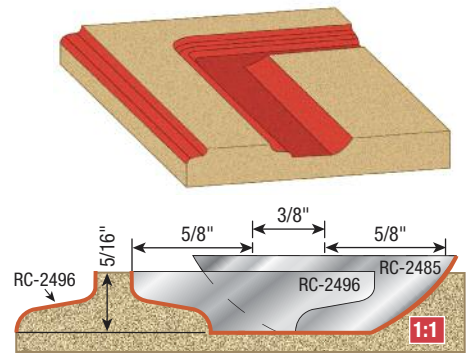
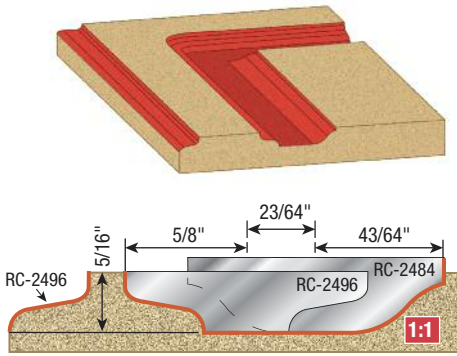










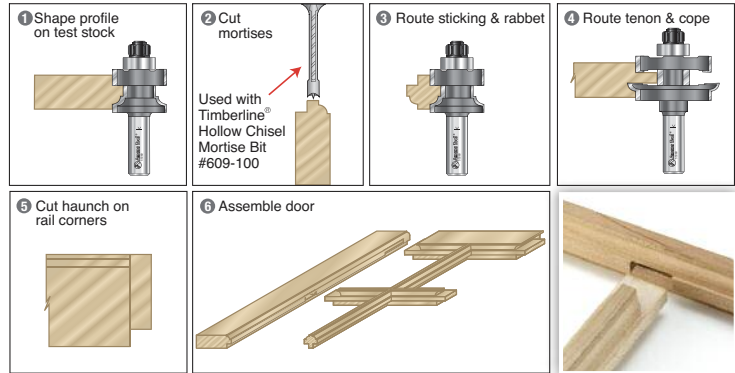


# DIVIDED LIGHT ROUTER BIT SET



Carbide Tipped • 2 Flute

Make strong, attractive divided light doors with real mortise-and-tenon joints. The first bit shapes the decorative sticking along with a rabbet for the glass. The second bit cuts the cope and the tenon. Once assembled, all of the door frame parts, stiles, rails, muntins and mullions, interlock with 3/4" long tenons.



Each Divided Light Router Bit Set includes Step-by-Step Full Color Instruction Manual

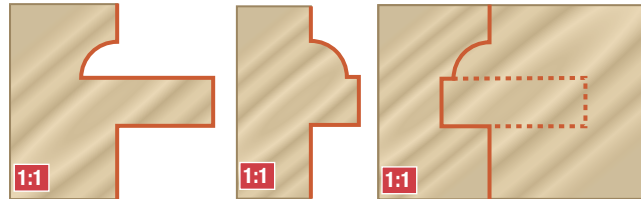


## 3/4" To 7/8" Material

If you've wanted to construct true divided light doors for fine furniture and cabinets, look no further. Mullions are 3/4" wide.

ØD	ØD1	B	B1	R	Ød	L	Tool No.
2-1/8	1-1/4	1	1/4	3/16	1/2	3-1/8	55360

Replacement bearing #47759.

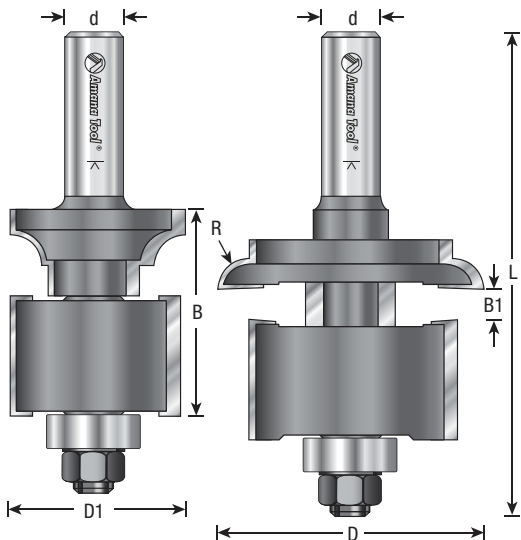
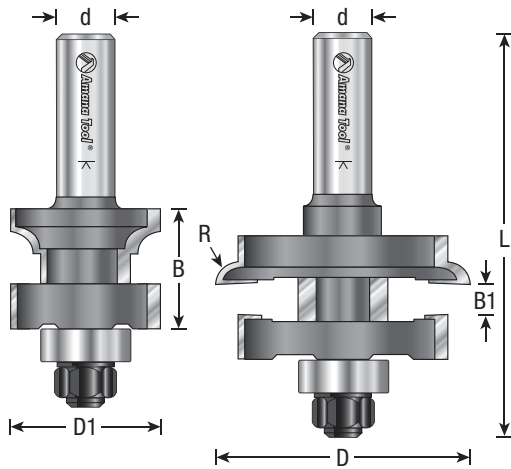
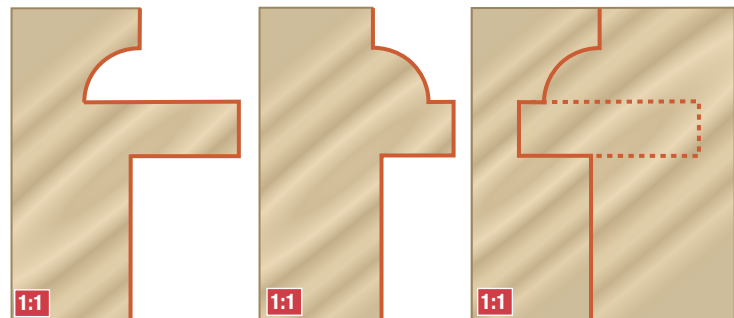


## 7/8" To 1-1/2" Material

The wide mullions are perfect for large-scale furniture, cabinets, and architectural woodwork such as casement windows. Mullions are 1" wide.

ØD	ØD1	B	B1	R	Ød	L	Tool No.
2-3/16	1-7/16	1-5/8	1/4	1/4	1/2	3-3/4	55362

Replacement bearing #47759.





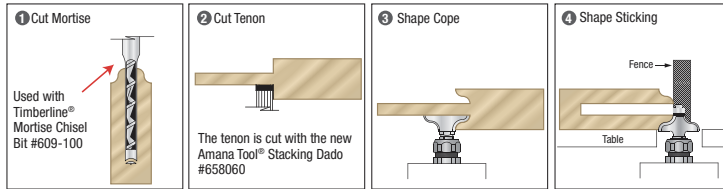
# STUB SPINDLE & COPE CUTTER DOOR SYSTEM

Carbide Tipped • 2 Flute



Want the beauty of traditional cope and stick doors with the strength and longevity of true mortise-and-tenon joinery? Our design allows you to make beautiful doors with tenons of any length you choose.

This unique door-making system utilizes a "stub" spindle & cope cutter arrangement. The counterbored cope cutter is secured to the spindle with a cap screw. A matching profile bit is used to shape the decorative ogee "sticking" along the edges of the stiles and rails. As the cope is cut on the ends of the rails, the tenon passes over the top of the bit unobstructed.



Each Stub Spindle & Cope Cutter includes *Full Color Instruction Manual*



## ENTRY DOOR SYSTEM

1-3/4" Material

ØD	ØD1	B	R	Ød	L	Type	Tool No.
2	3/4	11/16	11/32	1/2	2	Cope Cutter w/Stub Spindle	<b>47511</b>
1-3/4	—	11/16	11/32	1/2	2-3/16	Ogee Bit	<b>54131</b>

Replacement Parts: Cope cutter: #47510.  
Stub spindle with screw: #47617.  
Screw for stub spindle: #67012.  
Ball bearing: #47706.



## SCREEN DOOR SYSTEM

1-1/8" Material

ØD	ØD1	B	R	Ød	L	Type	Tool No.
1-1/2	3/4	15/32	7/32	1/2	2	Cope Cutter w/Stub Spindle	<b>47513</b>
1-1/4	—	15/32	7/32	1/2	1-7/16	Ogee Bit	<b>54173</b>

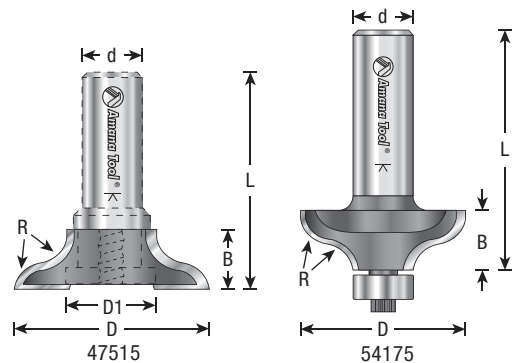
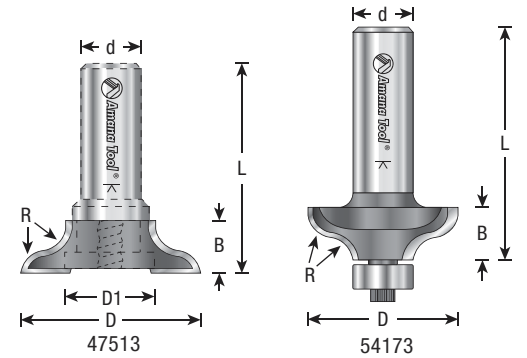
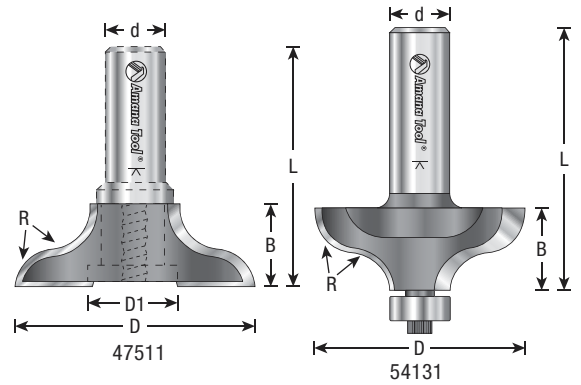
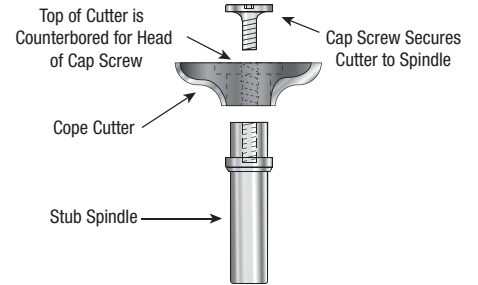

Replacement Parts: Cope cutter: #47512. Stub spindle with screw: #47617.  
Screw for stub spindle: #67012. Ball bearing: #47706.

## CABINET DOOR SYSTEM

7/8" Material

ØD	ØD1	B	R	Ød	L	Type	Tool No.
1-5/8	3/4	3/8	1/4	1/2	2	Cope Cutter w/Stub Spindle	<b>47515</b>
1-3/8	—	3/8	1/4	1/2	1-31/32	Ogee Bit	<b>54175</b>

Replacement Parts: Cope cutter: #47514. Stub spindle with screw: #47617. Screw for stub spindle: #67012. Ball bearing: #47706.



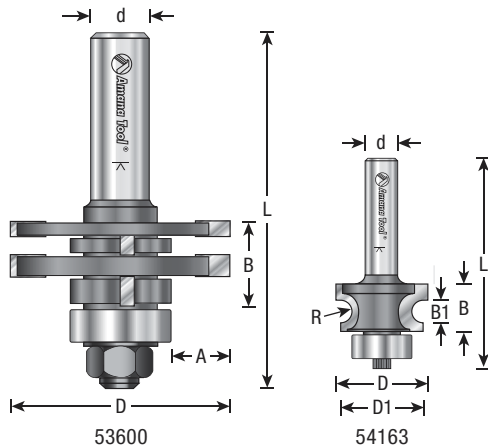




You'll need just two bits:  
the **Quadraset #53600** and  
**Corner Bead #54163**.

## CONSTRUCT YOUR OWN WAINSCOT DOOR



Wainscot doors can be a beautiful addition to an informal, country style kitchen; their beaded panels are reminiscent of times long past.



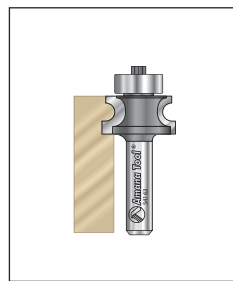
ØD	ØD1	A	R	B	B1	Ød	L	Tool No.
1-7/8	—	1/2	—	1/8 to 23/32*	—	1/2	3	<b>53600</b> ♦
49/64	11/16	—	3/32	25/64	3/16	1/4	1-3/4	<b>54163</b>

\* A full 3/4" cut can be achieved using one additional #53107 cutter


♦ Use in a table-mounted router. **Not for use in a handheld router!**



1 Cut Joint Frame



2 Shape the Wainscot



3 Assemble



## HISTORICAL SHAKER DOOR

*Carbide Tipped • 2 Flute*

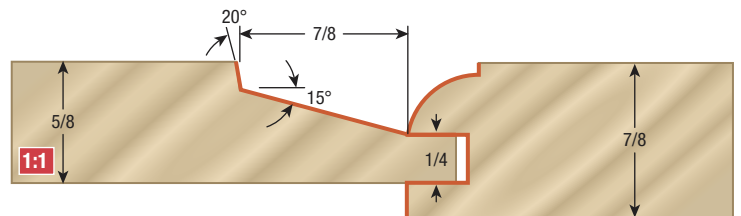
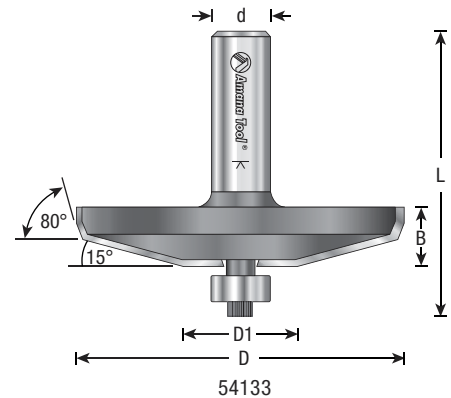
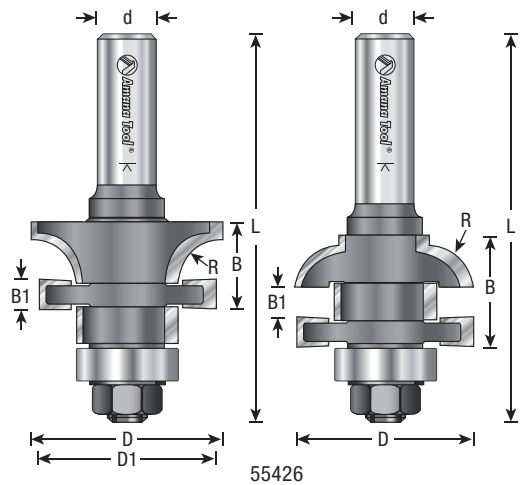
*7/8" Frame Material and 5/8" Panel Material*

If you'd like to reproduce exact Shaker details on your next project, we've got the bits that you need. This Shaker door set creates a short, steep 20 degree beveled panel edge just like doors on Shaker originals. A simple thumbnail profile along the inside edges of the frame duplicates the original profile to complete the authentic look.



ØD	D1	B	R	B1	Ød	L	Type	Tool No.
2-13/16	1	33/64	—	—	1/2	2-1/64	Raised Panel	<b>54133</b>
1-5/8	1-1/2	7/8	3/8	1/4	1/2	3-1/2	2 Piece Set	<b>55426</b>

Replacement bearing #47708 for tool #55426.

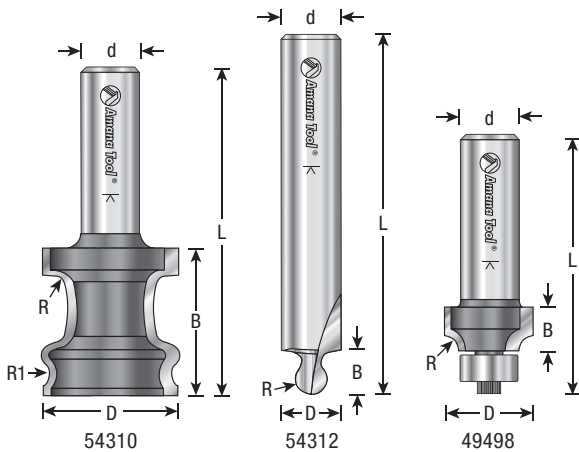




**INDUSTRIAL**

# Tambours

No Cloth, Glue or Wires!



## TAMBOUR DOOR SET

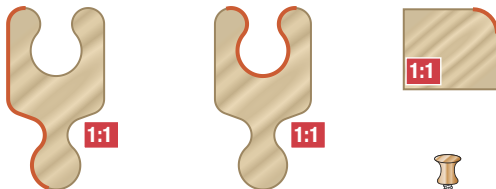
*U.S. Patent No. 7,810,532*

*Carbide Tipped • 2 Flute*

- Unique 3-piece router bit set with antique solid brass knob
- Shapes tambours that interlock with a ball-and-socket joint
- Unlike ordinary tambours, there is no need for cloth, glue or wires
- Each slat measures approximately 1/2" x 1"
- Minimum radius for the tambour door is 3-1/2"

The set is easy to set up and use. The first bit (#54310) shapes the face of the stock; cutting from each face completes the contour of the ball. Afterwards, a second bit (#54312) is used to shape the socket. A third bit in the set (#49498) is used to shape the end of the tambour which provides a place to mount a pull for opening the completed tambour.


And, assembly is easy. Simply slide the slats together to create a beautiful, flexible tambour that's perfect for creating your own roll top desk, breadbox, kitchen countertop storage areas and more.



AB210  
Antique  
Solid Brass  
Knob

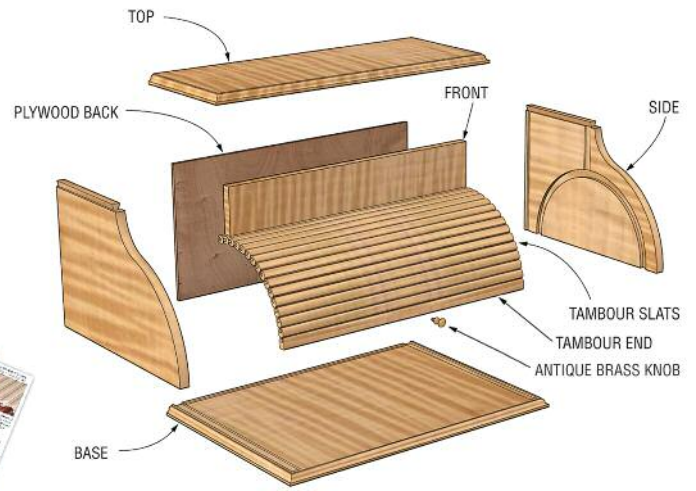
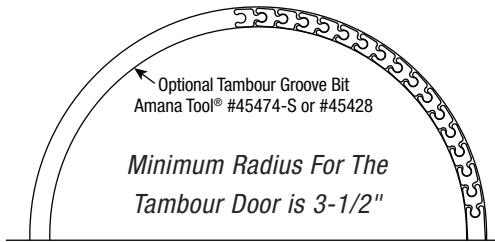


ØD	R	R1	B	Ød	L	Tool No.
<b>Complete 3 Piece Set Includes 1 Antique Knob and:</b>						<b>54314</b>
1-3/16	1/8	5/64	1-1/4	1/2	2-3/4	<b>54310</b>
1/2	5/64	—	3/8	1/2	3	<b>54312</b>
3/4	1/8	—	3/8	1/2	2-5/16	<b>49498</b>



Set #54314





Each Tambour Door Router Bit Set includes  
**Full Color Instruction Manual & DVD**  
1. How to make a tambour door.  
2. How to make a breadbox.



Watch Video Online  
<http://www.amanatool.com/videos>

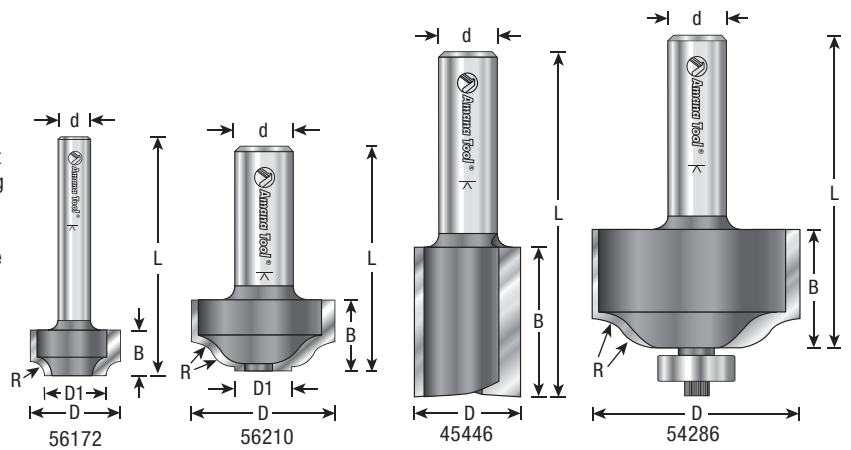


## STACKING BOXES SET

Carbide Tipped • 2 Flute

The carefully crafted sides of each box feature fine details that you create yourself with a router and the Amana Tool® Stacking Boxes Router Bit Set. The set also includes an ogee bit to rout the profile on the lid, two antique brass knobs, and a complete set of instructions to guide you step-by-step through the entire construction process.

AB210  
Antique  
Solid Brass  
Knob



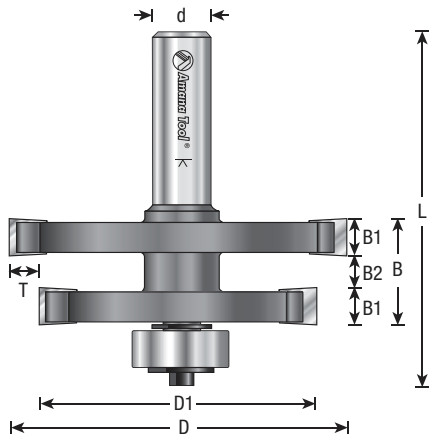
ØD	ØD1	R	B	Ød	L	Tool No.
Complete 4 Piece Router Bit Set Includes 2 Antique Knobs and:						<b>58110</b>
1-3/16	15/32	15/64	19/32	1/2	1-7/8	<b>56210</b>
7/8	—	—	1-1/4	1/2	2-7/8	<b>45446</b>
3/4	1/2	1/8	3/8	1/4	2	<b>56172</b>
1-3/4	—	23/64	1	1/2	3	<b>54286</b>

Replacement bearing #47708 for Tool #55426.

Each Stacking Boxes Router Bit Set includes  
**Full Color Instruction Manual**







## OFFSET MORTISE-AND-TENON FOR MISSION STYLE GLASS DOOR

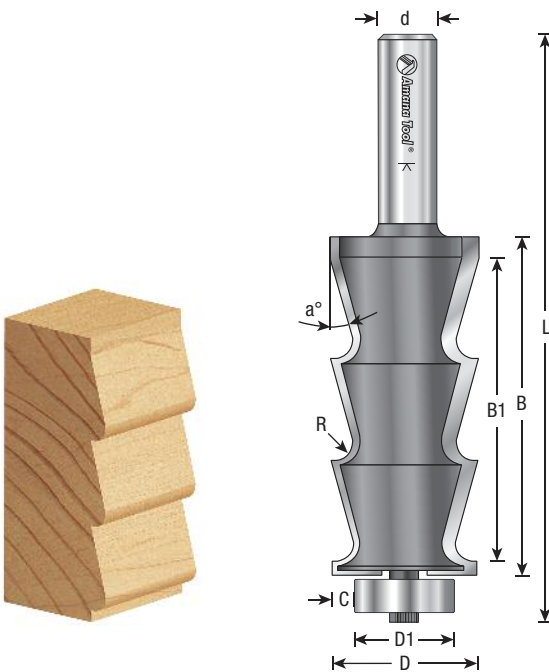
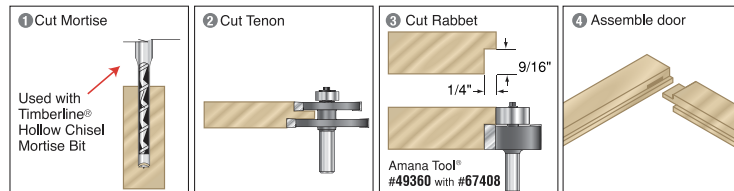
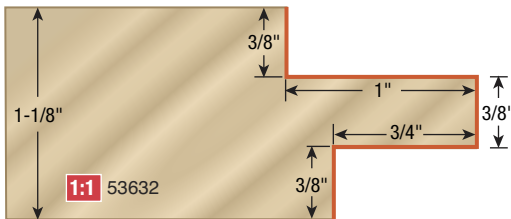
*Carbide Tipped • 2 Flute*

The strongest construction method for making doors is the mortise-and-tenon joint. These new bits allow you to make tenons with offset shoulders. This makes it easy to construct offset mortise-and-tenon joints for Mission Style glass doors.



ØD	ØD1	B	B1	B2	T	Ød	L	Use Mortise	Tool No.
2-7/8	2-3/8	1-1/8	3/8	3/8	1/4	1/2	2-5/8	609-120	53632

Replacement parts: Bearing #47708; Screw #67090; Key #5004.



## LOUVER/SHUTTERS

*Carbide Tipped • 2 Flute with Ball Bearing Guide*


Create custom louver doors. Now you can easily simulate the timeless look of wooden shutters (louvers) with this new industrial quality router bit.



ØD	ØD1	R	B	B1	C	a°	Ød	L	Tool No.
1-1/4	22mm	5/32	2-29/32	2-9/32	3/16	15°	1/2	5-5/32	54246 ▲ <sup>12</sup>

Replacement bearing #47776.

▲ **Warning:** Maximum RPM ▲<sup>12</sup> = 12,000



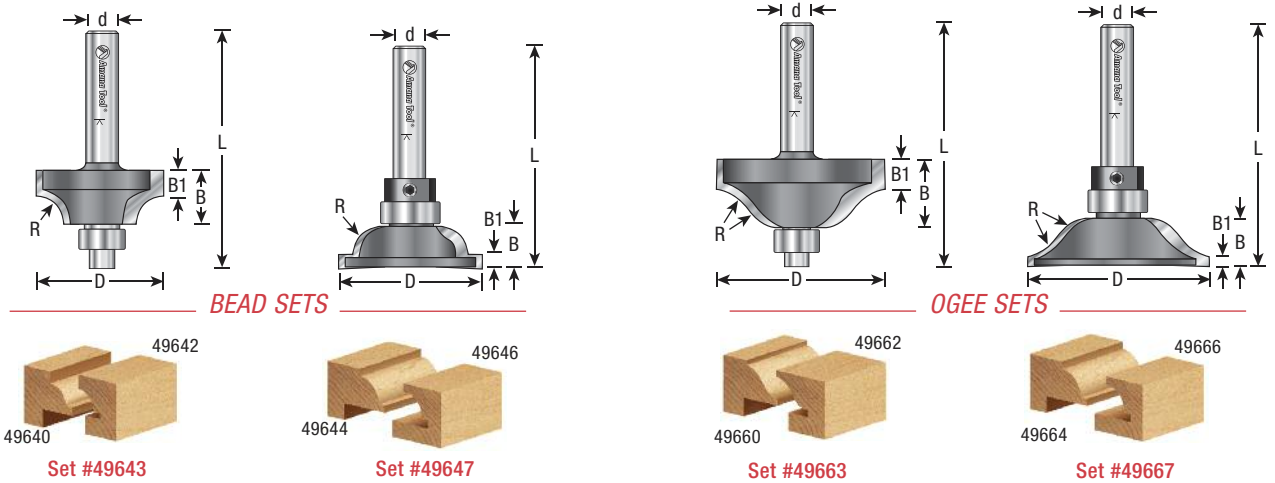
# PROFILE SETS

Carbide Tipped • 2 Flute with Ball Bearing Guide



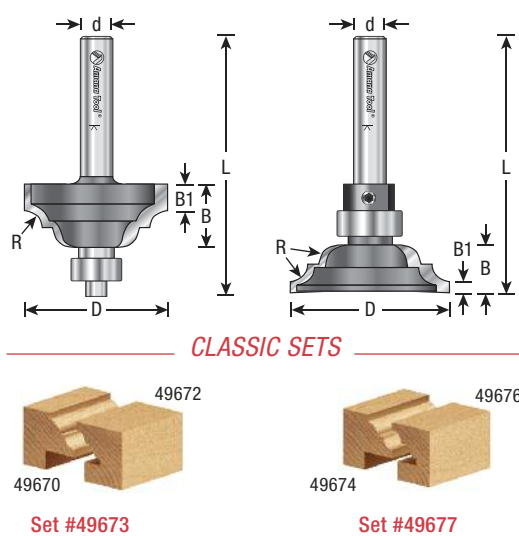
For glass doors, window, paneling as well as stile and rail work (the panel groove and stub tenon must be cut separately).

The inverted hand cutters will produce copes that nest perfectly into the profiles cut by the matching “regular” bits. In addition, the inverted head allows you to profile edges that are out of the reach of regular profile bits. Equipped with ball bearing guides, either on the tip or on the shank.

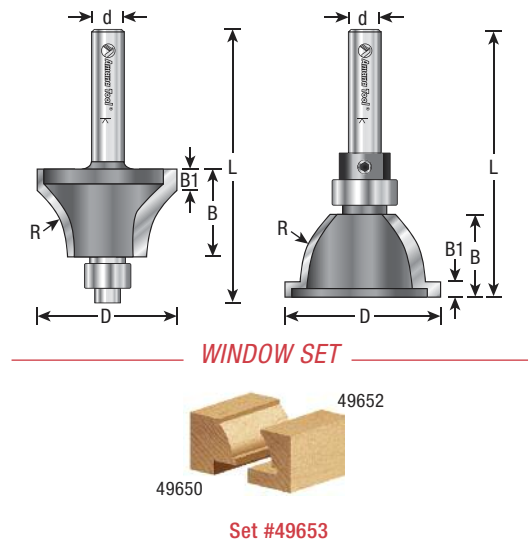


ØD	R	B	B1	Ød	L	Type	Tool No.
<b>2-Piece Bead Set Including 49640 &amp; 49642</b>							<b>49643</b>
1-1/8	1/4	1/2	1/4	1/4	2	Bead Stile	<b>49640</b>
1-1/4	1/4	5/16	7/64	1/4	2	Bead Rail	<b>49642</b>
<b>2-Piece Bead Set Including 49644 &amp; 49646</b>							<b>49647</b>
1-5/16	23/64	19/32	17/64	1/4	2-3/16	Bead Stile	<b>49644</b>
1-7/16	23/64	15/32	1/8	1/4	1-59/64	Bead Rail	<b>49646</b>

ØD	R	B	B1	Ød	L	Type	Tool No.
<b>2-Piece Ogee Stile &amp; Rail Set Including 49660 &amp; 49662</b>							<b>49663</b>
1-11/32	11/32	1/2	1/4	1/4	2	Ogee Stile	<b>49660</b>
1-1/2	11/32	3/8	3/32	1/4	2	Ogee Rail	<b>49662</b>
<b>2-Piece Ogee Stile &amp; Rail Set Including 49664 &amp; 49666</b>							<b>49667</b>
1-1/2	11/32	9/16	1/4	1/4	2	Ogee Stile	<b>49664</b>
1-19/32	11/32	3/8	1/8	1/4	2	Ogee Rail	<b>49666</b>




ØD	R	B	B1	Ød	L	Type	Tool No.
<b>2-Piece Classical Stile &amp; Rail Set Including 49670 &amp; 49672</b>							<b>49673</b>
1-3/32	9/64	1/2	3/16	1/4	2	Classical Stile	<b>49670</b>
1-1/4	9/64	3/8	5/64	1/4	2	Classical Rail	<b>49672</b>
<b>2-Piece Classical Stile &amp; Rail Set Including 49674 &amp; 49676</b>							<b>49677</b>
1-5/16	3/16	5/8	7/32	1/4	2	Classical Stile	<b>49674</b>
1-7/16	3/16	9/16	1/8	1/4	2	Classical Rail	<b>49676</b>



ØD	R	B	B1	Ød	L	Type	Tool No.
<b>2-Piece Window Stile &amp; Rail Set Including 49650 &amp; 49652</b>							<b>49653</b>
1-1/16	11/16	11/16	11/64	1/4	2	Window Stile	<b>49650</b>
1-7/32	11/16	5/8	1/8	1/4	2	Window Rail	<b>49652</b>

Replacement bearing for stile cutters #47702 (3/8" dia.).  
 Replacement bearing for rail cutters #47701 (1/2" dia.).  
 Replacement collar for rail cutters #47724.



Cut a rabbet along the inside edges of all the frame members.

## FINGER GRIP/DRAWER PULL/DOOR LIP

Carbide Tipped • 2 Flute

Produce clean, modern chests and cabinets uninterrupted by hardware pulls and knobs by integrating the pulls into the doors, drawers and lids. These one-pass cutters offer many appearance and ergonomic options, providing positive grips and softened, easy-on-the-fingers edges. All bits can be used in CNC and table-mounted routers. Larger diameter cutters will work in edge-guide or template-guide equipped handheld routers.



ØD	ØD1	R	R1	B	B1	Ød	L	Tool No
3/4	25/64	3/32	3/16	3/4	39/64	1/2	2-1/4	<b>53806</b>
1-31/64	11/16	5/64	15/64	53/64	45/64	1/2	2-21/64	<b>53808</b>
1-49/64	11/16	5/64	13/64	53/64	43/64	1/2	2-21/64	<b>53810</b>
2	3/4	1/4	3/16	1-1/4	—	1/2	2-3/4	<b>53812</b>

## WINDOW SILL EDGE

Carbide Tipped • 2 Flute

These bits shape a flowing ogee edge for creating traditional window sills.



ØD	D1	R	R1	B	B1	C	Ød	L	Tool No
1-1/4	1/2	7/32	1/4	7/8	11/16	3/8	1/2	2-7/8	<b>53822</b>
1-7/16	5/8	3/8	5/16	1-1/8	1	13/32	1/2	3-7/8	<b>53824</b>
1-1/4	3/8	7/32	11/32	1	7/8	5/16	1/2	3	<b>53826</b>
1-7/16	11/16	23/64	9/16	1-3/8	1-1/8	3/8	1/2	3-3/8	<b>53828</b>

## DOOR EDGE DETAIL FOR DECO DOOR

Carbide Tipped • 2 Flute

Use these bits to shape the edges of cabinet doors. Style #53820 also eliminates the need for a pull to create a clean, uncluttered look.



ØD	ØD1	ØD2	R	R1	B	Ød	L	Tool No
2	23/32	31/32	3/8	1/8	1-3/16	1/2	2-1/2	<b>53820</b>
1-3/4	—	—	3/8	1/8	11/16	1/2	2-5/8	<b>49562*</b>

\* Replacement bearing #47706

## DOOR LIP ASSEMBLY

Carbide Tipped • 2 Flute • Corner Round & Taper Rabbet

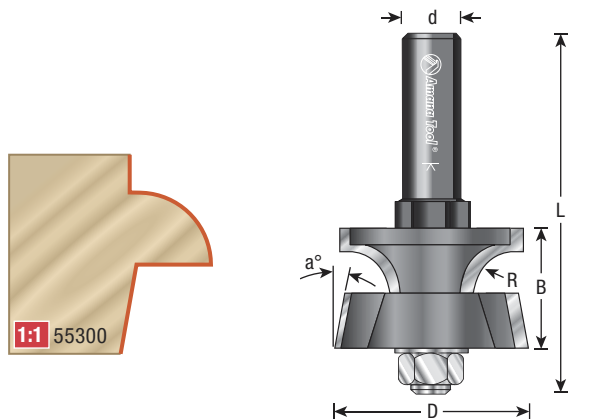
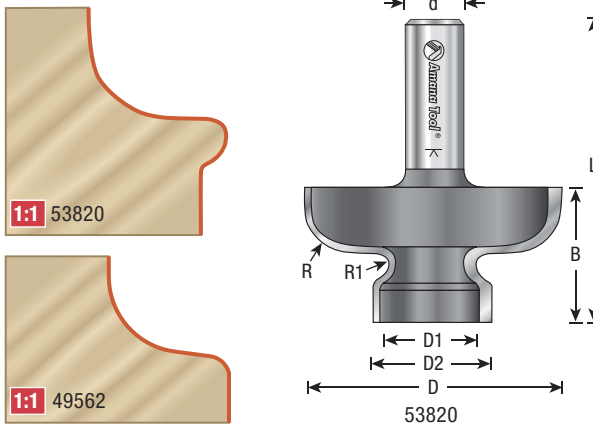
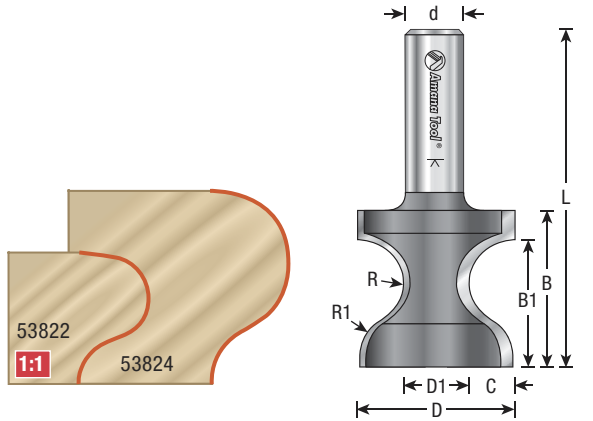
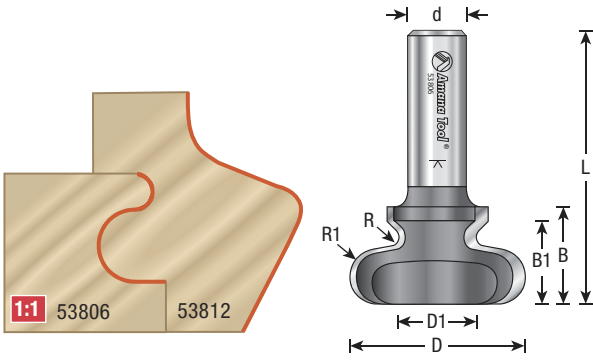
Mill the edges of doors and drawer fronts with this corner round and taper rabbet complete assembly, rounding the show edge and simultaneously forming a rabbet with a tapered shoulder on the back edge. Works on straight stock from 5/8" through 1" in thickness. Must be used in a table-mounted router.



ØD	R	a°	B	Ød	L	Tool No.
1-9/16	3/8	10°	1	1/2	3	<b>55300</b>

### Replacement Parts:

Description	Tool No.
3/8" Corner Round Cutter	<b>55302</b>
10° Taper Rabbet Cutter	<b>55304</b>
1/2" Shank Arbor With Nut	<b>47612</b>





# Solid Surface

**INDUSTRIAL** Router Bits



**Warning:** Before use, read router bit safety guidelines on pages 248-250.





Photo courtesy of Wilsonart®

## FOR FABRICATING SOLID SURFACE MATERIALS

Wilsonart® Gibraltar® Corian® Surell®  
Fountainhead® Avonite® Etc.

Recommended by:



Amana Tool® has developed a line of over 100 special tools for the fabrication of solid surface materials on the market. There are special tools for face-inlay, trimming, corner rounding and bullnosing as well as bits for counter-tops and bowls.

Some of our tools with ball bearings utilize our Ultra-Glide™ high-performance ball bearing guide assembly. The Ultra-Glide™ is a steel ball bearing fitted with a non-marring Delrin® sleeve.

For decorative work, our other carbide-tipped router bits can also be used for solid surface materials.

### COUNTER-TOP 'NO-DRIP' DESIGN

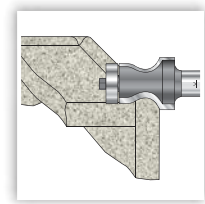


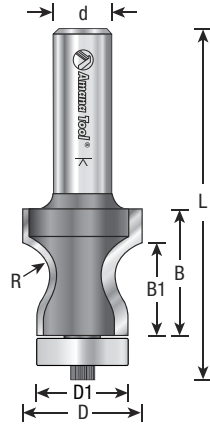
Carbide Tipped • 2 Flute with Ball Bearing Guide

This bit will cut a 'no-drip' edge on kitchen and vanity counter-tops in one pass. Use in a handheld router.



ØD	ØD1	A	R	B	B1	Ød	L	Tool No.
1	3/4	1/2	5/16	7/8	5/8	1/2	3	57118
1	3/4	3/4	5/16	1-1/8	15/16	1/2	3-1/4	57120

Replacement Ultra-Glide™ bearing #47709 (includes #5003 5/32" hex key).  
Replacement steel bearing (old style) #47714.



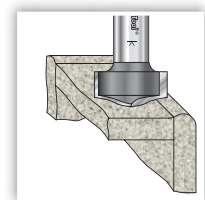


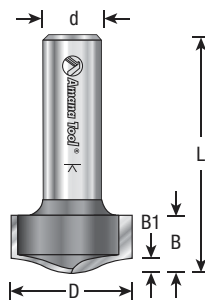
### COUNTER-TOP 'NO-DRIP' DESIGN

Carbide Tipped • 2 Flute

This bit cuts the inner portion of a 'no-drip' edge on kitchen and vanity counter-tops, where there's no edge for a guide bearing to reference. Typically used with edge-guide-equipped router. (Use the 5/16" radius corner-rounding bits shown on page 214 to do the outer portion.)



ØD	A	B	B1	Ød	L	Tool No.
1	3/4	1/2	1/8	1/2	2-1/8	57148



**Note:** The application specifications, current at time of publication, are intended for reference purposes and are subject to change without notice. Please refer to the Fabrication Guides provided with the particular material or bowl you are using for more specific installation instructions.

Amana Tool® makes no endorsements whatsoever to manufacturers of the solid surface materials listed herein.

# ROUND OVER


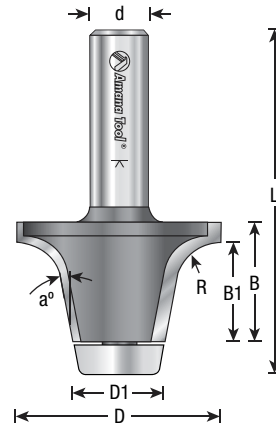
**Carbide Tipped • 2 Flute with Ultra-Glide™ Ball Bearing Guide Assembly**

This tool is intended for use on 1/2" thick material. It will put a 3/8" radius round over on the counter-top. Furnished with Ultra-Glide™ non-marring Delrin®-sleeved ball-bearing guide. For use on "Vaso Sink Collection" by Dupont®.



ØD	ØD1	a°	R	B	B1	Ød	L	Tool No.
1-7/8	3/4	10°	3/8	1	25/32	1/2	2-29/32	<b>57170</b>

Replacement Ultra-Glide™ bearing assembly #47774 (includes #5009 1/8" hex key).



# CORNER ROUNDING

**Carbide Tipped • 2 Flute with Ultra-Glide™ Radius Bearing**

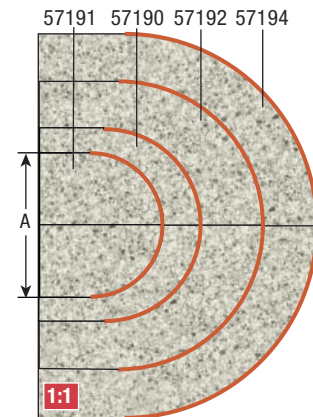


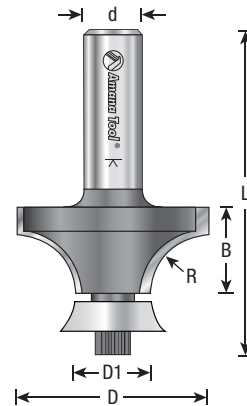
This unique tool produces a true 180° bullnose in two passes. Make the first pass with a regular 1/4" x 5/8" steel bearing (optional). Switch to the Ultra-Glide™ radius bearing for the second pass. This unique bearing follows the curved surface, eliminating the flat track typical of the two-pass cut with the regular bearing.



ØD	ØD1	A	R	B	Ød	L	Repl. Bearing	Tool No.
1-3/8	3/8	3/4	3/8	5/8	1/2	2-5/8	47766	<b>57191</b>
1-5/8	5/8	1	1/2	3/4	1/2	2-3/4	47767	<b>57190</b>
2-1/8	5/8	1-1/2	3/4	1	1/2	3	47768	<b>57192</b>
2-5/8	5/8	2	1	1-1/4	1/2	3-3/16	47769	<b>57194</b> ▲ <sup>18</sup>

Standard steel 1/4 x 5/8 bearing - use #47712 - (order separately).

▲ **Warning:** Maximum RPM ▲<sup>18</sup> = 18,000



## CORNER ROUNDING

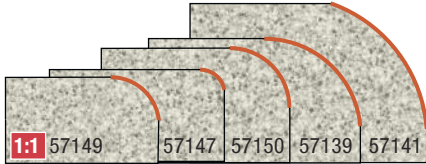
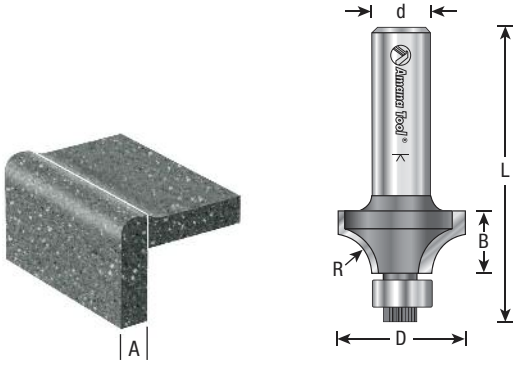
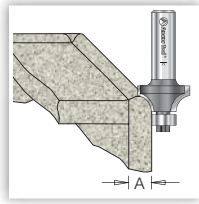
*Carbide Tipped • 2 Flute with Ultra-Glide™ Ball Bearing Guide Assembly*

Use this bit for rounding edges where there's access to a flat surface for the Ultra-Glide™ non-marring bearing to reference. Used in concert with either the Counter-top ('No-Drip') Design bit or the corner-rounding bit with a radius bearing, this bit will produce a no-drip edge or a bullnose in two passes.



ØD	A	R	B	Ød	L	Tool No.
3/4	—	1/8	3/8	1/2	2-5/16	<b>57147</b>
1	—	1/4	1/2	1/2	2-7/16	<b>57149</b>
1-1/8	3/4	5/16	1/2	1/4	1-7/8	<b>57150</b>
1-1/8	3/4	5/16	1/2	1/2	2-1/4	<b>57152</b>
1-1/2	—	1/2	3/4	1/2	2-3/8	<b>57139</b>
2	—	3/4	1	1/2	2-3/8	<b>57141</b>

Replacement Ultra-Glide™ bearing assembly #47707 (includes #5000 1/8" hex key).



## ROUND UNDER

*Carbide Tipped • 2 Flute with Upper Ball Bearing*


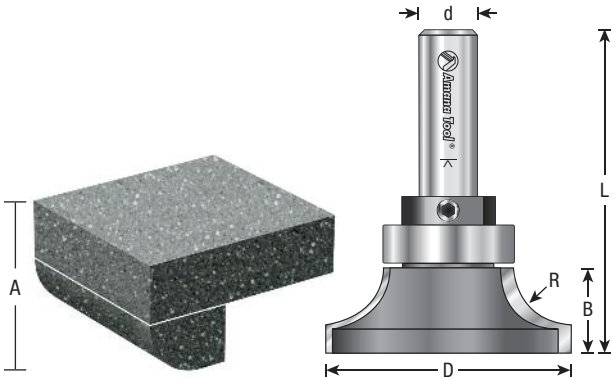
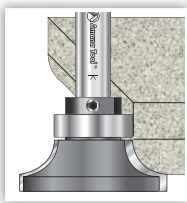
Round the lower edge of a counter with the router resting on the upper surface. No need to turn the heavy material over. This tool is especially useful for "job-site" work. (To complete a full 180° bullnose on 1/2," 1," 1-1/2" or 2" thick stock, use the corner-rounding bit with the radius bearing.) Furnished with Ultra-Glide™ non-marring Delrin®-sleeved ball-bearing guide.



ØD	A	R	B	Ød	L	Tool No.
2-1/8	1	1/2	3/4	1/2	2-7/8	<b>57138</b>
2-5/8	1-1/2	3/4	1	1/2	3	<b>57140</b> ▲ <sup>14</sup>

Replacement parts: Ultra-Glide™ bearing #47737; Collar #47740.

▲ **Warning:** Maximum RPM ▲ <sup>14</sup> = 14,000



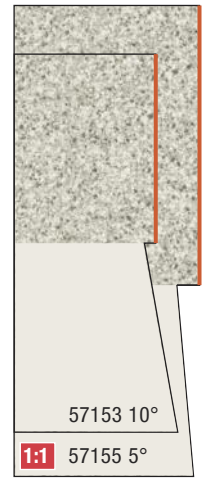
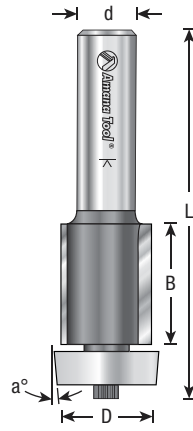
# BOWL & SINK TRIM

*Carbide Tipped • 2 Flute with Ultra Glide™ Ball Bearing Guide*

Trim a sink cut-out flush with the bowl in stages using these “over-hang” and flush trim bits in tandem. The overhang bits are equipped with non-marring Ultra-Glide™ bearings that are tapered to match the slope of the bowl’s side. A first pass with the appropriate overhang bit cleans the cut-out edge, leaving a very slight overhang at the underside of the counter. A pass with the flush-trim bit completes the operation.



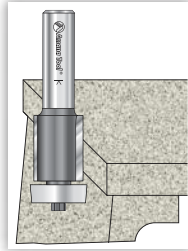
ØD	B	a°	Ød	L	Description	Tool No.
3/4	1	10°	1/2	3-1/4	1/16 Over-Hang	<b>57153</b>
49/64	1-1/2	5°	1/2	3-1/2	1/8 Over-Hang	<b>57155</b>
3/4	1	0°	1/2	3-1/2	Flush Trim	<b>57154</b>



*Replacement Ultra-Glide™ Bearing Assemblies:*

(Includes #5003 5/32" hex key).

Bearing Assembly	Tool No.
47726	<b>57153</b>
47709	<b>57154</b>
47733	<b>57155</b>



# BEVEL TRIM

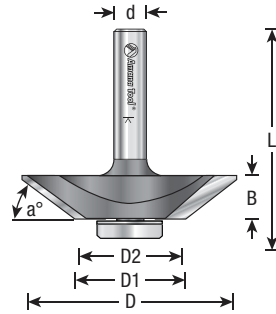
*Carbide Tipped • 2 Flute • For Wilsonart® HD Laminate Sinks*

Only minimal sanding is required after using this bevel trim bit to profile the laminate and adhesive of a Wilsonart® HD sink.


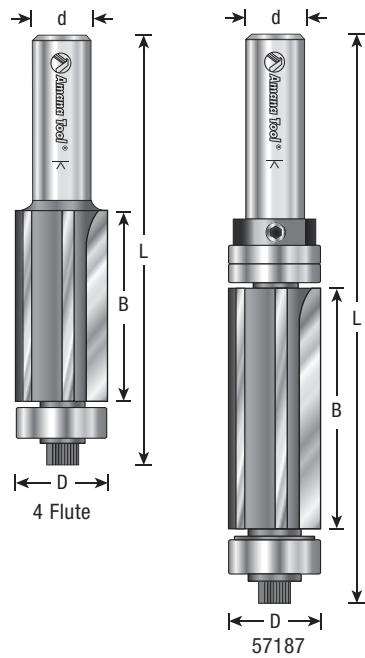


ØD	ØD1	ØD2	B	a°	Ød	L	Tool No.
1-55/64	15/16	7/8	3/8	50°	1/4	1-7/8	<b>57159</b>

Replacement bearing #47777.







## FLUSH TRIM

*Carbide Tipped • 4 Flute with Ball Bearing Guide*

For a super-smooth cut finish with a flush trimming bit, use one with four flutes. Feed rate is reduced, but chipping is virtually eliminated.


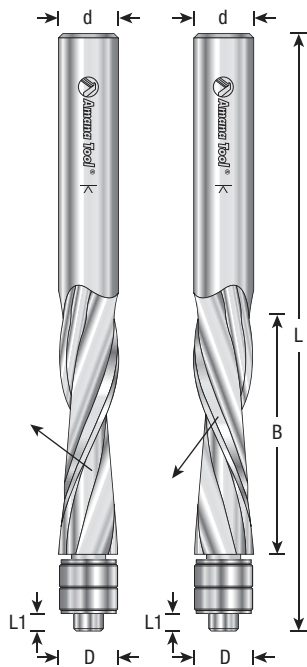


ØD	B	Ød	L	Tool No.
3/4	1	1/2	3	<b>57184</b>
3/4	1-1/2	1/2	4	<b>57185</b>
3/4	2	1/2	4-1/2	<b>57186</b>
3/4	2	1/2	4-3/4	<b>57187 **</b>

Standard replacement bearing (steel) use #47714.

Optional Delrin® replacement bearing use #47709 for solid surface application.

\*\* Replacement parts: Bearings #47714 (bottom), #47721 (2 top); Retaining collar #47740.



## ULTRATRIM™ SPIRAL TRIM

*Solid Carbide • 2 Flute with Double Ball Bearing Guide*

For the ultimate, chip-free finish in solid-surface, laminate, and melamine, and for template work of all kinds, use this solid carbide up-spiral bit. The twin ball-bearing pilot enhances the stability of the tool.



ØD	B	Ød	L	L1	'Up-cut' Tool No.	'Down-cut' Tool No.
1/2	1-1/4	1/2	4	5/32	<b>46300</b>	<b>46400</b>
1/2	2	1/2	5	5/32	<b>46304</b>	<b>46404</b>

Replacement bearing: use #47701 (2).

Lock ring: use #47752.

Washer: use #67053.



# CNC SPIRAL 'O' FLUTE

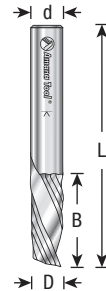
Solid Carbide • Single Flute • Up-Cut & Down-Cut

Produce super clean, smooth cuts, especially in acrylic materials (Plexiglas® Lucite®), other plastics, solid surfaces and wood.

Made according to strict tolerances from an exclusive carbide grade and polished to a mirror finish using Amana's unique process. Designed to eject chips either up or down. Ideal for industrial applications.



ØD	B	Ød	L	'Up-Cut' Tool No.	'Down-Cut' Tool No.
1/16	1/4	1/8	2	51415 †	51515 †
1/16	1/4	1/4	2	51441	—
1/8	1/4	1/8	2	51437 † <i>New</i>	—
1/8	3/4	1/8	2	51443 †	—
1/8	1/4	1/4	2	51416	—
1/8	5/16	1/4	1-1/2	—	51523 <i>New</i>
1/8	5/16	1/8	2	51453 †	—
1/8	1/2	1/8	2	51410 †	51510 †
1/8	1/2	1/4	2	51411	51511
1/8	5/8	1/4	2-1/2	51445	—
1/8	3/4	1/4	2-1/2	51446	—
5/32	9/16	1/4	2	51447	51516
3/16	3/8	3/16	2	51448	51518
3/16	3/8	1/4	2	51449	—
3/16	5/8	3/16	2	51412	51512
3/16	5/8	1/4	2	51417	51517
3/16	5/8	1/4	2-1/2	51423 <i>New</i>	—
3/16	7/8	1/4	2-1/2	51442	—
3/16	1-1/4	1/4	3	51418	—
7/32	3/4	1/4	2-1/2	51424	—
1/4	3/8	1/4	2	51425	51519
1/4	5/8	1/4	2	51419	—
1/4	3/4	1/4	2	51404	51504
1/4	3/4	1/4	2-1/2	51421	51524
1/4	7/8	1/4	2-1/2	51444	—
1/4	1	1/4	2-1/2	51405	51505
1/4	1-1/16	1/4	3	51409	—
1/4	1-1/4	1/4	3	51407	51507
1/4	1-3/8	1/4	3	51403	—
1/4	1-1/2	1/4	3	51413	51513
1/4	2-1/4	1/4	3-1/4	51646 <i>New</i>	—
3/8	3/8	3/8	3	51641 <i>New</i>	51528 <i>New</i>
3/8	5/8	3/8	2-1/2	51429	—
3/8	3/4	3/8	3	51426	51509
3/8	1-1/8	3/8	3	51414	51514
3/8	1-5/8	3/8	3-1/2	51427	—
1/2	1-1/4	1/2	3	51645 <i>New</i>	51529 <i>New</i>
1/2	1-3/8	1/2	3-1/2	51644	—
1/2	1-5/8	1/2	3-1/2	51428	—
1/2	2	1/2	4	51648 <i>New</i>	—



## Benefits of "Mirror Finish"

- Razor sharp cutting edge
- Effortless chip removal
- Helps prevent chip re-welding
- Extended tool life
- Exceptional cut quality



## Excellent for Cutting:

- Plastic/Acrylic
- Acetal and Nylon
- Acrylic Stone
- Acrylonitrile Butadiene Styrene (ABS)
- Alupanel®
- Corian
- Coroplast®\*
- Correx Boards\*\*
- Corrugated Polypropylene
- Delrin
- Gator Board
- Foam Board
- High Density Polyethylene (HDPE)
- Lucite®
- Mechanical/Engineered Plastics
- Plexiglas®
- Poly (methyl methacrylate) (PMMA)
- Polycarbonates
- Solid Surface
- Teflon®
- Ultra High Molecular Weight Polyethylene (UHMWPE)
- Wood

\* Coroplast® is a soft plastic cardboard made with super soft, super flexible PVC.

\*\* Correx refers to a wide range of extruded twin-wall plastic-sheet products produced from high-impact Polypropylene resin with a similar make-up to corrugated fiberboard.


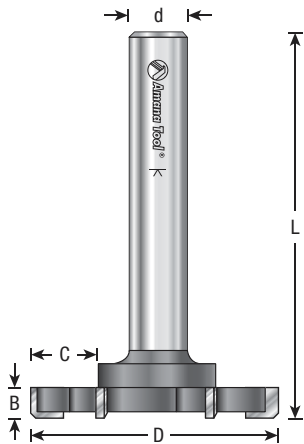
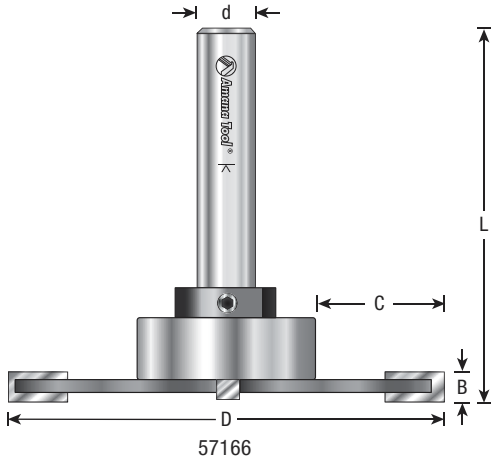
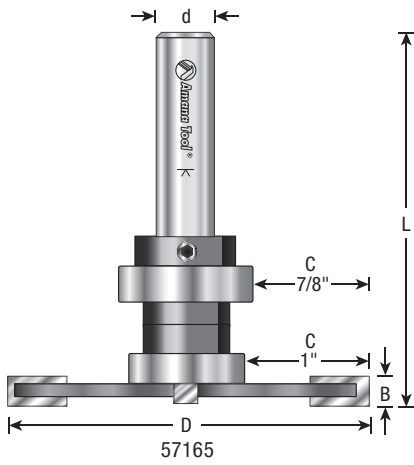


CNC feed and speed available online

## Metric Sizes

ØD	B	Ød	L	'Up-Cut' Tool No.	'Down-Cut' Tool No.
2mm	6mm	3mm	50mm	51634	—
3mm	12mm	3mm	64mm	51491	—
3mm	12mm	6mm	50mm	—	51526
4mm	12mm	4mm	64mm	51636	—
5mm	16mm	5mm	64mm	51493	—
6mm	16mm	6mm	63mm	51638	—
6mm	20mm	6mm	64mm	51495	—
6mm	30mm	6mm	75mm	51497	—
6mm	32mm	6mm	75mm	—	51527
6mm	38mm	6mm	75mm	51499	—

Additional metric sizes available on page 23.



## CUT-OUT

### Carbide Tipped • 4-Wing

Use for cutting out under-mount bowls, Surell®, Fountainhead® and other solid surface under-mount bowls. For Corian® bowls, must be used with a Corian® bowl template.




ØD	B	C	Ød	L	Tool No.
3	3/16	7/8 & 1	1/2	3-5/32	57165 ▲ <sup>12</sup>
3-5/8	1/4	1	1/2	3-9/32	57166 ▲ <sup>12</sup>

Bearing	Spacer	Collar	Key	Tool No.
47745, 47747	55371	47739	5002	57165
47749	55363	47739	5002	57166

**Note:** To achieve the best possible results use these bits with a variable speed router. Minimum horsepower: 2-1/2 Speed: 12,000 RPM or less.

▲ **Warning:** Maximum RPM ▲<sup>12</sup> = 12,000




## COUNTER-TOP TRIM

### Carbide Tipped • 6-Wing

Create extra-smooth shallow recesses in counter-tops with this 6-wing tool. The radiused cutting tips produce an edge that's easy on the fingers and simple to clean. Use in a handheld router.



ØD	B	C	Ød	L	Tool No.
2-1/16	1/4	1/2	1/2	3-5/16	57136



## COVE/BACKSPLASH

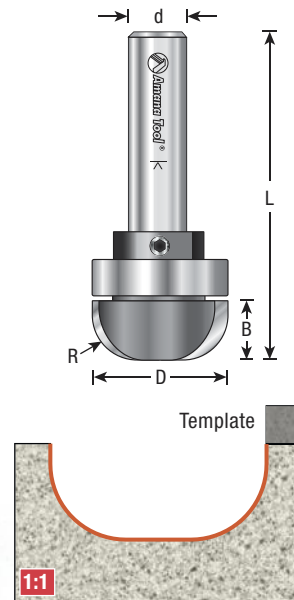
*Carbide Tipped • 2 Flute with Ultra Glide™ Ball Bearing Guide*

Radius the transition from horizontal counter-top surface to vertical backsplash with this bit. The cutting profile is a modified cove, having rounded corners separated by a flat. A shank-mounted Ultra-Glide™ bearing guides the cut. Use in a handheld router.



ØD	R	B	Ød	L	Tool No.
1-1/8	3/8	1/2	1/2	2-7/8	57232

Replacement parts: Ultra-Glide™ bearing #47737; Collar #47740.



## ROMAN OGEE

*Carbide Tipped • 2 Flute with Ultra Glide™ Ball Bearing Guide*


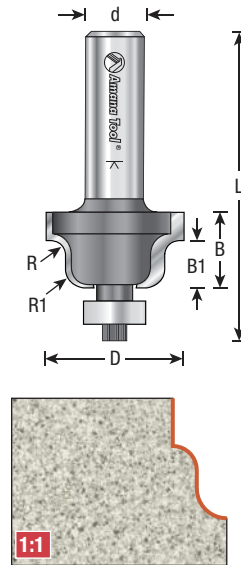
Form a classic Roman ogee profile on the edges of solid-surface materials without concern that the bearing will damage it. This bit's Ultra-Glide™ bearing is gentle on the material.



ØD	R	R1	B	B1	Ød	L	Tool No.
1-1/8	1/8	5/32	5/8	3/8	1/2	2-1/2	57127

Replacement Ultra-Glide™ bearing #47707.

Optional replacement steel bearing #47706.




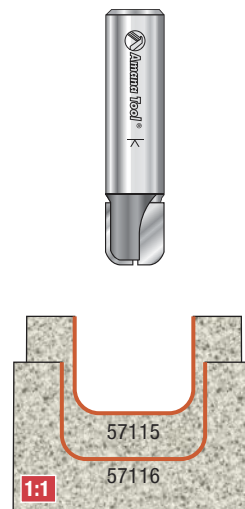
## DRAIN-BOARD

*Carbide Tipped • 2 Flute*

This bit is perfect for cutting custom drain-board patterns in solid surface materials, as well as wooden counter-tops and cutting boards. It produces a flat-bottomed groove with radiused corners. Use in a handheld router guided by a template, fence or edge guide.



ØD	B	R	Ød	L	Tool No.
5/8	1/2	1/8	1/2	2	57115
3/4	1/2	1/8	1/2	2	57116




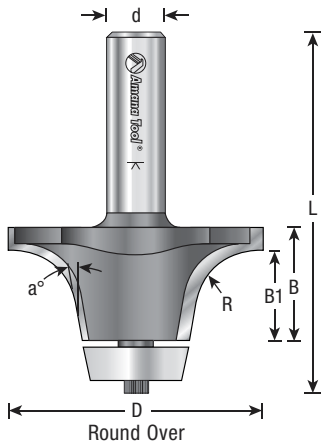




## UNDERMOUNT BOWL

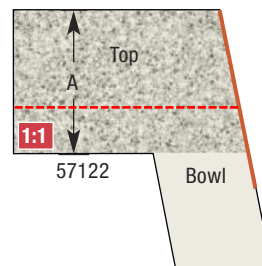
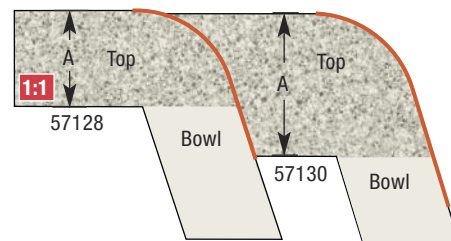
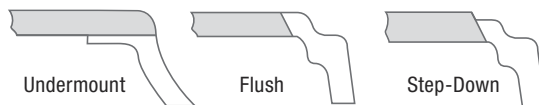
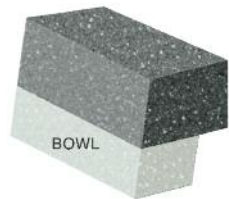
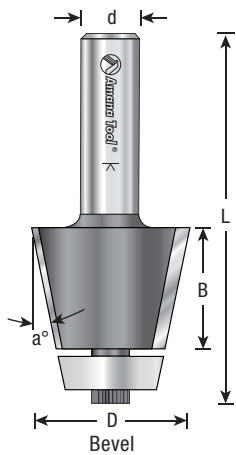
*Carbide Tipped • 2 Flute with Ultra Glide™ Ball Bearing Guide*

These bits prepare and/or finish counter-top edges in conjunction with undermount bowl installations. The round over and ogee bits trim and profile the counter-top edges after the bowl is mounted. The bevel bit trims the sink cut-out flush with an installed undermount bowl, but it also can be used with a template to prepare a sink cut-out for a bevel-mount bowl. All these tools can be used for undermount applications of Corian® sink and bowl #'s 802S, 804S, 805S, 809S & 871S.



ØD	a°	R	A	B	B1	Ød	L	Type	Tool No.
2-1/8	18°	1/2	1/2	1	3/4	1/2	3	Round Over	57128
2-1/4	18°	9/16	3/4	1-1/4	1	1/2	3-1/4	Round Over	57130
1-1/4	11.5°	—	1/2 & 3/4	15/16	—	1/2	3	Bevel	57122

Replacement Ultra-Glide™ bearing assembly #47726 (all tools).  
(Includes #5003 5/32" hex key and #67093 Allen screw).



# UNDERMOUNT BOWL

Carbide Tipped • 2 Flute with Ultra Glide™ Ball Bearing Guide

For Corian® Bowl #'s 874S, 810AS, 850, 857B, 859S, 871S, 872S, 891S & 893S

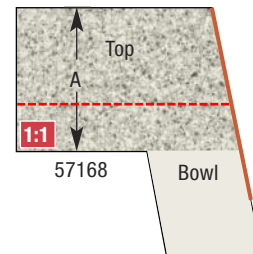
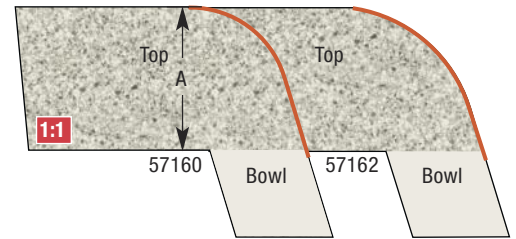
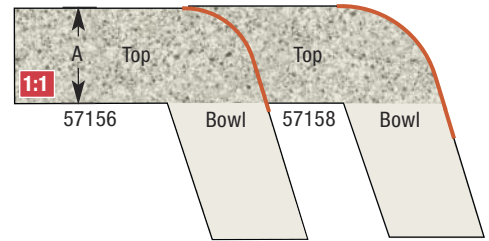
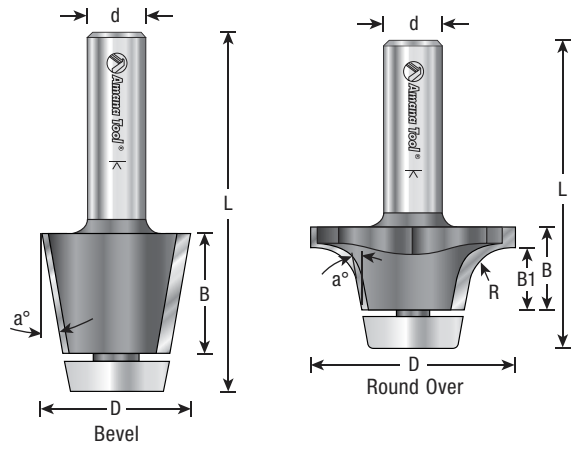

These bits are designed specifically for use in undermount installations of Corian® bowl #874-S. They trim and profile the counter-top edges after the bowl is mounted.



ØD	a°	R	A	B	B1	Ød	L	Type	Tool No.
1-1/4	10°	—	1/2 or 3/4	1	—	1/2	3	Bevel	57168
1-25/32	17°	3/8	1/2	11/16	17/32	1/2	2-1/2	Round Over	57156
2	14°	1/2	1/2	11/16	17/32	1/2	2-1/2	Round Over	57158
2-1/8	17°	1/2	3/4	1	25/32	1/2	2-7/8	Round Over	57160
2-1/4	15°	3/4	3/4	1-1/4	25/32	1/2	3	Round Over	57162 ▲ <sup>20</sup>

Replacement Ultra-Glide™ bearing assembly #47731 (includes #5009 1/8" hex key and #67146 special flat head machine screw).

▲ Warning: Maximum RPM ▲<sup>20</sup> = 20,000



## UNDERMOUNT BOWL

*Carbide Tipped • 2 Flute with Ultra Glide™ Ball Bearing Guide*

These bits trim and profile the counter-top edges after the bowl is mounted. Each bit has a cutting draft with a bearing that matches, enabling the cutter to do more work so you have to do less.

### 10° Cutting Draft

Designed specifically for use in undermount installations of:

Gemstone Vanity #'s 1514-V0, 1812-V0, 1613-VSO, 1814-V0, 1814-EVO, 1313-V0, 1513-V0, 1711-V0

Gemstone Bar & Kitchen Sink #'s 1014-S, 1016-S, 1318-S, 1411-S, 1507-S, 1515-S, 1815-S, 1524-S, 1517-S, 1616-S, N1616-S, 1616-ES, 2116-US, 2015-S, 2318-S, 2416-ES, 2615-S, 2716-US, 2718-S, 2818-S, 2033-S, 2916-UD, 1729-D, 2917-D, 1930-DL, 1630-D, 3016-D, 3118-D, 3218-D

Livingstone Vanity #K-140G

Livingstone Kitchen Sink #'s K130-G, K140G, K160G

DuPont Kitchen Vanity #'s 810P, 8252, 8254, 850P

DuPont Kitchen Sink #850-P

Wilsonart® Vanity #'s BV1514, BV1812, BV1313, BV1711

Wilsonart® Kitchen Sink #'s BK2015, BK1515, BD1630, BD3016, BK2716US

Formica Vanity #L080

Formica Kitchen Sink #'s K080A, K250A



ØD	D1	a°	R	B	B1	Ød	L	Type	Tool No.
2-9/64	13/16	10°	33/64	63/64	25/32	1/2	2-25/32	Round Over	<b>57267</b>

Replacement parts: Ultra-Glide™ bearing for #47787; Screw #67146; Allen Key #5009.

### 14° Cutting Draft

Designed specifically for use in undermount installations of:

Gemstone Vanity #'s 1410-V0, 1613-UVO, 1914-V0, 2114-V0

Livingstone Vanity #V130-G

Wilsonart® Vanity #'s BV1410, BV1613

Formica Vanity #'s L075, L100

Avonite Vanity #'s VS-1815, VS2015



ØD	D1	a°	R	B	B1	Ød	L	Type	Tool No.
2-3/16	55/64	14°	33/64	63/64	25/32	1/2	2-25/32	Round Over	<b>57268</b>

Replacement parts: Ultra-Glide™ bearing #47785; Screw #67146; Allen Key #5009.

### 18° Cutting Draft

Designed specifically for use in undermount installations of:

Corian® Vanity # 74-12

Gemstone Vanity #'s 1512-V0, 1610-V0, 1612-V0, 1713-V, 1319-VF0, 1321-V0, 2213-V0 (Baby Bath), 1311-S

Wilsonart® Vanity #'s BV1612, BV1512, BV2213

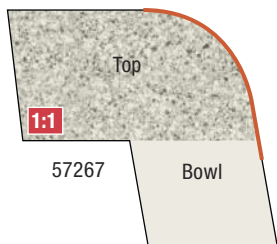
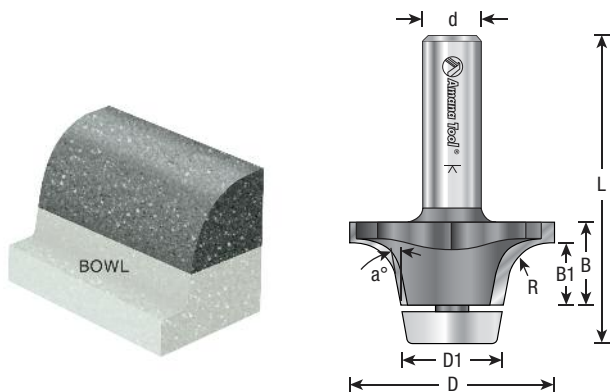
Formica Vanity #L065

They trim and profile the counter-top edges after the bowl is mounted.

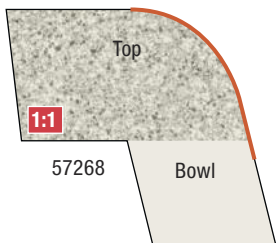


ØD	D1	a°	R	B	B1	Ød	L	Type	Tool No.
2-7/32	13/16	18°	33/64	63/64	25/32	1/2	2-25/32	Round Over	<b>57269</b>

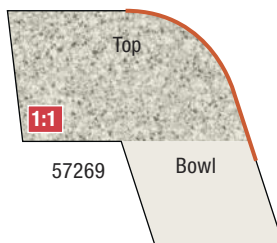
Replacement parts: Ultra-Glide™ bearing #47788; Screw #67146; Allen Key #5009.



57267



57268



57269

# KARRAN® STAINLESS STEEL SINK EDGE BITS

*Carbide Tipped • 2 Flute with Ultra Glide™ Ball Bearing Guide*

These bits are designed specifically for use for the Karran stainless steel Edge Sinks for laminate and 1/2" solid surface materials. They trim the counter-top edge after the bowl is mounted.



ØD	A	a°	B	Ød	L	Description	Tool No.
1-3/16	1/2 or 3/4	11.5°	1	1/2	3-1/8	Bevel	<b>57169</b>
49/64	1/2 or 3/4	—	1-1/2	1/2	3-1/2	Flush	<b>57155</b>
7/8	1/2 or 3/4	15°	7/8	1/4	2-1/4	Bevel	<b>49409</b>
1-3/4	1/2 or 3/4	24°	7/8	1/2	2-7/8	Bevel	<b>57171*</b> <i>New</i>
2-3/8	1/2 or 3/4	45°	13/16	1/2	2-7/8	Bevel	<b>57163</b>

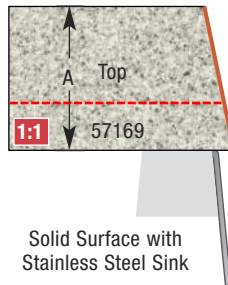
\* For use on the Edge Series Sinks with solid surface countertops.

Replacement Ultra-Glide™ bearing assembly #47733 (fits #57169 & #57155 and includes #5009 1/8" hex key and #67146 special flat head machine screw).


Steel ball bearing #47718 (fits #49409).

Ultra-Glide™ bearing #47765 (fits #57163), Screw #67147.

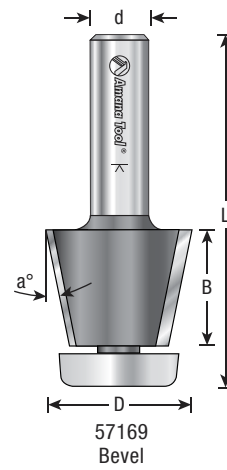
Ultra-Glide™ bearing #47797 (fits #57171), Screw #67147, Key #5009.



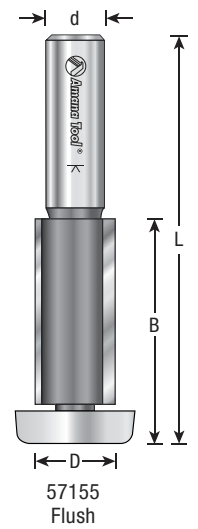
Solid Surface with  
Stainless Steel Sink



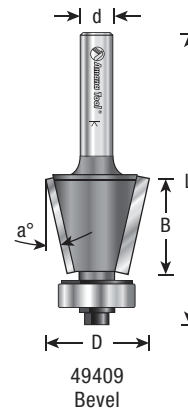
Laminate with  
Stainless Steel Sink



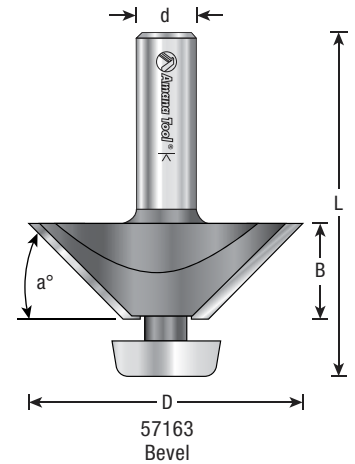
57169  
Bevel



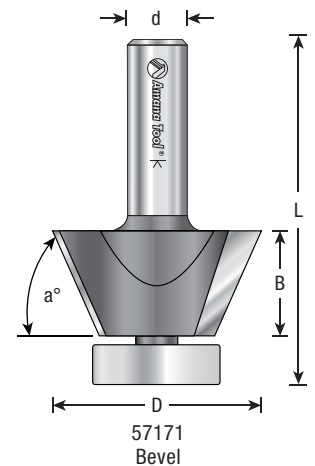
57155  
Flush



49409  
Bevel



57163  
Bevel


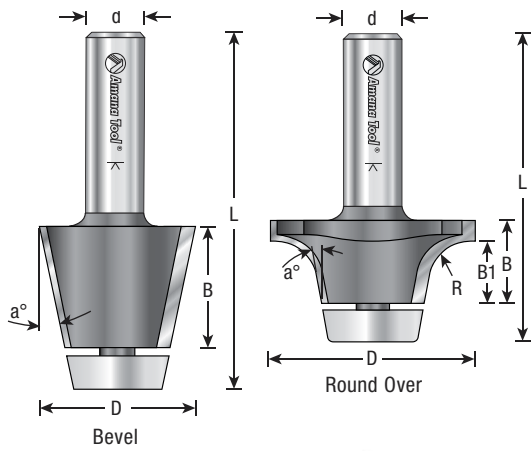


57171  
Bevel



SINK





## WILSONART® BOWL


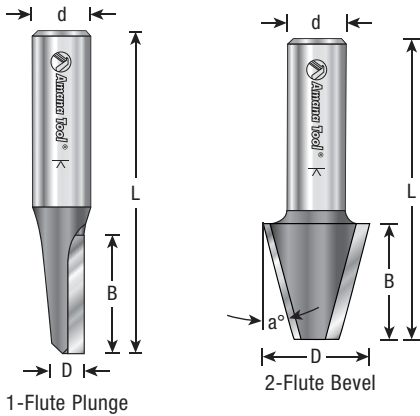
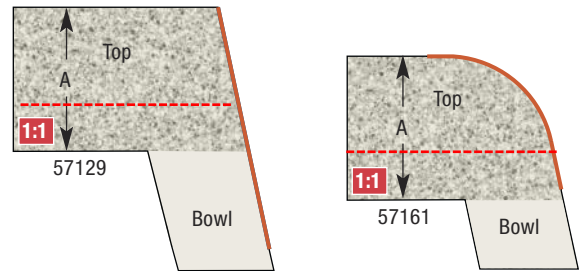
*Carbide Tipped • 2 Flute with Ultra Glide™ Ball Bearing Guide*

These bits, designed specifically for use with the Wilsonart® bowl, produce two different edge treatments – a bevel with a hard edge and a bevel with a rounded-over edge. Use with any handheld router; the Ultra-Glide™ bearing guides the cut.



Counter-top									
ØD	a°	R	Thickness(A)	B	B1	Ød	L	Type	Tool No.
1-1/2	12°	—	1/2 to 1-1/4	1-1/4	—	1/2	3-1/16	Bevel	<b>57129</b>
2-3/8	12°	9/16	1/2 to 3/4	7/8	11/16	1/2	2-11/16	Round Over	<b>57161</b>

Replacement Ultra-Glide™ bearing assembly #47732 (includes #5009 1/8" hex key and #67146 special flat bead machine screw).



## TOP-MOUNT ROUTER EUROPEAN TYPE

*Carbide Tipped • 2 Flute*

For sink cut-outs and to prepare counter-top for top-mount installation of sink or bowl.

Among others, can be used for Corian® sink and bowl #'s 830A, 852RA, 852LA, and 854RA.



ØD	a°	B	Ød	L	Type	Tool No.
3/8	—	1	1/2	2-3/4	1-Flute Plunge	<b>45302</b>
29/32	15°	15/16	1/2	2-1/2	2-Flute Bevel	<b>57132</b>



## DECORATIVE EDGE

### Carbide Tipped • 2 Flute with Ultra-Glide™ Ball Bearing Guide Assembly

Amana Tool® has a wider variety of profile cutters designed specifically for use on solid surface materials than any other manufacturer. This series of profile cutters are scaled for thick or even built-up solid surface structures. With most profiles, uncomfortably sharp edges are entirely eliminated, replaced with soft curves. All bits are equipped with easy-on-the-material Ultra-Glide™ pilot bearings. All are large bits that must be run at reduced speed in a high-horsepower router.

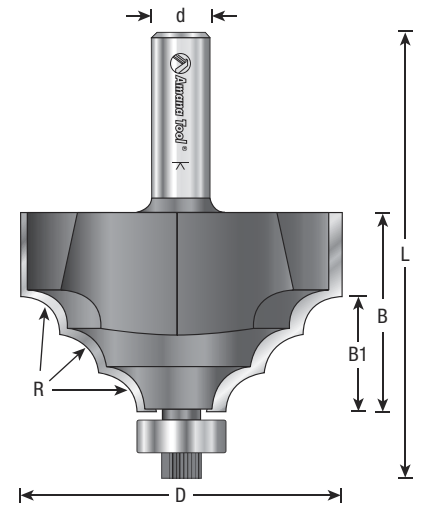


ØD	R	B	B1	Ød	L	Tool No.
2-5/8	5/16	1-5/8	15/16	1/2	3-1/2	57200

Replacement Ultra-Glide™ bearing #47709 (includes #5003 5/32" hex key).

▲ **Warning:** Maximum RPM=12,000

**Note:** Can also be used for woodworking applications by substituting #47709 Ultra-Glide™ bearing for #47714 steel bearing. Order #47714 separately.



## CHAMFER

### Carbide Tipped • 2 Flute with Ultra-Glide™ Ball Bearing Guide Assembly

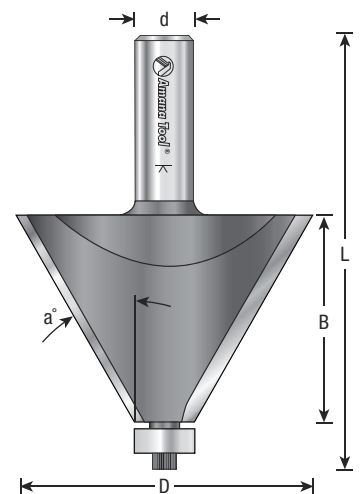
Chamfer bevel solid-surface edges with one of these two bits. These large bits must be run at reduced speed in a high-horsepower router.

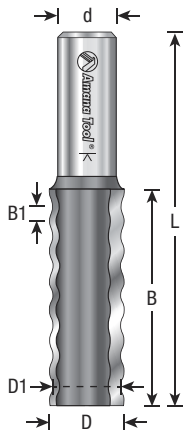


ØD	a°	B	Ød	L	Tool No.
2	45°	3/4	1/2	2-5/8	57220
2-17/32	30°	1-3/4	1/2	3-5/8	57258 ▲ <sup>12</sup>

Replacement Ultra-Glide™ bearing #47707.

▲ **Warning:** Maximum RPM ▲<sup>12</sup>=12,000





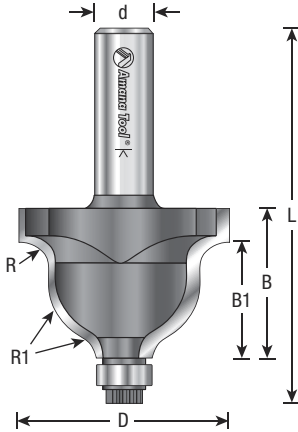

## WAVY JOINT

*Carbide Tipped • 2 Flute*

Creates a solid joint in the material by adding a greater surface for glue.



ØD	ØD1	B	B1	Ød	L	Tool No.
5/8	37/64	1-13/16	1/8	1/2	3-1/8	<b>57260</b>



## LONG OGEE


*Carbide Tipped • 2 Flute with Ultra-Glide™ Ball Bearing Guide Assembly*

To soften and beautify a thick or built-up edge, use this bit, which cuts a vertically elongated reverse ogee profile.



ØD	R	R1	B	B1	Ød	L	Tool No.
1-3/4	15/64	33/64	1-1/4	1	1/2	3-1/4	<b>57246</b>

Replacement Ultra-Glide™ bearing assembly #47707.



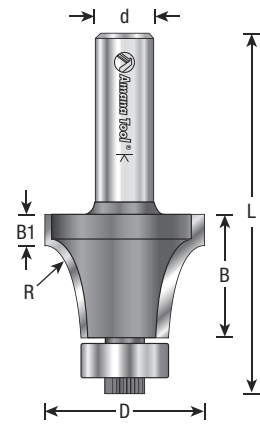
## DECORATIVE EDGE TRIM

Carbide Tipped • 2 Flute



ØD	B	B1	R	Ød	L	Tool No.
1-5/16	1-1/16	7/32	1-3/8	1/2	3-1/8	57257

Replacement bearing #47709.



## DOUBLE BULLNOSE

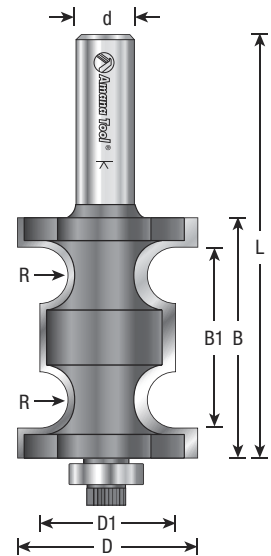
Carbide Tipped • 2 Flute with Ball Bearing Guide

Cut bullnose profiles on two layers in a stack in one pass with this large cutter.

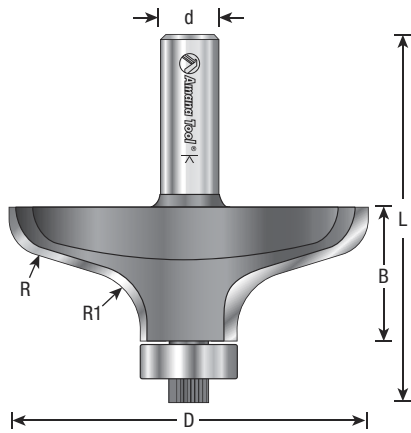


ØD	ØD1	R	B	B1	Ød	L	Tool No.
1-1/2	1-1/8	15/64	2	1-1/2	1/2	3-1/8	57238

Replacement bearing #47712.







## DECORATIVE EDGE

*Carbide Tipped • 2 Flute with Ultra-Glide™ Ball Bearing Guide Assembly*

Cut a table-edge type profile on the edge of a solid-surface counter-top with this large bit. The profile is an elongated ogee. Because of its large diameter, this bit should only be used in a high-horsepower router and run at reduced speed.



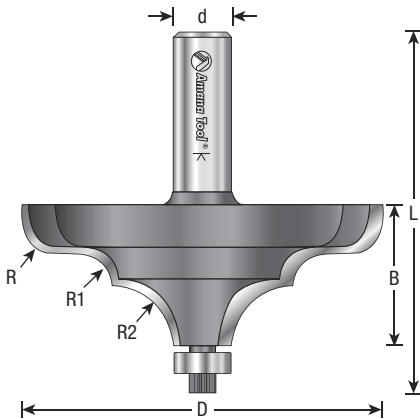
ØD	R	R1	B	Ød	L	Tool No.
3	5/16	1/2	1-1/8	1/2	3-1/8	<b>57248</b>

Replacement Ultra-Glide™ bearing assembly #47709.

**▲ Warning:** Maximum RPM=15,000



This bit produces a table-edge type profile on a solid-surface counter-top. The bit combines the traditional ogee form with a large quarter-round. Because of its large diameter, this bit should only be used in a high-horsepower router and run at reduced speed.



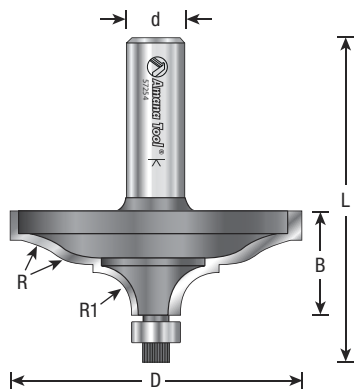
ØD	R	R1	R2	B	Ød	L	Tool No.
3	1/4	15/64	1/2	1-11/64	1/2	3-1/16	<b>57252</b>

Replacement Ultra-Glide™ bearing assembly #47707.

**▲ Warning:** Maximum RPM=16,000



This bit combines a traditional shallow ogee form with a substantial quarter-round to produce a table-edge type profile on a solid-surface counter-top. Adjust cut depth of router to control the margin of the profile. Because of its large diameter, this bit should only be used in a high-horsepower router and run at reduced speed.



ØD	R	R1	B	Ød	L	Tool No.
2-1/2	19/32	19/64	7/8	1/2	2-3/4	<b>57254</b>

Replacement Ultra-Glide™ bearing assembly #47707.

