



20/21.

# Specification Guide



Rev-A-Shelf was established in 1984 as the components manufacturer for Lazy Susan and has since become a market leading innovator of high quality cabinet storage and organizational products for every room in the house.

Over the past 40 years, we have introduced thousands of SKUs and expanded our product categories, while proudly maintaining our in-house design, assembly, and shipping. Over 350 dedicated employees collaborate daily across 525,000 square feet to produce the diverse range of products that Rev-A-Shelf confidently stands behind.

# What's Inside

## 20/21 Specification Guide



featuring



<b>2</b>	Introduction
<b>3</b>	Contents
<b>4</b>	American Made
<b>5</b>	What's New
<b>6</b>	Full Access Solutions
<b>8</b>	Walnut Solutions
<b>10</b>	Solid Bottom Solutions
<b>12</b>	New/Improved Solutions
<b>38</b>	Waste Solutions
<b>76</b>	Blind Corner Solutions
<b>92</b>	Sink Solutions
<b>117</b>	Base Solutions
<b>170</b>	Tall Pantry Solutions
<b>196</b>	Drawer Solutions
<b>224</b>	Wall Solutions
<b>246</b>	Vanity Solutions
<b>274</b>	Closet Solutions
<b>337</b>	Lazy Susan
<b>387</b>	Hardware
<b>396</b>	LED Lighting
<b>482</b>	Index
<b>490</b>	Warranty/PROP 65/Terms
<b>491</b>	Homes for Our Troops



For overview and installation videos on many of our products visit: [rev-a-shelf.com/videos](http://rev-a-shelf.com/videos)



Proudly "Made In America" and manufactured and assembled in our two Kentucky facilities



Employing a local workforce of more than 400



America  
Proud

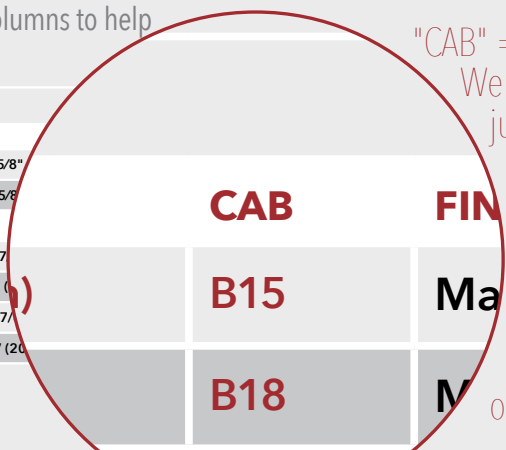
Louisville based and family owned for three generations

# WHAT'S NEW

## PRODUCT CHART

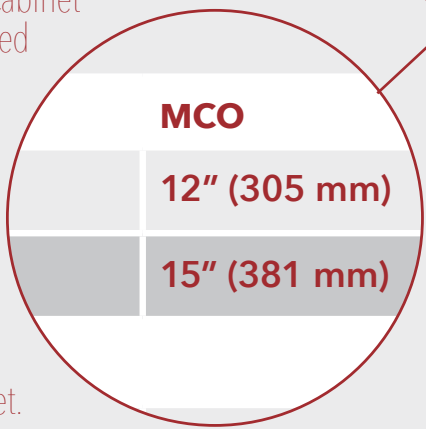
We've simplified our product chart and added a couple of columns to help make your buying decisions easier.

Drawer Pullout w/ Euro Slides		
PRODUCT	DESCRIPTION	DIMS
4WDB-12	Pullout Drawer	11" (280 mm) W x 18-1/2" (470 mm) D x 5-5/8"
4WDB-15	Pullout Drawer	14" (356 mm) W x 22-1/2" (572 mm) D x 5-5/8"
Drawer Pullout w/ BLUMOTION Soft-Close		
4WDB4-18SC-1	Standard Drawer	14" (356 mm) W x 21-5/8" (549 mm) D x 4-7/8"
4WDB7-18SC-1	Tall Drawer with dividers	14" (356 mm) W x 21-5/8" (549 mm) D x 8" (203 mm) H
4WDB4-24SC-1	Standard Drawer	20" (508 mm) W x 21-5/8" (549 mm) D x 4-7/8"
4WDB7-24SC-1	Tall Drawer with dividers	20" (508 mm) W x 21-5/8" (549 mm) D x 8" (203 mm) H



"CAB" = Typical Cabinet. We get it, professionals just want to know what size cabinet the product is designed for. So we've tried to identify the typical cabinet for each of our products.

"MCO" = Minimum Cabinet Opening. Our recommended minimum cabinet opening dimensions are based upon installation into 1.5" face frame cabinets. This is important because occasionally the width of the product is wider than the part of the product that pulls out of the cabinet.



When both face frame and frameless typical cabinet recommendations are provided we have listed them as FF for face frame and FL for frameless (aka full access). Note: unless otherwise noted, typical cabinet recommendations are based upon 1.5" face frame cabinet construction.

When both face frame and frameless dimensions are needed, we have listed them as FFMCO and FLMCO. The FF is for face frame and the FL for frameless (aka full access).

## WHAT DOES THIS MEAN?

You will notice that our charts contain columns that house MCO's and CAB's for that specific product. Below you will find a bank of what those letters mean.



<b>FF</b> Face Frame	<b>FL</b> Full Access (frameless)	<b>FH</b> Full Height	<b>B</b> Door/Drawer	<b>T</b> Tall Cabinet	<b>W</b> Wall Cabinet	<b>SB</b> Sink Base	<b>VB</b> Vanity Base	<b>BC</b> Blind Corner
a cabinet that has a fixed frame to the front of the cabinet.	a cabinet that allows full accessibility by eliminating the face frame of the cabinet.	a cabinet without a drawer opening, using the whole height of the cabinet.	a cabinet that has a drawer atop the cabinet opening	Tall/ Utility cabinets	a cabinet designed to be mounted above counter tops	a cabinet designed to be used with a sink	a shorter depth cabinet designed to be used in a vanity or bathroom	a cabinet that is in the corner of your kitchen



pg. 52



pg. 78



pg. 209



pg. 112



pg. 158



pg. 182

# We're taking full access to new levels.

Over 140 SKU's designed specifically for full access cabinetry.

## Full Access Pages:

Waste Containers: .....	52, 58, 60, 63, 68, 69, 71
Blind Corner Accessories: .....	78, 80, 85, 86
Sink Accessories: .....	111, 112
Base Accessories: .....	148, 154, 156-161, 166, 168
Tall and Pantry Accessories: .....	182, 184
Drawer Accessories: .....	200-208
Vanity: .....	255, 273
Lazy Susans: .....	382







Walnut Utility Tray Inserts:  
Page 212



Walnut Soft-Close Mxer Lift Kit:  
Page 168



Walnut Cutlery Tray Inserts:  
Page 213

We're going *nuts* about this stuff.

Dozens of walnut SKU's available.



Walnut Drawer Peg Systems:  
Page 210



Walnut Double Knife Block Inserts:  
Page 214

Walnut Spice Drawer Inserts:  
Page 216



Walnut Top Mount Waste Containers:  
Page 71



Walnut Bottom Mount Waste Containers:  
Page 63



Walnut Blind Corner Optimizer:  
Page 82





Solid bottoms with textured linen finish  
and orion gray flat wire.

pages: 78, 85, 156, 161, 166, 182, 382

Gray solid bottoms with round chrome wire

pages: 80, 82, 85, 87, 112, 156-161, 166, 184, 382



Maple solid bottoms with round chrome wire  
pages: 80, 82, 85, 87, 112, 156-161, 166, 184, 382

We're bringing the latest  
styles to the industry.

Proudly offering a wide range of colors and finishes.

# TWO-TIER COOKWARE ORGANIZER

NEW PRODUCT



Take the frustration out of cookware storage with these beautiful natural maple pullouts designed specifically for cookware storage and organization. Available in two sizes with accessories and pegboard bottoms that ensure limitless customization.

- Designed for 18" and 24" base cabinets
- Natural maple dovetail construction with semi-gloss finish
- Full-extension with 3/4" over-travel, undermount, 110 lb. rated slides with BLUM MOVENTO soft-close
- Up to 220 pre-drilled peg holes
- (4) matching, press-in pegs
- Top shelf holds lids w/ (1 w/18") or (2 w/24") lid organizers
- Mounts to cabinet floor
- TSCA Title VI compliant

 **blum**

Page

118



 **RED·A·SHELF**  
Innovation through Organization








# CUT-OUT CUTTING BOARD DRAWER



If you want a professional kitchen with a prep station, then look no further than Rev-A-Shelf's 4WCCB cut-out cutting board drawer. Available in varying sizes for multiple cabinet applications, this drawer makes clean-up easy.

- Designed for 18" cabinet drawers
- Natural maple construction with semi-gloss finish
- Removable, universal cut-out cutting board
- Removable, funnel insert
- Full-extension, TANDEM, 110 lb. rated, concealed slides with BLUMOTION soft-close
- Door mounting brackets
- Drawer front (NOT) included
- Waste container (NOT) included
- TSCA Title VI compliant



# TIERED DEEP DRAWERS

NEW PRODUCT



Enjoy ample storage space for your kitchen essentials with Rev-A-Shelf's 4WTCDD Series. Designed for deep 30" and 36" base cabinet drawers, this drawer system is available with or without TANDEM with BLUMOTION soft-close slides and features two levels of storage, three compartments and natural maple construction with a semi-gloss finish.

- Designed for 30" and 36" base cabinet drawers
- Complete drawer system, just add your drawer front
- Easy installation
- Natural maple construction with semi-gloss finish
- Full-extension, TANDEM, 110 lb. rated, concealed slides with BLUMOTION soft-close
- (3) drawer compartments
- Sliding top tray is designed for use with 4WCT, 4WUT and 4WKB inserts (sold separately)
- Mounts to cabinet drawer front, rear and sidewalls
- Figure 8 door mount brackets
- TSCA Title VI compliant

 blum®

Page

200



 **REV·A·SHELF**  
Innovation through Organization



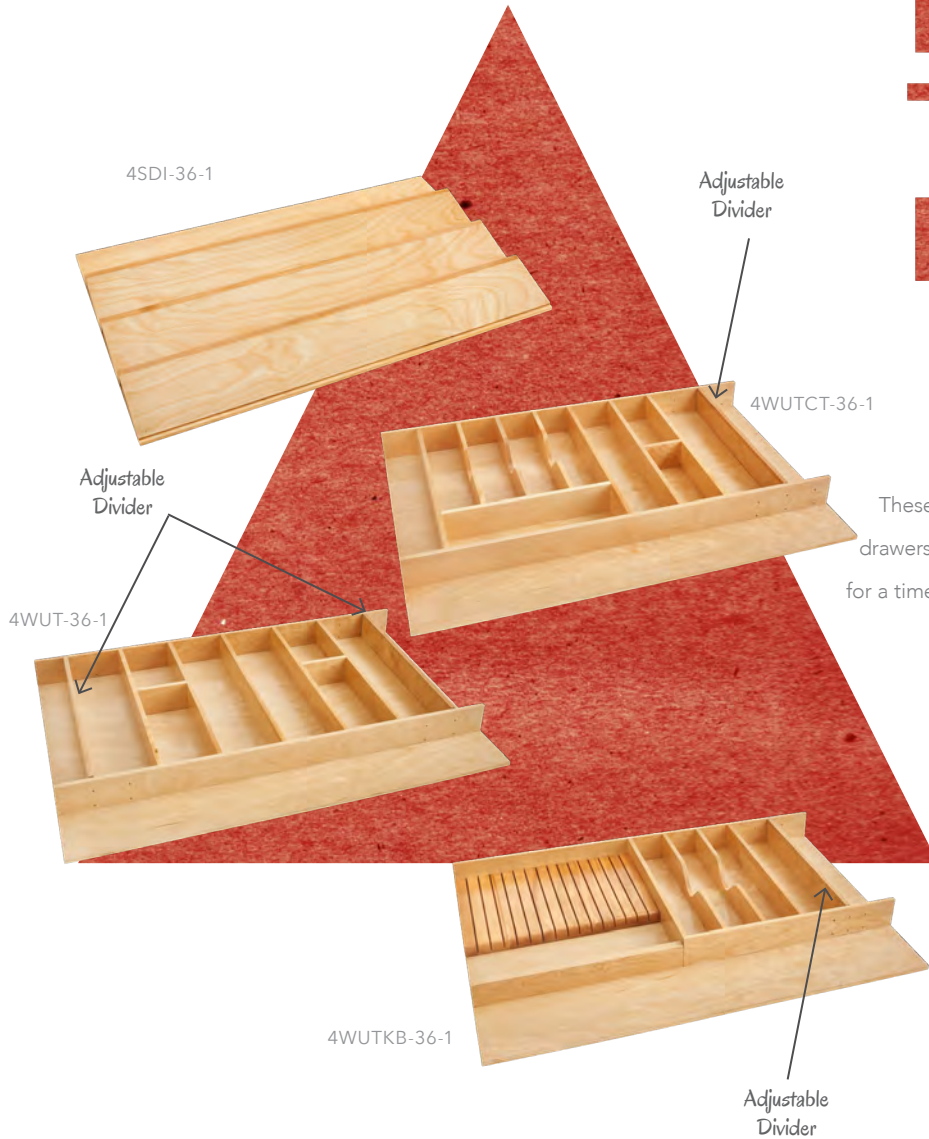





QED



# WIDE DRAWER TRAY INSERTS



These trim-to-fit inserts are now designed for 33" - 36" base cabinet drawers. Constructed of natural maple with simple drop-in installation for a timeless addition to your kitchen. The outer compartments on the 4W versions are adjustable to fit an array of kitchen utensils.

Page 198 

Page 199 

Page 198 

Page 199 



# MAPLE TOP MOUNT WASTE CONTAINER

Rev-A-Shelf's 4WCTM Series top mount with soft-close is now available for face frame, full height 24" base cabinets. This waste option comes with two 50 qt. waste containers and side compartments for additional storage. Designed with durability in mind, it features a natural maple frame that glides on full-extension with 1-1/2" over-travel, ball-bearing, 150 lb. rated soft-close slides and includes adjustable rear mount brackets and patented pre-assembled door mount brackets (US Patent No. 6,390,576) for variances in cabinet depth.

- Designed for full height face frame 24" base cabinets
- Double 50 qt. polymer containers, metallic silver
- Natural maple frame with semi-gloss finish
- Full-extension with 1-1/2" over-travel, ball-bearing, 150 lb. rated slides (soft-close options available)
- Side storage compartments
- Mounts to cabinet door, rear and sidewalls
- Adjustable rear mount brackets and patented pre-assembled door mount brackets (US Patent No. 6,390,576)
- 35 and 50 qt. polymer lids available (sold separately)
- TSCA Title VI compliant



Side storage reversible, depending on how unit is installed.

Page

68



**REV-A-SHELF**  
Innovation through Organization™





# MAPLE TOP MOUNT COMPO+ PULLOUT



It stinks when odors from your waste container take over your home. Solve the problem with Rev-A-Shelf's 4WCTM-CK Series Top-Mount waste container. Available in two sizes that feature our Compo+, a self-contained odor-reducing waste bin. The unique clamping design keeps odors from diapers, cat litter, trash and compostable materials out of your household. This composting solution features a natural maple dovetail frame, and The Compo+ bin is available in different colors, ensuring you will find the perfect waste solution for your home.

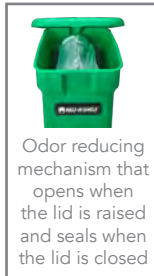
- (2) configurations available:
  - Single 6-gallon Compo+ bin designed for 15" base cabinets
  - 6-gallon Compo+ and white 35 qt. polymer waste container designed for 18" base cabinets
- Natural maple frame with semi-gloss finish
- Full-extension with 1-1/2" over-travel, ball-bearing, 150 lb. rated soft-close slides
- Rear storage with all single units
- Mounts to cabinet door, rear and sidewalls
- Adjustable rear mount brackets and patented pre-assembled door mount brackets (US Patent No. 6,390,576)
- 35 polymer lid available (sold separately)
- TSCA Title VI compliant



# WIRE BOTTOM MOUNT COMPO+ PULLOUT




Rev-A-Shelf's RV-CK self-contained Compo+ odor-reducing bin now comes in a chrome-plated wire frame. Available in black, green, orion gray or white, it features a unique clamping mechanism and carbon filter. Ideal for disposing of smelly items such as diapers, cat litter, trash and compostable materials. Designed for 30" sink base or 15" base cabinets, it glides on 16" depth, full-extension, ball-bearing, 100 lb., rated slides. Included with each unit are compostable bags and a no-mess trash carriage.



Odor reducing mechanism that opens when the lid is raised and seals when the lid is closed

- Single 6-gallon compost bin designed for 30" sink base\* or 15" base cabinets
- Compo+ bin available in (4) color options - black, green, orion gray or white
- 4-screw installation
- Chrome-plated round wire
- 16" depth, full-extension, ball-bearing, 100 lb. rated slides
- Mounts to cabinet floor
- (12) compostable liners
- (2) carbon filters that eliminate odors
- \*Review plumbing and hinge clearance with overall dimensions before ordering
- Door mount kit available (sold separately)







# BASE CABINET PULLOUT W/KNIFE BLOCK & UTENSIL BIN

Knife block features flex rod technology that adjust to securely hold knives

(4) flexible plastic cutting mats



Rev-A-Shelf's 448KB Series is now available for 12" full access base cabinets. The innovative pullout allows you to store knives, scissors and other utensils in one place. It features natural maple construction with a semi-gloss finish, chrome accents and comes with a two qt., removable stainless-steel bin, two knife blocks with flex rod technology and a set of flexible, easy to clean cutting mats. The unit glides on full-extension TANDEM slides with BLUMOTION soft-close, and door mounting is easy with our patented door mount brackets. (US Patent No: 8,388,076).

- Designed for 12" full height full access cabinets
- Natural maple construction with a semi-gloss finish
- Full-extension slides with BLUMOTION soft-close
- (1) 2 qt. removable stainless steel bin
- Knife block features flex rod technology that adjust to securely hold knives
- (4) flexible plastic cutting mats
- Adjustable rear wall
- Adjustable accessory shelf and lower static shelf with chrome rails
- Patented door mount brackets provide 5" of adjustability (US Patent No: 8,388,076)
- TSCA Title VI compliant




# TOWEL BAR BASE FILLER PULLOUT

Are you looking for a better way to store hand towels and cleaning supplies in the kitchen? Then look no further than the new 432TB Series Filler Organizer, featuring natural maple construction, ball-bearing soft-close slides, two towel bars and a static shelf with chrome wire accents.

- Designed for 3" and 6" base cabinet applications
- Natural maple construction with semi-gloss finish
- (2) towel bars
- Single static shelf with chrome wire accents
- Full-extension, ball-bearing soft-close
- Mounts between cabinets
- TSCA Title VI compliant

Single static shelf for storage

(2) towel bars





# MAPLE LEGRABOX BOTTOM MOUNT



Luxury and uniformity perfectly describe Rev-A-Shelf's full access LEGRABOX waste containers. With two beautiful configurations to choose from, the fully assembled LEGRABOX is the ideal solution for any kitchen.

- Designed for full access 12", 15" and 18" base cabinets with 3/4" side panels
- Single 30, 35 and 50 qt. and double 35 and 50 qt. polymer containers, black or orion gray
- LEGRABOX frame, orion gray or stainless steel (9-1/2" F height)
- Full-extension, 135 lb. rated, MOVENTO slides with BLUMOTION soft-close
- Wood insert secures container(s), natural maple with semi-gloss finish, walnut with satin finish or painted black MDF
- Fully assembled, just add your door front
- Mounts to cabinet door and side walls
- LEGRABOX door mount brackets
- (1) matching lid\*
- TIP-ON or SERVO-DRIVE systems available (sold separately)
- TSCA VI compliant



NEW COLOR

# ORION GRAY SOLID BOTTOM BLIND CORNER OPTIMIZER



Maximize blind corner storage with our 53PSP3 Series, featuring orion gray flat wire with textured linen solid bottom, soft-close slides and universal mounting.



- Designed for full height 15" and 18" blind corner cabinet openings
- Two-tier metal frame
- (4) solid bottom shelves, orion gray flat wire with textured linen finish
- Full-extension, ball-bearing, 100 lb. rated slides with soft-close
- Universal mounting, non-handed
- Mounts to cabinet floor
- 27 lb. (per front shelf) and 34 lb. (per back shelf) capacity
- TSCA Title VI compliant

Page

85



# 53PSP



# VANITY OUTLET GROOMING ORGANIZER

Tamper resistant outlets



(2) removable stainless-steel bins

Our 445 VB Series Grooming Organizer is available with an integrated electrical outlet with two 120V plugs UL recognized to UL962/CSA-C22.2 No.0-10. It has a cord guide and a drawer stop that prevents items from being stored "on" inside the cabinet. This natural maple grooming pullout is designed for face frame 12" full-height vanity cabinets. It features two shelves with non-skid vinyl lining and two removable stainless-steel bins. The 445 VB glides on TANDEM with BLUMOTION bottom and side mount soft-close slides that maximize stability, and the patent-pending foldable slide set allows for easy installation. The unit fits 1-3/4", 1-1/2" and 1-5/8" frames and comes with patented door mount brackets with micro-adjustment. Its end-use determines the safety of this product.

- Designed for face frame 12" full-height vanity 1-3/4", 1-1/2" and 1-5/8" cabinets
- Natural maple construction with semi-gloss finish
- (2) shelves with acrylic accents
- Full-extension, TANDEM, 110 lb. rated slides with BLUMOTION soft-close
- Patent-pending foldable slide set for easy installation
- Mounts to cabinet door, floor and side
- Patented door mount brackets with micro-adjustment (US Patent No. 8,388,076)
- Non-skid vinyl lining
- (2) removable stainless-steel bins
- In-drawer receptacle with (2) 120V plugs
- Tamper-resistant outlets
- Max Current: AC: 12 amps @ 120VAC; USB 2.1 amp & 5 VDC
- UL Recognized to UL962/CSA-C22.2 no. 0-10
- Power cord with NEMA 5 – 15 plug
- Integrated cord guide ensures safe operation
- Automatic shut-off feature works when unit is fully closed
- Drawer stop prevents items from being stored "ON" inside the cabinet
- Its end-use determines the overall safety of this product
- TSCA Title VI compliant



# STEEL TOP MOUNT VANITY HAMPER

NEW PRODUCT

Our 53TMVH steel frame hamper is designed for full access 24" full height vanity base cabinets and features Grass, soft-close slides and (2) .85 bushel hampers with matching lids.

- Designed for full access 24" vanity base cabinets with 5/8" or 3/4" side walls
- Double .85 BU polymer containers, gray and white
- Powder-coated metal frame, white
- Patented door mount brackets Patent No. 6,390,576B1
- Full-extension, 90 lb. rated slides with soft-close
- Mounts to cabinet door and side walls
- Pre-assembled door mount brackets
- (1) gray and (1) white lids



Page

261







W

V

H

## NEW SIZE VANITY STORAGE RACK

Rev-A-Shelf's 4VR Series allows you to conveniently store toiletries without compromising design. Available in two new sizes for 18" and 21" vanity base cabinets, this unit features a natural maple frame with semi-gloss finish, two non-skid vinyl shelves with acrylic accents and our patented adjustable mounting brackets. (US Patent No. 7,204,569)

Page 257 



4VR-21-1



Page 298 

## PRODUCT UPDATE GLIDWARE VALET HANGER PULLOUT

The GLD-CV series valet hanger, a revolutionary organizing pullout that allows you to securely hang your garments inside your closet and bring them out only when you want them, just got better. Designed for 14" closet depths, the patent-pending Glideware Pullout features a new push and pull bar for easy accessibility, a chrome rail with scallops to securely hold clothes and solid wood construction in maple with two slide configurations: full-extension, ball-bearing, 100lb. rated slides or full-extension, 110lb. rated, concealed slides with BLUMOTION soft-close.

## NEW SIZE DOOR STORAGE TRAY

Adding extra space to your 12" or 2 door 24" cabinets is easy with this beautiful natural maple shelf. At just under 8", it mounts easily to your cabinet door and features sleek chrome wire accents.



Page 131 



Page 245 

## NOW WITH SOFT-CLOSE STAINLESS STEEL PANEL PULLOUT

Rev-A-Shelf's Wood Pullout Organizer with stainless steel panel now features soft-close. Designed for full-height 9" wall cabinets, it glides on full-extension, 100lb., rated soft-close slides and includes a variety of accessory hooks to organize almost anything you need to get quickly. Simple installation and patented door mount kit included for attaching your cabinet door to the front of the unit for easy 1-step access.

# The cabinet lighting experts.



- Expert technical support
- Complimentary layout services
- American engineering and manufacturing = high quality, safe, ease of install

**tresco**   
lighting

(800) 227-1171 | [trescolighting.com](http://trescolighting.com)

# SIDELINES<sup>®</sup>

by REV-A-SHELF

Sidelines  
is now  
Sidelines  
by Rev-A-Shelf

Page

274



Sliding Tie-Rack

- Full-extension, ball-bearing, steel slide with steel rack housing
- Contains 16 tie arms



Swing Out Ironing Board

- Board: 38" long, 13" wide
- 5" wide when stored, including hardware



3 Way Hook

- Available in Chrome, Bronze, Satin Nickel, & Satin Chrome
- Zinc die cast construction



### 3-Way Swivel Closet Mirror

- Universal left or right mount hardware
- Soft-close retracting mechanism



### Swivel Belt Rack

- Over-extension, ball-bearing, steel slide with pivoting roller hinge
- Locks in place after pivoting



### Pop-Out Telescopic Valet Rod

- 10 mm diameter rod extends 9.5"
- Available in Bronze, Chrome, Satin Nickel, & Satin Chrome



### Slanted Hamper Basket

- Unique, slanted rim design for clearance with tilt-down hamper cabinet doors
- Optional canvas fitted laundry bags available
- Flap stay hardware included



### Sliding Basket

- Full-extension, ball-bearing slides
- Available in Bronze, Chrome, & Satin Nickel